



Ministerul Educației, Culturii și Cercetării al Republicii Moldova

Iulia IGNATIUC

Lara ALADIN

Ludmila FOCA

Dina PUIU

Ana MUNTEAN

MAGIC

ENGLISH

PUPIL'S BOOK · THIRD FORM

3



Editura ARC



Iulia IGNATIUC

Lara ALADIN

Ludmila FOCA

Dina PUIU

Ana MUNTEAN

MAGIC

ENGLISH

P U P I L ' S B O O K · T H I R D F O R M

3



Editura ARC

- 1** Look at the picture and answer the questions.



1. Is the school big?
2. Are the trees green?
3. Is the bus red?
4. Who do you see in the picture?
5. What is the boy's name?
6. What is the girl's name?
7. Where are they?
8. What are their friends' names?

- 2** Greet your classmates. Follow the examples.

Tim: Hello Jane. Glad to see you.

Jane: Hello Tim. Glad to see you too.

Tim: Hello Dan. How are you?

Dan: Hello Tim. I'm fine, thank you. And you?

Tim: Fine, thank you.

- 3** Listen and read. Say why you like to go to school.

See me skip,

See me run.

I'm going to school.

My school is fun.

See me write

And read books too.

How are you, my school?

I'm fine, thank you.

4 Substitute words for pictures. Read the sentences.

A is for  .

Apples grow on **a**pple trees. Ben likes his new **b**us.

C is for  .

Cats like milk.

D is for  .

Close the **d**oor, please.

E is for  .

Emmy has an **e**gg for breakfast.

F is for  .

The **f**lowers are beautiful.

G is for  .

The **g**raz is **g**reen.

H is for  .

Jemmy Duck has a green **h**at.

I is for  .

I love **i**ce-cream.

J is for  .

Tim has blue **j**ean.

K is for  .


A **k**ite flies in the sky.

L is for  .

Petty Mouse has a **l**ea.

M is for  .

They love **m**ushrooms.

N is for  .

Nuts grow on nut trees.

O is for  .

Oranges grow on orange trees.

P is for  .

Pinky **P**ig is pink.

Q is for  .

This is a **q**ueen.

R is for  .

Rabbits eat carrots.

S is for  .

School begins in **S**eptember.

T is for  .

Tim has a toy-**t**rain.

U is for  .

My **u**mbrella is new.

V is for  .

Tommy Cat is wearing a **v**est.

W is for  .

We open the **w**indows on warm days.

X is for  .

Xmas (Christmas) is fun.

Y is for  .

Yellow flowers grow in our yard.

Z is for  .

Zebra live in Africa.

1 Look at the picture and describe the classroom.



Vocabulary

classmate
Come in.
be back
together

2 Listen and read. Write the questions.

It is autumn, the 1st of September. We are in the classroom. We are back from our vacation. We like our school, our classmates and teachers. We are happy to be back at school. We learn a lot of new things here. We read, write and speak. We draw, dance and sing together. We study English.

We are twenty five in the class. We have a new classmate and we want to learn something about him. What questions shall we ask him?

3 Say True or False.

1. Summer vacation is short.
2. School starts in September.
3. We go to the seaside in winter.
4. We pick flowers and mushrooms at the seaside.
5. We aren't happy to be back at school.
6. We go to school in summer.
7. We learn a lot of things at school.

4 Say what children do during schooltime and during vacation.

pick flowers

fish

play on the beach

go to school

write

draw

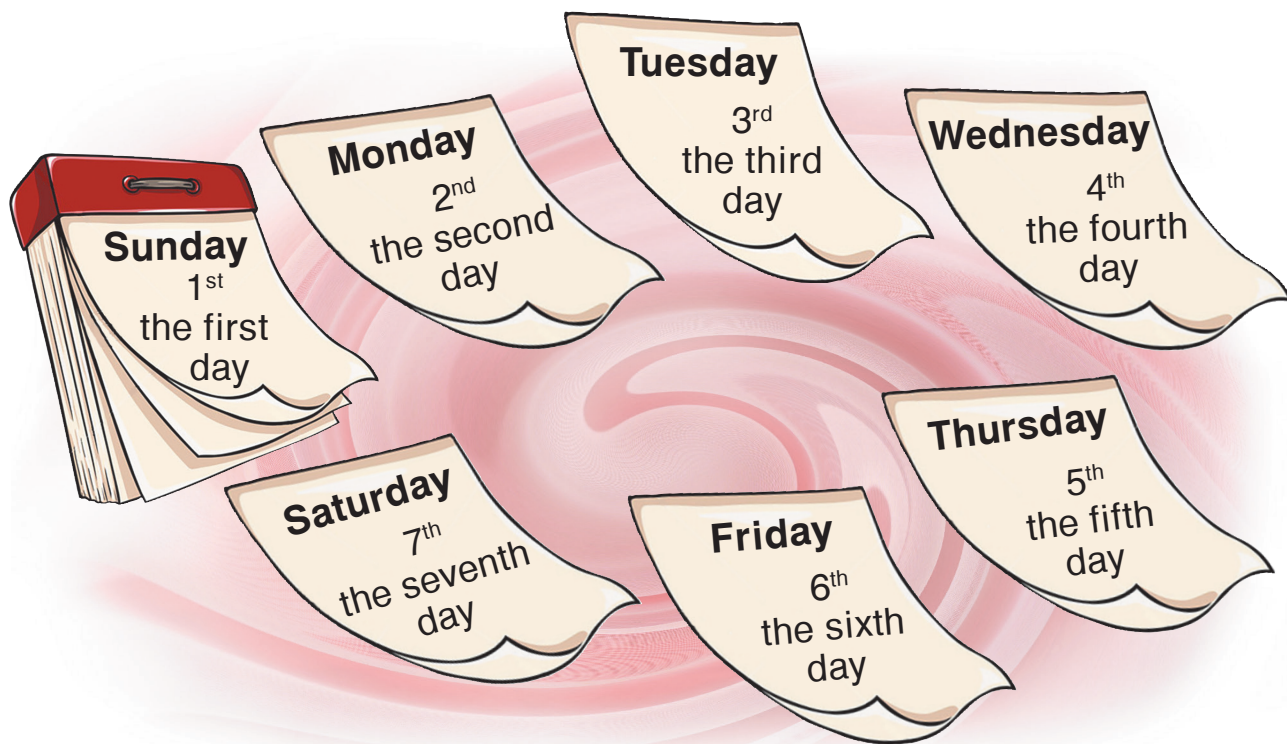
pick mushrooms

go to
the seaside

learn new things


5 Look and say.

Example: Sunday is the first day of the week.



6 Who is the first, second etc., today?

Example: Tim is the first. John is the _____.



1 Speak about the people in the picture.

Vocabulary

bear	swing
elephant	trunk
monkey	zebra

Remember

one man – two men
one woman – two women
one child – two children



2 Look at the picture and match.

1. There is a boy
2. There are two women
3. The two men
4. There are two boys
5. Jimmy Duck and Rusty Rooster

- A. on the bench.
- B. are asking questions.
- C. under the tree.
- D. in the tree.
- E. are walking.

3 In pairs, ask and answer the questions.

Rusty Rooster: Who are these children?

Angela: They are my friends.

Jimmy Duck: Who are those women?

Angela: They are my mother and my grandmother.

Jimmy Duck: Who are those men?

Angela: They are my father and my grandfather.

4 Complete the sentences. Use I, he, she, it, we, they, you.

- _____ are good pupils.
- _____ are my father and brother.
- _____ is Andy.
- _____ are in the classroom.
- _____ is a big house.
- _____ am a pupil.
- _____ are pretty women.
- _____ is a little girl.
- _____ are my friends.

5 Listen and read. Answer the questions.

Men, women, and children go to the zoo on Sunday. The zoo has a lot of animals.

Do you like animals?

At the zoo, you can see big animals. You can see little animals there, too.


Do you like elephants?

The zoo has elephants. It has elephants with big trunks. It has elephants with little trunks.

Do you like monkeys?

The zoo has monkeys. It has big monkeys that swing. It has little monkeys that swing.

Do you like bears? Do you like turtles? Do you like zebras? What animals do you like?




6 Choose the right word.

- This is a (zebra, zebras).
- These are white (bear, bears).
- Those are old (turtle, turtles).
- That is a funny (monkey, monkeys).
- There is a big (zoo, zoos) in London.
- There are (elephant, elephants) at the zoo.

7 Write 5 sentences about your favourite animal.

1 Look, listen, and repeat.



Remember

I – my
You – your
He – his
She – her
It – its

We – our
You – your
They – their

2 Listen and read.

Irina has a lot of classmates.
Her classmates are friendly.
They play together after school.
Their games are interesting.

My mother and I love flowers.
We have red and white roses
in our garden.
Our roses are beautiful.

Ted doesn't like flowers.
He likes animals. He has a dog.
His dog is clever.

3 Read and say where Dan's friends live.

Dan: Is that your teacher?

Irina: Yes, she's our new English teacher.

Her name is Mrs White. She's from England.

Dan: Good morning, Mrs White.

Mrs White: Good morning. Are you the new pupil?

Dan: Yes, I am. My name is Dan.

Mrs White: I am glad to meet you, Dan. Where are you from?

Dan: I am from Briceni. I have a lot of friends there.

4 Fill in the sentences. Use **my, your, her, our, their**.

1. **A:** Dan, that is _____ English teacher.

B: What is _____ name?

2. **A:** Those two boys are _____ classmates. _____ names are Nick and Sandy.

B: Are they _____ friends?


A: Yes, they are. They are _____ good friends.

5 Choose the right word.

This is his
her cat.



This is our
their grandmother.



This is his
our hat.



These are my
their apples.



This is his
her satchel.

1 Read the sentences and match them to the pictures.

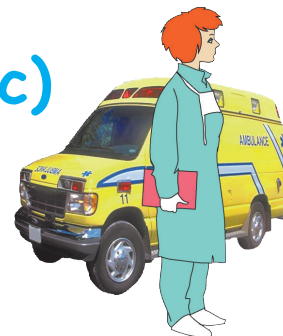
a)



b)



c)



Vocabulary

actress
barber
florist
nurse
postman

d)



He is a farmer.
She is a nurse.
They are florists.
They are barbers.
He is a postman.

e)



2 In pairs, read about the people in the pictures.

What is his job?

What is her job?

What are their jobs?

He is a postman.

She is a nurse.

They are barbers.

He is not a policeman. She is not a teacher. They are not programmers.

3 Listen and read. Ask and answer about your mother's job.

A: Who is that woman?

B: She is my mother.

A: What's her job?

B: She's an actress.

A: Where does she work?

B: She works at a theatre.

A: And my mother is a florist. She works in a little flower shop.

4 In pairs, ask and answer the questions.



Is Mr Smith a doctor?
Is he a barber?




Is Mrs Bell a teacher?
Is she a nurse?



Is Mr Gramm a driver?
Is he a postman?



Is Mr Todd a barber?
Is he a mechanic?



Is Mrs Davis a nurse?
Is she a florist?



Is Mrs Reed an actress?
Is she a teacher?

5 Write **am**, **is**, **are**. Read the sentences.

1. His friends _____ doctors.
2. My brother _____ a teacher.
3. His grandfather _____ a farmer.
4. I _____ a pupil.
5. Her parents _____ programmers.
6. Their jobs _____ interesting.

6 Work in pairs. Read the sentences in Exercise 5 and disagree.

Example: A: His friends are doctors.

B: His friends are not doctors. They are farmers.

- 1** Look at the picture and say where the things are.



- 2** Read the sentences and say **True** or **False**.

1. There is a bed in the room.
2. There is one lamp in the room.
3. There is a satchel under the armchair.
4. There are four balls under the table.
5. There is a poster above the bed.
6. There are books on the shelf.
7. There is a turtle on the floor.

Remember

Petty Mouse is between the ball and the cat.

The map is above the desk.



3 Look at the picture and complete the sentences. Use **near**, **under**, **above**, **between**, **on**, **in**.

1. The bed is _____ the wall.
2. The balls are _____ the table.
3. The poster is _____ the bed.
4. The shoes are _____ the armchair.
5. The dog is _____ the table and the bed.
6. The books are _____ the shelf.
7. The trousers are _____ the bed.
8. The plant is _____ the room.

4 Ask and answer.

Example: Where are the teacher's books? They are on the desk.

5 Help Tommy Cat find Petty Mouse. Say where Petty Mouse is.



6 Arrange the words and read the sentences.

1. books, the shelf, There are, on.
2. above, There is, the bed, a poster.
3. the computer, a clock, near, There is.
4. There are, the table, under, balls.



7 Write 5 sentences about where your school things are.



Say the English
alphabet.



Write and
spell the words.



Ask questions
about my family.




Do it and answer
the questions.

Put your pen on your book.
Where is it?
Put your pen near your pencil box.
Where is it?
Put your pencil box under your book.
Where is it?
Put your hands on your book.
Where are they?
Put your books in your satchel.
Where are they?
Stand between two desks.
Where are you?


Choose the
right word.





What _____ your name?
 How old _____ you?
 Where _____ you from?
 What _____ your telephone number?
 Where _____ you now?

Complete and answer the questions.



Those are my books.
 These are his new friends.
 That is her yellow hat.
 This are our house.
 Those is their bikes.

shoes	house	cat	clock
kitchen	hen	book	
A _____ has words and pictures.			
My _____ says 'Meow'.			
A _____ tells the time.			
A _____ lays eggs.			
A _____ is a place where people live.			
A _____ is a room where we prepare food.			
We wear _____ on our feet.			



Fill in the sentences with the words from the box.

1 Listen and read.



It's September.

It's sunny.
It's beautiful
in September.

It's October.

It's cool.
The sky is cloudy.



It's November.

It's cold.
It's windy.

Vocabulary

wind
leaf

change
fall
rake
cloudy

lovely
rainy
sunny
windy

Remember

leaf – leaves
knife – knives
shelf – shelves

2 Look at the pictures and speak about the weather in autumn.

3 In pairs, ask and answer questions about the weather.

Example: **A:** Is it cloudy today? **B:** Yes, it is. / No, it isn't.

4 Read and say why you like autumn.

It's autumn. We are going on a leaf hunt.

We are going right away.

Let's find **colourful** leaves on a sunny day.

Here is a big leaf. It's **orange** and **yellow**.

I pick it up on a sunny day.

Here is a small leaf. It's **brown** and **red**.

I pick it up on a rainy day.

Orange, brown, yellow and red.

How many leaves do you have in your hand?



5 Describe the picture.

6 Read and make up similar dialogues.



Angela: Hello! I am Angela.

Pinky Pig: Good morning.

Nice to meet you.

Angela: What is your name?

Pinky Pig: My name is Pinky.

Angela: Pinky what?

Pinky Pig: Pinky Pig. But call me Pinky.

7 Match the words to make word combinations. Use the word combinations in sentences of your own.



1 Speak about the picture.



Vocabulary

cabbage
grapes
pear
pumpkin

ladder
vegetable
packing-case

harvest
gather
weed

2 Choose **is** or **are** and read the sentences.

1. There **is/are** a new house.
2. There **is/are** fruit trees.
3. There **is/are** a pear tree.
4. There **is/are** an apple tree.
5. There **is/are** vegetables.
6. There **is/are** a ladder.
7. There **is/are** packing-cases.
8. There **is/are** three children.

3 Read and say why autumn is busy time. Think of a title.

Angela is five. Tim is nine. They are sister and brother. Angela is a cute little girl. She helps her mother in the kitchen. She washes the dishes, sweeps the floor, and waters the flowers. Tim is a big boy. He helps his father in the garden. He waters the vegetables and weeds the garden.

It is autumn. Autumn is harvest time. And harvest time is busy time. Tim picks the apples and the pears. Angela puts them into packing-cases. Their father gathers the vegetables.

Remember

He helps his father in the garden.
She washes dishes in the kitchen.

4 Choose the right form of the verb.

1. I (**read, reads**) books in the evening.
2. You (**play, plays**) tennis on Sunday.
3. The children (**pick, picks**) grapes and pears.
4. My sister often (**write, writes**) letters to our grandmother.
5. Angela (**help, helps**) her grandmother in the kitchen.
6. They (**eat, eats**) pears, plums, and nuts.
7. Nick (**go, goes**) to the forest in summer.

5 Read and make up similar dialogues.

Nick: We have apples, nuts, plums and pears in our garden.

Tim: I like apples very much. Do you like apples, Nick?

Nick: Sure. I like apples and I like plums too.
My sister likes pears a lot.

Tim: My brother likes grapes a lot.

6 Write 5 sentences about autumn.

1 Look at the picture and say what people buy at the market.

Vocabulary

corn
garlic
onion
pepper
quince
water-melon
market
buy
sell



Remember

I run.

I don't sing.

We swim.

We don't jump.

You sing.

You don't run.

They jump.

They don't swim.


2 Say what they like (✓) and don't like (×).

Example: Bob and Nick like carrots and garlic.

They don't like corn, onions and peppers.

	carrots	corn	garlic	onions	peppers
Bob and Nick	✓	×	✓	×	×
Kate and Ann	×	✓	×	×	✓
Jane and Tina	✓	✓	×	✓	✓
Ted and Dan	×	×	✓	✓	✓
Rob and Ben	✓	×	×	×	✓

3 Look and say.



4 Correct the sentences.

1. Tomatoes grow on apple trees.
2. Quinces are red.
3. Farmers plant cabbages in autumn.
4. Children like to play under the fallen leaves.
5. Pears and apples are vegetables.

5 Read the dialogue and play shopping.



6 What do you buy at the market? Write 5 sentences.

1 Look at the picture and say what each character has for lunch.

Vocabulary

fries
hamburger
hot-dog
juice
lemonade
lunch
snack bar
sugar
usually
sometimes
often



He often eats carrots. He doesn't usually eat fries.

Remember

She sometimes eats fries. She doesn't usually eat hot-dogs.

2 Look and say.

a) He likes hamburgers.
He doesn't like hot-dogs.
Who is he?

b) He likes fries.
He doesn't like hamburgers.
Who is he?


c) He likes hot-dogs.
He doesn't like fries.
Who is he?

3 Listen and read. Say what Alex and his parents like and don't like.

Alex usually has tea for breakfast. He doesn't have coffee. Alex likes fruits for lunch. Sometimes he has juice. He doesn't drink lemonade. In the evening, he usually has a cup of milk. He doesn't put sugar into his milk. His parents don't drink milk. They usually have tea or coffee. They also like fruits and juice.

On Sunday, Alex and his parents go to a snack bar. They have hamburgers or pizza and cola there. They don't eat hot-dogs. They don't like them. They often have ice-cream on Sunday.

4 Say what Tim has and what he doesn't have for lunch.



5 Choose **don't** or **doesn't**. Make up sentences.

Pinky
Doggy
Tommy
They
I
Jemmy
You

don't

doesn't

like pizza
drink cola
like coffee
drink tea
eat apples
eat ice-cream
like cabbage

6 Write what the members of your family have and what they don't have for lunch.

1 Look at the picture and say how Angela helps her mother.

Vocabulary

bowl
salad
soup
add
chop
mix
peel
tasty



Remember

Do you usually make tea?
Yes, I do. / No, I don't.
Yes, we do. / No, we don't.

2 Answer Angela's questions.

1. Do you like fruit salad?
2. Do you like vegetable salad?
3. Do you have fruit salad every day?
4. Do you usually eat salad for breakfast?
5. Do you often eat salad for lunch?
6. Do you often buy fruits at the market?
7. Do you sometimes make salad?

3 Listen and read. Learn how to make fruit salad.

Jemmy: How do you make fruit salad, Angela?

Angela: I take an orange, an apple, a pear, and a banana.

Jemmy: Do you wash them?

Angela: Yes, I do. I wash and peel them.

Jemmy: Do you chop them?

Angela: Yes, I do. I chop the fruits and put them in a bowl.

Jemmy: Do you add sugar?

Angela: No, I don't. I add ice-cream.

Jemmy: Do you mix the salad?

Angela: Yes, I do. Try to make it. It is very tasty.

4 Say how Angela makes her salad.

5 How do you make your salad?

6 Ask the questions for these answers.

Example: Do you have breakfast at eleven o'clock?

No, I don't. I have breakfast at seven o'clock.

1. No, I don't. I drink tea in the morning.

2. Yes, I do. I like ice-cream.

3. Yes, I do. I eat fruits every day.

4. No, I don't. I eat soup for lunch.

5. Yes, I do. I like fries.

6. No, I don't. I go to a snack bar on Sunday.

7 Unscramble and read the words.



- 1 Look at the picture and say what Tim and his grandmother usually have for their afternoon tea.

Vocabulary

biscuit
glass
napkin
sandwich
teaspoon




Remember

Does he like cheese?
Yes, he does. / No, he doesn't.

- 2 Interview your deskmate.

Do you have afternoon tea at 4 o'clock?
Does your sister have milk for breakfast?
Do you have soup for lunch?
Do you have cheese for supper?
Do you have juice at 5 o'clock?
Does your mother have coffee every day?
Does your father have milk in the evening?



3 Talk about what you and your family have for lunch.

Example: A: Do you have sandwiches for lunch?

B: No, I don't. I usually have soup for lunch.

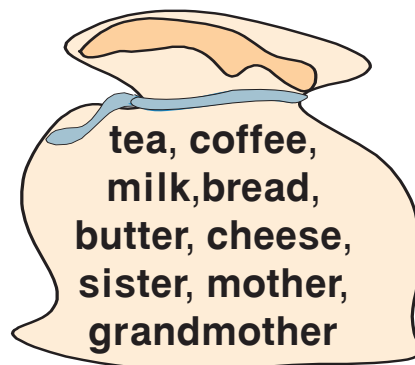
A: I don't like soup. I have fish and chips for lunch.

4 Complete the dialogue with words on the right. Read it.

A: Does your _____ have _____
for breakfast?

B: No, she doesn't. She usually has _____
for breakfast.

A: I don't have _____. I like _____
and _____ for breakfast.



5 Ask the questions for these answers.

Example: Does Tim have milk in the afternoon?

No, he doesn't. He has tea in the afternoon.


1. Yes, she does. She likes cheese.
2. No, he doesn't. He has tea.
3. Yes, he does. He likes biscuits.
4. No, she doesn't. She doesn't eat biscuits.
5. Yes, she does. She has tea with sugar.
6. Yes, he does. He likes jam.

6 Unscramble the sentences.


1. apples, eats, every, Nick, day.
2. doesn't, Kate, in the evening, eggs, eat.
3. coffee, in the morning, drink, We.
4. for breakfast, has, Mother, cereal.
5. They, salad, don't, fruit,
make, in the morning.

7 Match.

Example: an egg.



Complete the
dialogue.



- Hello! _____.
- _____.
- Nice to meet you.
- What is your name?
- _____ name _____.
- _____ what?
- _____ . But call me _____.

What do you buy
at the market?



Guess the riddle.



This is the season
When fruit is sweet.
This is the season
When school-friends meet.
What season is it?

How does Angela
make fruit salad?



Look and say.



A	A	P	P	L	E	E
B	A	N	A	N	A	A
F	P	E	A	R	N	N
V	K	P	L	U	M	U
G	R	A	P	E	S	T
R	Q	U	I	N	C	E
O	R	A	N	G	E	U

Find the fruits.



What does Ann have for lunch?
What does she like?



Jack Sprat is strong
For he likes milk.
He eats his bread
And drinks the juice.

Ask 3 questions
about Jack Sprat.

1 Describe the streets and the houses in the picture.

Vocabulary

block of flats
city
flower-bed
playground
in front of
look for



Remember

There is **a bus in the street**.
Is there **a car in the street**?
Yes, there is. / No, there isn't.
Are there **trees in the yard**?
Yes, there are. / No, there aren't.

2 Answer the questions.

1. Is there a new house on your street?
2. Are there tall trees in your yard?
3. Are there beautiful flower-beds in your town?
4. Are there cars in the street?
5. Is there a park in your town?
6. Are there blocks of flats on your street?
7. Are there old houses on your street?

3 Listen and read. Answer the question.

Some people live in the country,
Where the houses are very small.
Some people live in the city,
Where the houses are very tall.
But in the country where the houses are very small
The gardens are very big,
And in the city where the houses are very tall
There are no gardens at all.
Where do you live?

4 Interview your deskmate.

1. Is there a school near your house?
2. Is there a garage in your yard?
3. Are there chimneys on your house?
4. Is there a garden in front of your house?
5. Are there big gardens in cities?
6. Are there tall houses in villages?
7. Are there flower-beds in cities?

5 Read. Make up similar dialogues.



Diana: What's your name?

Tim: Tim. I live in that block of flats.

Diana: I'm Diana. I live in a new house.

Tim: I'm looking for a friend.

Diana: I'm looking for a friend too.
Let's play together.

Tim: Is there a playground near your house?

Diana: Yes, there is.

Tim: Let's go and play there.



6 Write about the place you live in.

1 Choose the words to describe a room.

Apples, chair, bus, sofa, carpet, teacher, bookcase, table, ice-cream, picture, flower, spoon, window, train, armchair, difficult, warm, small, large, tasty.

2 Look at the picture and describe Diana's room.

Vocabulary

curtains
light
furniture
wall
wardrobe



Remember

There is no table in the room.
There are no flowers in the room.

3 Read and say what Tim likes in Diana's room. Make up similar dialogues.

Diana: This is my room, Tim.

Tim: I like it. It is large and light. And you have so many books.

Diana: I like reading.

Tim: Wow! You have a computer. Do you play computer games?

Diana: Sure. Let's play a game together.

4 Listen and look at the picture on page 32. Say if Tommy is right.

This is my room.
Diana's computer is on the shelf.
Her satchel is near the bed.
The curtains are white.
There is a carpet on the wall.
There is a picture above the bed.
There is no TV set in the room.
The room is light and clean.
There are no books in the bookcase.



5 Write **above**, **in**, **on**, **under**, **at**.

1. There is no computer _____ the shelf.
2. There are curtains _____ the window.
3. There are books _____ the shelves.
4. There are shelves _____ the bookcase.
5. There are no pictures _____ the bed.
6. There is no satchel _____ the desk.
7. There is no doll _____ the bed.
8. Is there a chair _____ the desk?
9. Are there two windows _____ the room?

6 Look at the picture and complete the sentences.

1. There is a _____
in the room.
2. There is no _____
in the room.
3. There are two _____
on the wall.
4. There are no _____
in the room.
5. There are no books on
the _____.
6. The _____ in the
room is new.



1 Describe the house where Diana lives.



Vocabulary

hall

mirror

upstairs

staircase

cupboard

downstairs

modern

2 Ask and answer.

Is	there	a staircase in the house? a hall upstairs? a mirror in the bathroom? a cupboard in the children's room?	Yes, there is. No, there isn't.
Are		rooms upstairs? bedrooms downstairs?	Yes, there are. No, there aren't.

3 Listen and read. Speak about Diana's house.

- Tim:** Mum, Diana has a new house.
Mother: Does she? Is it big?
Tim: Yes, it is. And it's beautiful.
Mother: How many rooms are there in the house?
Tim: Many. There are rooms upstairs and downstairs.
Mother: Where is Diana's room?
Tim: It's upstairs. And she has a computer in her room. Anyway, Mum, I like our house very much.
Mother: That's because there is no place like home, Tim.



4 True or false.

1. Diana lives in an old house.
2. Tim doesn't like her house.
3. Diana's house is large.
4. Diana's room is upstairs.
5. There are no rooms downstairs.
6. There is a computer in the bedroom.
7. Tim likes his house too.

5 Ask and answer questions about Diana's new house.

- Example:** Are there rooms upstairs? Yes, there are.
Is there a TV set in Diana's room? No, there isn't.

6 Guess what rooms these are.

1. There is a wardrobe and two beds in this room.
2. There is a cupboard and a fridge in this room.
3. There is a bath-tub and a mirror in this room.
4. There is a sofa and two armchairs in this room.
5. There is a desk and a bookcase in this room.

7 Talk about your room.

Who Lives in This House?

1 Look at the pictures and say who lives in these houses.

Vocabulary

cosy
dark
round
snug
tunnel



Remember

Who lives in this house? Danny does.
Who likes Danny's house? I do.

2 Listen and read. Describe the houses in the pictures.

Petty Mouse has a long house.
It has many dark tunnels and rooms.
Danny Rabbit has a cosy house.
It has two small rooms.

Ruddy Fox has a round house.
It has one warm room.
Pinky Pig has a big house.
It has many light rooms.

3 Ask and answer.

Example: Who lives in a long house?
Petty Mouse does.

4 Read and complete the sentences.

Example: Petty has a house.

His house is long.

Petty's house is long.

Ruddy has a house.

Her house is warm.

_____ house is warm.

Danny has a house.

His house is cosy.

_____ house is cosy.

Pinky has a house.

His house is big.

_____ house is big.

5 Find someone whose house is: **cosy, large, small, dark, light, new, old, modern, warm, snug.** Report your findings to the class.

Example: Nick's house is small and cosy.

6 In pairs, talk about your friend's house.

Example: A: Does your friend have a big house?

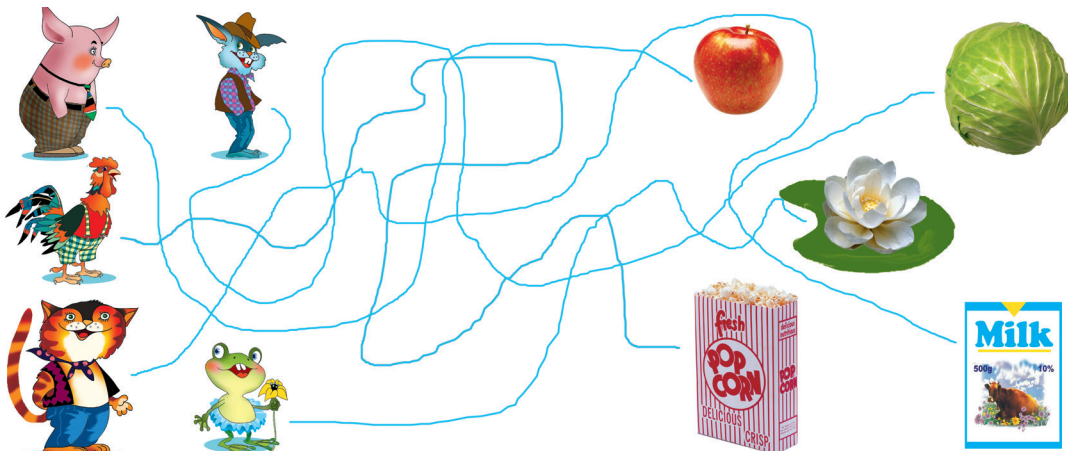
B: No, he doesn't. His house is small.

A: Is it cosy?

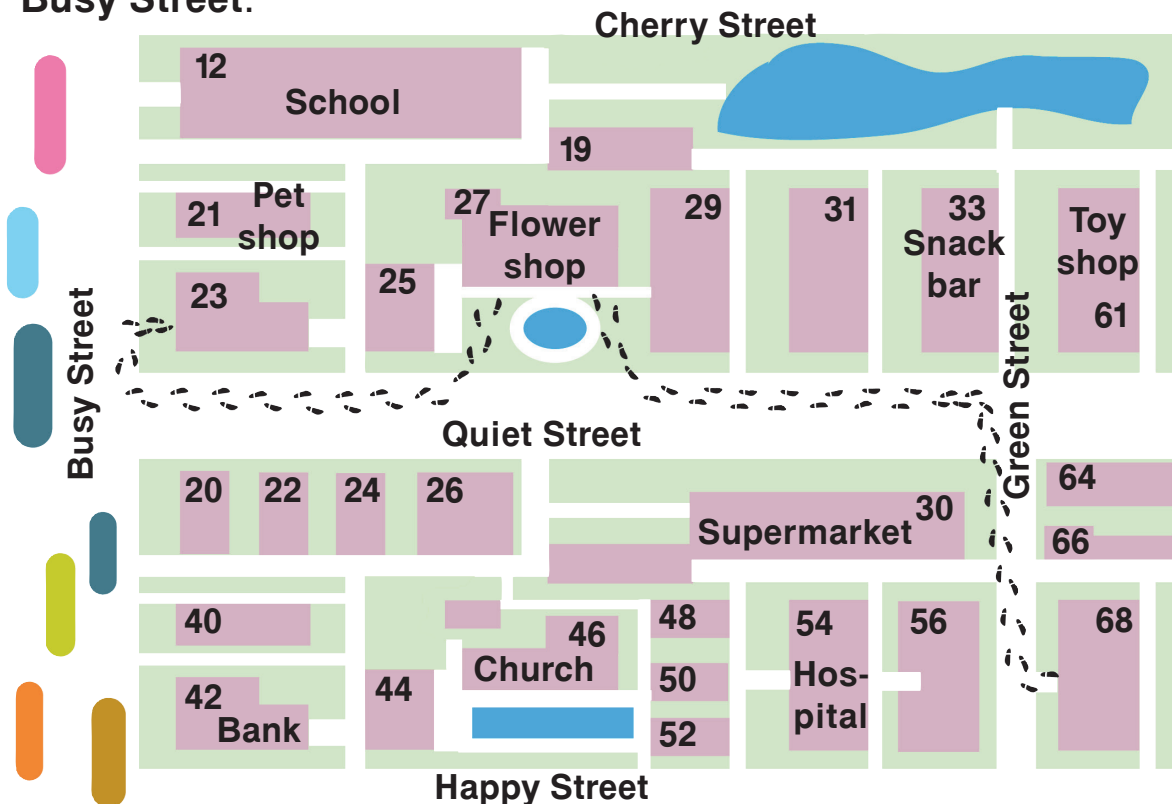
B: Yes, it is. I like my friend's house.

7 Find what belongs to each character.

Example: It is Rusty's popcorn.



- 1** Look at the picture and find Bill's house. His address is 23 Busy Street.



Remember

20 – twenty
30 – thirty
40 – forty
50 – fifty
60 – sixty

70 – seventy
80 – eighty
90 – ninety
100 – one hundred

21 – twenty-one
32 – thirty-two
43 – forty-three
99 – ninety-nine

- 2** Ask and answer.

Example: A. What number is the Pet shop?
B. Twenty-one.

- 3** Number buzz. Count round the class. After every four numbers the next person must say 'buzz'.

Example: 1, 2, 3, 4, buzz 6, 7, 8, 9, buzz...

4 Listen and read. Say what Kim's address is.



Kim: Hello, Bill.
Bill: Hello, Kim.
Kim: How are you, Bill?
Bill: Fine, thank you. And you?
Kim: I'm fine too, thanks.
Come and see our new house.
Bill: OK. What's your address?
Kim: It's 68 Green Street.



5 Follow Bill's footprints in the picture on page 38 and say what he does at 27 Quiet Street.

6 Work in pairs. Ask and answer the questions.

1. How old are you?
2. What's your favourite number?
3. What's your address?
4. What's your telephone number?

7 Change the sentences.

Example: Her house is big. /**Ann**
Ann's house is big.

1. His car is blue. /**Tim**
2. Her mother is young. /**Diana**
3. His bike is new. /**Dan**
4. Her salad is tasty. /**Nataly**
5. His sister is pretty. /**Nick**

8 Write about Kate and John. Her name is Kate Harrison. She is eight. Her address is ...



Name: Kate Harrison
Age: 8
Address: 69 Broad Str.
Leeds
Telephone: 1603-654-973



Name: John Smith
Age: 9
Address: 19 Queen's Str.
London
Telephone: 0171-237-8435

1 Look at the pictures and say what the children can do.

Bill




speak English

Kim



Dan



ride a bike

Tina



walk a dog

children




play basketball

Vicky




jump the rope

Nick



climb a tree

Ted



draw

Remember

I can ride a bike.
He/she can run.
They can read.

I can't ride a horse.
He/she can't swim.
They can't write.

2 Read the dialogue and say what languages you can speak.

Sam: Is your friend from France still in Moldova?

Stacy: Yes, she is.


Kate: You are lucky, Stacy, you can speak French and English.


Stacy: Sam can speak French too.


Sam: No, I can't. I can only say one or two things.


Kate: Stacy can teach you more.


3 Read the pictures and write the sentences.


Jemmy can play  .


Mother can make a  .


You can make a  .

Father can drive a  .

I can walk a  .

I can plant a  .

Ted can draw a  .

My brother can ride a  .

4 Complete the sentences.

Example: Angela / jump the rope / roller skate.

Angela can jump the rope. She can't roller skate.

1. Tim / ride a bike / ride a horse.
2. Diana / climb a tree / climb a wall.
3. Andy and Dan / play football / play chess.
4. Stacy / play chess / play tennis.
5. Kate / draw a cat / draw a cow.
6. Tina and Angela / speak English / speak French.
7. Alice / plant flowers / plant trees.

5 Write 5 sentences about what you can and can't do.

MODULE THREE

Round Up

Whose houses are these? Describe each house.



Say what they can do.
Say what you can do.

Nick



Tina



Tim



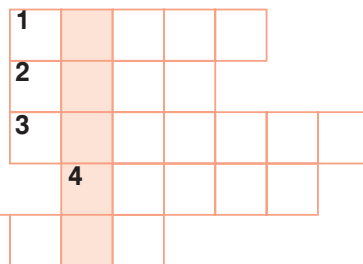
Kate




How many words
can you make?

a	c	h	t
y	d	e	m
s	i	r	o
n	l	u	p

Do the
crossword.





What's this
word?



What's your address?
What's your telephone
number?



Read the numbers.



Look at the objects in
the picture and guess
what I can do.

1 Look at the picture and describe it.

Vocabulary

ice
ground
mittens
snowflake
ski
skate
everybody
bare
frosty



Remember

Can you skate? – Yes, I can.

Can she skate? – No, she can't.

2 Listen and read.

It's winter now, the trees are bare,
Warm mittens and caps all children wear.
Ice on the lake, snow on the ground,
Time to ski and skate all around.

3 Listen and read. Say what you can do in summer and in winter.

Jemmy: Hello, Danny!

Danny: Hi, Jemmy. How are you?

Jemmy: I'm fine, thank you. The days are warm and sunny. I have a lot of fun. I sunbathe and swim every day. And how are you, Danny?



Danny: Oh, I'm fine too. But it's frosty and snowy here.

Jemmy: Is it snowing now?

Danny: Yes, it is. Beautiful snowflakes are falling. Everybody is happy.

Jemmy: Can you ski and skate?

Danny: I can't skate, but I can ski very well.

4 Look, ask, and answer.

Examples: A: Can Angela swim?

B: No, she can't.

But she can make salad.


A: Can you swim?

B: Yes, I can.



5 Form new words.

Example: frost – frosty.



6 Let's talk.

Let's go out and ski.

Sorry, I can't. I don't have skis.

7 Make up sentences with winter words.

1 Look at the picture. Ask and answer questions about winter activities.

A: Can you play hockey?

B: No, I can't, but I can ski.



Vocabulary

blow
make a snowman
play hockey
ride on a sledge
throw snowballs

Remember

I am skiing. I am not skating.
He is running. He is not sitting.
They are playing. They are not reading.


2 Say what the children in the picture are doing.

3 Listen and read. Say why winter is fun.

It's winter, it's winter,
Let us skate and ski.

It's winter, it's winter,
It's great fun for me.

The snow is falling,
The wind is blowing,
The ground is white
All day and all night.



4 Match the parts of the sentences.



5 Look at the children in the picture on page 46, read the sentences and correct them.

Example: Nick is skiing.

Nick is not skiing. He is riding on a sledge.

1. Kate is riding on a sledge.
2. Nick and John are throwing snowballs.
3. Alex is making a snowman.
4. Stacy and Andy are skating.
5. Mike is playing hockey.
6. Kate and Alex are making a snowman.

6 Write sentences about what the children in the picture on p.46 are doing.

- 1 Look at the picture and say what the members of Tim's family are doing.

Vocabulary

card
carol
cookies
decorations
merry lights
paper
surprise
tinsel
cut



Remember

Are you dancing? Yes, I am. / No, I am not.
Is she cooking? Yes, she is. / No, she isn't.
Are they singing? Yes, they are. / No, they aren't.

2 Ask and answer questions about the picture.

A: Is Tommy Cat making decorations?

B: No, he isn't. He is not making decorations. He is reading a book.

3 Make the sentences interrogative and negative.

1. The children are dancing.
2. Mother is cooking breakfast.
3. Father is writing Christmas cards.
4. Grandmother is decorating the Christmas tree.
5. Jane is singing carols.


4 Listen and read. Speak about Christmas.

Christmas is coming. Busy mothers are making cookies. Children are helping with the decorations. It is such fun to decorate a Christmas tree with tinsel and merry lights.

Here comes Father Christmas! He has lots of surprises for children. He fills the stockings with presents.

Tra-la-la! It's Christmas morning.

5 Let's make a Christmas card.



1. Take a sheet of paper with a fir tree contour on it.
2. Colour the tree green.
3. Cut out the tree.
4. Decorate it.
5. Write *Merry Christmas* on it.
6. Give it to your parents.



- 1** Say what you do for Christmas. Use the word combinations: **make cookies**, **make decorations**, **decorate the Christmas tree**, **make Christmas cards**, **send Christmas cards**, **learn Christmas carols**.

- 2** Listen and learn the poem.

The snowman

Come in the garden
And play in the snow,
A snowman we'll make,
See how quickly he'll grow!
With a hat and a stick
And a red nose to blow.

- 3** Name the Christmas symbols and find them on the Christmas tree.

- 4** Answer the questions on the Christmas tree.



a Merry Christmas!

Vocabulary

bell
candle
reindeer

star
wreath

bless
joyful



5 Look and answer.

Example: Who is riding on a sledge?
Father Christmas.

1. Who is giving Christmas presents?
2. Who is singing Christmas carols?
3. Who is decorating the Christmas tree?
4. Who is making Christmas cards?
5. Who is making cookies?

What is there on the Christmas tree?



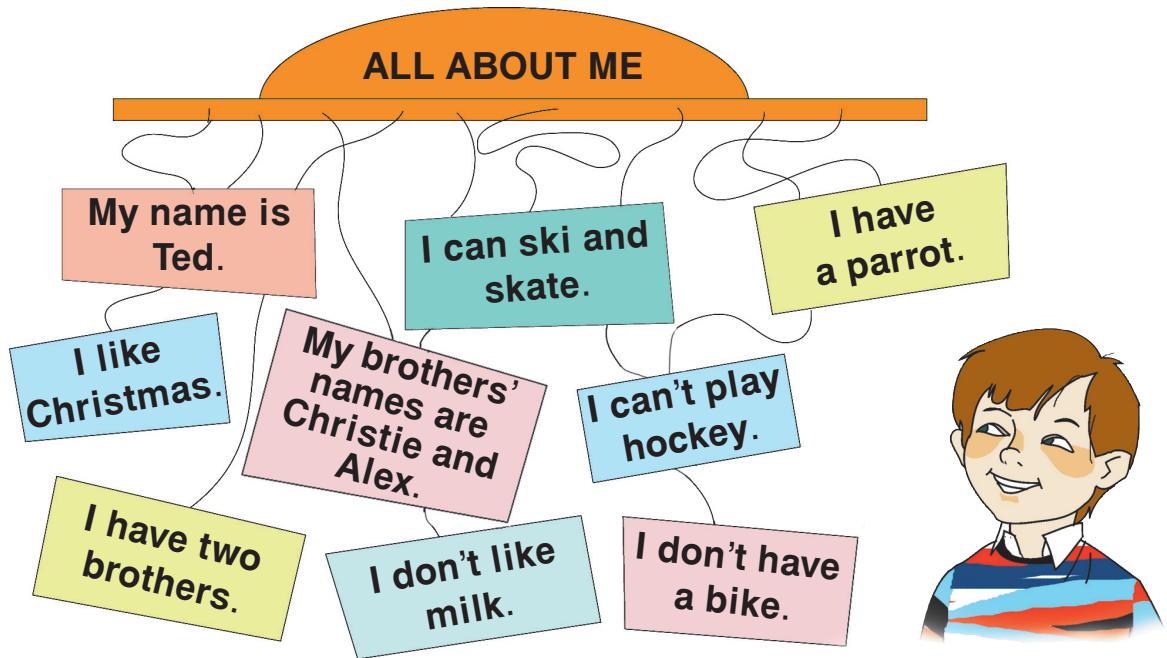
What do children do at Christmas?



6 Sing this Christmas carol.

We wish you a Merry Christmas,
We wish you a Merry Christmas,
We wish you a Merry Christmas,
And a Happy New Year!

1 Read Ted's mobile.



2 Ask questions about Ted. Example: Does he like parrots?
Yes, he does.

Can he play hockey?
No, he can't.

3 Read and say how they feel. Example: Pinky Pig is happy.



4 Match the questions to the answers.

Who is happy?	Petty is.
Who is thirsty?	Hoppy is.
Who is hungry?	Ruddy is.
Who is shy?	Doggy is.
Who is sad?	Jemmy is.
Who is tired?	Tommy is.
Who is proud?	Pinky is.

5 Read and say what Christie and George do during their winter vacation.

It is Christmas time. Pupils don't go to school. They are on vacation. Christie and George have a lot of fun. Every day they ride on their sledge, ski and skate. Sometimes they are cold and hungry. Sometimes they are thirsty and tired, but they don't go home. They are happy to play winter games. They throw snowballs, make snowmen and play hockey. They are proud when they win a game.

6 Read and say when Rusty Rooster is sad and Pinky is happy.

There are some times when I am sad,
It makes me want to cry;
It's when I'm very tired or ill,
Or clouds appear above the hill
And rain falls from the sky.



When my friends come and play with me
I'm very, very happy.
We jump and skip, and sing, and dance,
And have some tasty things for tea.

7 Interview your deskmate.

When are you proud? When are you happy? When are you hungry?
When are you tired? When are you thirsty? When are you shy?
When are you sad?

8 Make a mobile about yourself. Show it to the class and speak.

1 Look at the picture and answer the questions.



Where is Tim?
Where are the birds?
Who feels sorry for the birds?
What do the birds need?
What is Tim thinking about?
When do children make bird tables?

Vocabulary

feel sorry for
bird table
crumb
need

deep
inside
outside
thick



2 Listen and read. Say how you help birds in winter.

Birds in Winter

In winter the snow
Is thick and deep.
There is no food
For birds to eat.
A plate of crumbs
Is all they need.



3 Arrange the sentences to make up a story about Tim.

- ☐ They are outside now.
Tim and Angela are going to the garden.
- ☐ Tim is making a bird table.
His sister Angela is helping him.
- ☐ The birds are eating the crumbs.
They are not hungry now.
- ☐ The children are happy.
The bird table is ready.
- ☐ Tim is in the tree.
He is fixing the bird table.



4 In pairs, ask and answer questions about the pictures.

5 Choose the right form.

1. In winter the wind (**blows/is blowing**) hard.
2. Birds and animals (**look/are looking**) for food in winter.
3. Tom (**makes/is making**) a bird table now.
4. Children (**wear/are wearing**) mittens in cold weather.
5. It often (**snows/is snowing**) in January.

MODULE FOUR

Round Up



Why is Tim sad?



Stacy



Tim



Kate

How do they feel?



Bill



Game: "Which is it?"

elephant

mouse

turtle

parrot

monkey

pig

dog

cat

run

sing



Can it fly?

No, it can't.

Can it swim?

Yes, it can.

Is it a fish?

Yes, it is

duck

fish

bird

fly

bite

jump


walk

work


swim

speak

swing



What are they doing?



What words make a Christmas holiday?



Sing a Christmas carol.




Complete the poem.

It's winter, it's _____
 Let us _____ and ski.
 It's _____, it's winter,
 It's great _____ for me.
 The _____ is falling,
 The _____ is blowing,
 The ground is _____
 All _____ and all _____.

1 Who do you see in the picture? What are the people doing?

Vocabulary

grandparents
manager
fat
strong
thin
clean



2 Listen and read. Speak about Irina's family.

Meet my family.

This is my mother, Laura. She is a teacher. She is young and pretty. She likes reading books and talking over the phone.

This is my father, Boris. He is young, but he is older than my mother. He is tall and strong. He is a manager in a bank. He comes home late. Sometimes he is tired, but he likes to play chess with my brother in the evening. My brother's name is Dan. He is eight. He doesn't like school a lot, but he likes sports very much. Our grandparents live with us. They are older than our parents. I like talking to them and listening to their stories. We have a cat and a dog. The cat is fatter than the dog, but the dog is bigger than the cat.

Remember

long – longer
short – shorter
clean – cleaner

fat – fatter
thin – thinner
big – bigger


3 Look, read, and complete.



Dan is strong.
His father is stronger.



Kate is thin.
Helen is thinner.



Irina is young.
Dan is younger.

a) Danny Rabbit is fat.
Pinky Pig is _____.

b) Tommy Cat is big.
Doggy Dog is _____.

c) Jemmy Duck is small.
Hoppy Frog is _____.

d) Petty Mouse is strong.
Tommy Cat is _____.

4 In pairs, talk about your classmates.

Example: A: Nick is tall.

B: Dan is taller than Nick.


5 Spot the differences between John and Paul.

Example: Paul's fishing rod is **shorter** than John's.


John's hat is (big) _____ than Paul's.

John's scarf is (long) _____ than Paul's.

John's bike is (new) _____ than Paul's.



Paul



John

Paul's dog is (small) _____ than John's.

Paul is (old) _____ than John.

John's boots are (clean) _____ than Paul's.

1 Look at the picture and speak about grandma's birthday.



Vocabulary

family tree
grandma
grandpa

grandson
granddaughter
aunt

uncle
cousin

son
daughter

2 Listen and read. Make up similar dialogues.

Dan: Happy birthday, dear Grandma!

Grandmother: Thank you, dear.

Dan: I have a present for you.

Grandmother: What is it?

Dan: It's our family tree.


Grandmother: Wow! What a surprise.

Angela: I have a surprise for you too.

Grandmother: Do you? What is it?

Angela: Open the box and see.


3 Read the family tree and speak about each member.



4 In pairs, ask and answer questions about your family.

Example: A: Are you taller than your cousin?
B: Yes, I am. I am taller than my cousin.
But he is stronger.

5 Read and say why Kate chooses Sue.



6 Draw your family tree and speak about it.

1 Look at the picture and say what the people in it are wearing.

Vocabulary

boots
clothes
jacket
sweater
trainers
cheeky
nobody



2 Read the dialogue and say why Alex is cheeky.

Father: Kate, whose jacket is this?

Kate: It is Stacy's. My jacket is cleaner.

Father: Well, why is it here?

Kate: I don't know.

Father: And whose boots are these? Are these your boots, Alex?

Alex: My boots are not red. And my boots are clean.

Kate: My boots are in the hall. They are the cleanest.

Alex: Perhaps they are your boots, Dad.

Father: Don't be cheeky.

Remember

February is the shortest month of the year.

short – shorter – the shortest

hot – hotter – the hottest

3 Look at the pictures. Ask and answer. Choose different clothes each time.

A: Whose trainers are the newest?

B: Kate's.

A: Whose jeans are the longest?

B: Father's.



4 Write the correct form of the adjectives.

The (**long**) night is in December. July is the (**hot**) month.

The (**short**) day is in December. The elephant is the (**big**) animal.

February is the (**short**) month. The lion is the (**strong**) animal.

The (**long**) day is in June.

5 Answer the questions.

1. What is the shortest month of the year?
2. What is the coldest season of the year?
3. What is the longest river in Moldova?
4. What is the largest city in Moldova?
5. What is the biggest forest in Moldova?

6 In pairs, ask and answer questions.

Examples: A: When is the longest night?

B: It's in December.

A: Which is the biggest animal?

B: It's the elephant.

1 What time is it?



It's ten fifteen.



It's two thirty.







It's four twenty.



It's six forty-five.

2 Arrange the pictures and speak about Tim's morning.

Example: Tim gets up at 7 o'clock.



3 Say what Tim usually does in the morning and what he is doing now in the pictures.

Example: Tim **usually** goes to school at 8 o'clock.
He is going to school **now**.

4 Listen and read. Think of a title.

Every school day I get up, make my bed, wash and brush my teeth. Then I dress, have breakfast, and go to school. At school I greet my teacher and classmates. I am always glad to see them.

‘Good morning! I am glad to see you’, my teacher says. I put my books, exercise books and pencil box on my desk. Now I am ready to work. Lessons begin at eight thirty and finish at twelve. Every day we have four or five lessons. We read, write, speak and do sums. We draw, sing and do physical exercises too.

5 In pairs, talk about your morning.

A: When do you get up?

B: I get up at six thirty.

6 Complete the sentences using the proper forms of the verbs.

1. The children _____ in the yard every day. (**play**)
2. Father _____ chess now. (**play**)
3. Tim _____ his bed every day. (**make**)
4. Angela _____ fruit salad now. (**make**)
5. Mother usually _____ early. (**get up**)
6. Grandpa sometimes _____ in the morning. (**walk**)
7. Granny _____ a pie now. (**make**)

7 Look and answer.

What do children usually do in winter?

What are they doing now?



1 Describe a morning in Danny's family.



Vocabulary

comb his/her hair
button his/her coat
do his/her morning exercises

early
late

2 Look at the picture and say what Danny and his family are doing.

3 In pairs, ask and answer questions.

Example: Get up early.

Do you get up early?

Yes, I do. / No, I don't.

1. Eat healthy food.
2. Brush your teeth.
3. Eat carrots.
4. Drink milk.
5. Do your morning exercises.
6. Run in the morning.
7. Go to bed early.

4 Look and say what is good for children.

Example: It is good to wash with cold water.


The Kingdom of Healthy Children



5 Listen and learn the rhyme.

Early to bed,
And early to rise
Is the way to be healthy,
Wealthy, and wise.

1 What are the members of Tim's family doing?



Vocabulary

dust
put away
water
vacuum cleaner

dishes
take the rubbish out
tidy

2 Describe a cleaning day in your family.

3 Listen and read. Say what jobs we do at home.

Jobs at Home

Saturday is cleaning day. We all have jobs to do at home.

Mum cleans the



and dusts the



Dad cleans the



with a



Angela waters the



and washes the



I put away my



and



and take the



out.

4 In pairs, talk about what you do at home. Use the clues.

Examples: 1. **A:** Do you make your bed?

B: Yes, I make my bed and tidy my room.

2. **A:** Do you clean the carpet?

B: No, I don't. But I put my books away.

help in the house

put the books away

clean the carpet

clean the window

wash the dishes

take the rubbish out

water the plants

dust the furniture

5 Match the words and make up sentences.

wash

the toys

make

the plants

tidy

the rubbish

clean

the room

water

the dishes

take out


the bed

put away

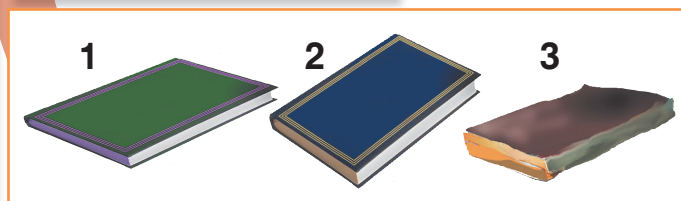

the carpet



Say what Ann
is doing.



Compare these things.






Put the letters in order
and read the words
about family members.

tsires
sncuoi
ohertm
aftehr
tuna
rtrbohe



My sister wants to go
for a walk. But it is cold
outside. Tell her what to
put on.



This is my room. I want
to tidy it up. Can you
tell me how to do it?



1 Write the words under the right title.

snow, cold, warm, snowdrop, snowflake, rain, sunny, green, bare, white, winter, snowman, spring, ski, skate, grass, Easter, Christmas.

Spring Words

snowdrops

Winter Words

snow

2 Describe the seasons in the picture.

Vocabulary

deep
thick
year
melt
last
yesterday



Remember

I was at home at 6 o'clock.
I wasn't at school at 6 o'clock.
They were at the library last week.
They weren't at the market last week.

was not = wasn't
were not = weren't

3 Listen, read and compare.

It is warm in spring.
The snow melts.
The trees aren't bare.
They are green.

It was cold in winter.
The snow was deep and thick.
The trees were bare.
They were not green.

4 Make up sentences.



5 Tim was busy yesterday. Say where he was.



9:00



15:15



16:20



17:00



18:00



20:00

6 Disagree with Ruddy Fox.


Example: Tim was at a snack bar yesterday. /**at home**
Tim was not at a snack bar yesterday.
He was at home.

1. Mother was at the supermarket last Sunday. /**at home**
2. Uncle Bob was in England last year. /**in the USA**
3. Ann was in the village last Saturday. /**in town**
4. Julia was in San-Francisco last month. /**in Chişinău**
5. My friends were at school yesterday morning. /**in the park**


Was Tim at the Circus?

1 Look and read.

At 6 o'clock Angela was very worried. Tim wasn't in the house!




He wasn't
in the bedroom.




He wasn't
in the kitchen.




He wasn't
in the living-room.



He wasn't
in his room.



He wasn't
in the bathroom.



2 Correct the sentences.

- | | |
|-------------------------------|--|
| 1. Tim is Angela's friend. | 5. She was happy. |
| 2. He was in the house. | 6. The children's father was in the bedroom. |
| 3. He was in the living-room. | 7. The mother was in the kitchen. |
| 4. Angela was at the circus. | |

3 Where do you think Tim was at 6 o'clock yesterday.

Example: I think he was at the stadium.
He goes there every day.

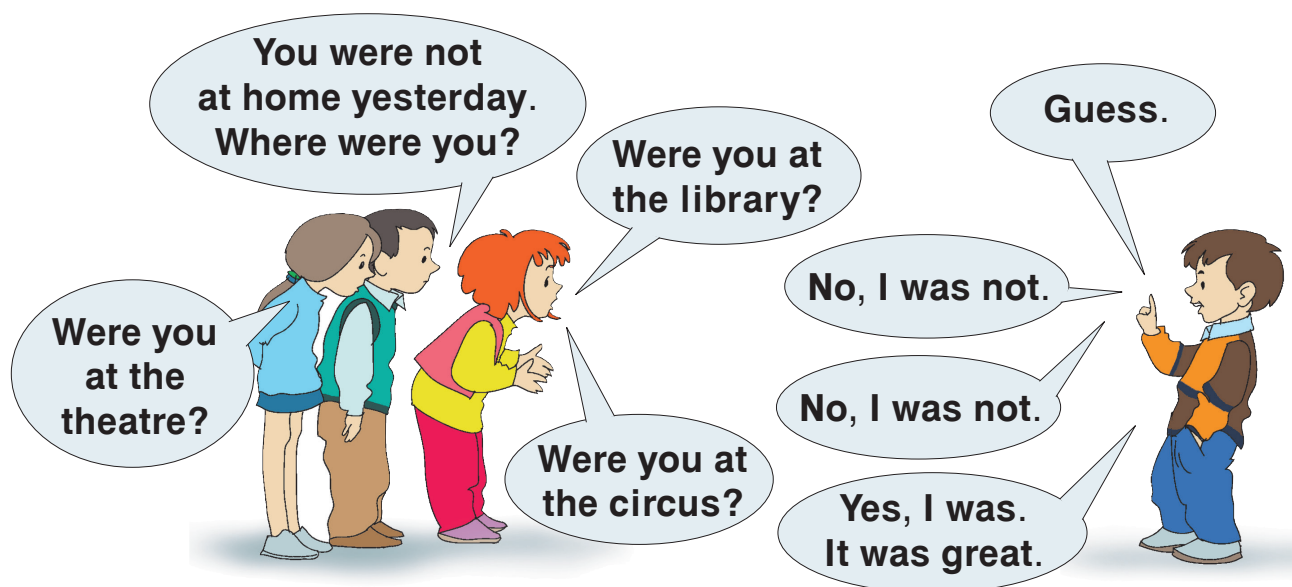
Remember

Was he at the circus yesterday?
Were they at the concert last Sunday?

Vocabulary

concert
dream
museum
sweet shop
think

4 Read and learn where Tim was.



5 In pairs, talk about where you were yesterday.

6 Read and say where you were in your dream.

Last night in my dream,
I was at the sweet shop near my house.
The sweets were larger than my Mum and Dad,
And the shop assistant was a mouse!

Last night in my dream,
I was in the toy shop near the park.
The toys were smaller than a bee,
And the shop assistant was a duck!



Last night in my dream,
I was in the shoe shop near the zoo.
The shoes were longer than a big red bus,
And the shop assistant was ... you!

They Worked in the Garden Yesterday

1 Arrange the pictures. Say what Danny's family did yesterday.



Danny's brother
raked the leaves.



Danny's sister
watered the seeds.



The mother
cooked lunch.

Vocabulary

seed
dry
cook
plant
rake
turn the soil



Danny planted
the seeds.



The father
turned the soil.

Remember

plant – planted
clean – cleaned
play – played

work – worked
rake – raked
cook – cooked
brush – brushed

2 Listen and read. Say why the members of Danny's family were tired but happy.

A Busy Saturday

It was Saturday yesterday. Danny Rabbit and his family were at home. They were very busy. They worked in their garden. Danny's brother raked the dry leaves. The father turned the soil. Danny and his younger brother planted the seeds. Danny's sister watered them. The mother cooked lunch. They finished their work in the afternoon. They were very tired but happy.

Remember

I cooked lunch.

He did not cook lunch.

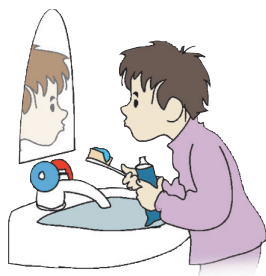
Did you cook lunch?

Yes, I did. / No, I didn't.

3 Match the answer to the questions.

- | | |
|--------------------------------------|--|
| 1. Did Danny's father play football? | A. No, he didn't.
He raked the leaves. |
| 2. Did Danny read a book? | B. No, he didn't.
He turned the soil. |
| 3. Did Danny's sister wash her doll? | C. No, she didn't.
She watered the seeds. |
| 4. Did Danny's mother watch TV? | D. No, he didn't.
He planted the seeds. |
| 5. Did Danny's brother walk his dog? | E. No, she didn't.
She cooked lunch. |

4 Say what Tim did and what he didn't do yesterday.



5 Read and make up similar dialogues.



Did you wash
in the morning?

No, I didn't.
But I washed
the floor.



We Went Shopping Yesterday

1 Read and say why Angela was happy yesterday.



Angela's mother came home early yesterday. She wanted to go shopping. Angela went with her. They bought a beautiful dress for mother and a shirt for father. Then they went to the toy department. There were lots of toys for boys and girls. Angela liked one doll very much and her mother bought it. They also bought a toy car for Tim.

Remember

go	- went	buy	- bought
see	- saw	have	- had
make	- made	do	- did
		come	- came

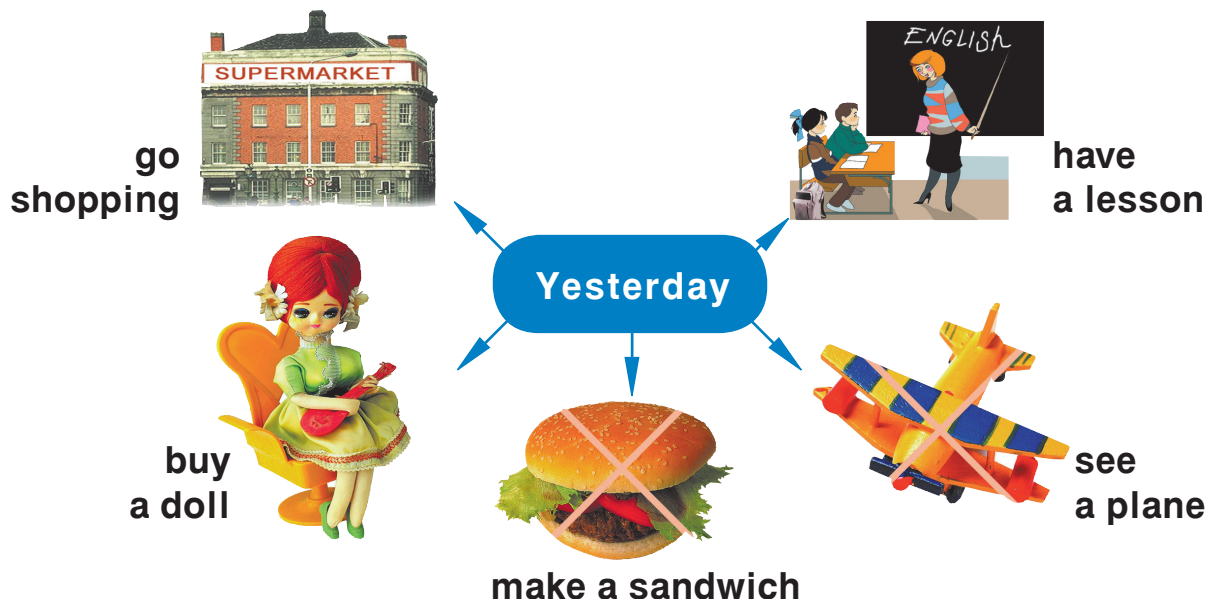
Vocabulary

high
poor
go shopping
anything
nowhere

2 Answer the questions.

1. Did Angela and her mother stay at home yesterday?
2. Did they go to the park?
3. Did they go to a toy shop?
4. Did Angela like the toys?
5. Did they buy a ball?
6. Did they buy a doll?
7. Was Angela happy?

3 Say what Angela did and what she didn't do yesterday.



4 Read and make up similar dialogues.

A: Did you go shopping yesterday?

B: Yes, I went with my sister.

A: Did you go to the toy shop?

B: No, we didn't. We went to the sweet shop.

A: Did you buy anything?

B: We did. We bought a box of chocolates.

5 Listen to the tale and answer the questions.

The Selfish Giant (Part I)

There was a large lovely garden. The grass was green and soft. The flowers were beautiful like stars. The children were happy to play there when the Giant was not at home. And he wasn't at home for seven years.

One day the Giant came back. He saw the children in his garden and didn't like it. He made a high wall all round the garden. The poor children had nowhere to play.

Was the Giant angry? Why?

1 Look at the picture and answer the questions.



1. Who came to see Angela yesterday?
2. Why did Angela's friends come to see her?
3. Did they like Angela's doll?
4. Why did they like it?

Remember

take – took
sit – sat
write – wrote

hear – heard
get – got
tell – told

2 Say what the children and you did and didn't do yesterday.

	go to the zoo	buy a doll	write a letter	have fun	play in the park
Angela		✓	✓	✓	
Kate	✓			✓	✓
Stacy			✓	✓	✓
You					

Example: Angela bought a doll and wrote a letter. She had fun. She didn't go to the zoo. She didn't play in the park.

3 Ask and answer as in the example.

Example: Did Angela buy a doll yesterday? Yes, she did.
Did Angela play in the park? No, she didn't.

4 Granny cannot find her glasses to read Angela's letter. Can you help her read it?

Sunday, March 27th

Dear Granny,

Mother bought a doll for me yesterday. Its name is Dolly. It's the prettiest doll I ever had. It has blue eyes and fair hair. I took Dolly to school with me. Everybody liked it.

Granny, come and see my Dolly.

My best regards to Tommy Cat.

**Love,
Angela**



5 Say **True** or **False**.

1. Angela didn't write a letter to her granny.
2. Mother didn't buy a doll for Angela.
3. Angela likes her doll.
4. Dolly's dress is blue.
5. Angela took Dolly to school.

6 Listen and read. Answer the question.

The Selfish Giant (Part II)

The spring came. But in the garden of the selfish Giant it was still winter. The summer came. But in the garden of the selfish Giant it was still winter.

The Giant sat at the window and looked out at his cold, white garden.

One morning he heard a bird's song. He didn't know where it came from. He looked out and saw the children in the garden. They entered the garden through a hole in the wall. The bird came with them.

What happened one morning?

1 Describe the picture using the new words. Answer the questions.

1. Did you go for a picnic yesterday?
2. When did you last go for a picnic?
3. Where did you go for a picnic?
4. What did you take for the picnic?
5. Who went with you?
6. Why did you go for a picnic?
7. What did you do there?

Vocabulary

branch
blossom
forest
river
T-shirt
appear
cover
go for a picnic



Remember

teach – taught
spend – spent
know – knew

begin – began
run – ran
drink – drank
eat – ate

2 Learn the rhyme. Name the 'serving men'.

Six Honest Serving Men

I have six honest serving men.
They taught me all I knew.
Their names are **What** and **Why** and **When**
And **How** and **Where** and **Who**.

Rudyard Kipling

3 Listen and read. Say what Angela told her grandmother about the picnic.

Angela: Hello, Granny! I'm glad to see you!

Grandmother: Hello, darling! I'm glad to see you, too. How are you?

Angela: I'm fine, thank you. We went for a picnic yesterday. And I took Dolly with me.

Grandmother: Your Dolly is really beautiful. It is as beautiful as you are. Now, tell me about the picnic.

Angela: Oh, it was fine, just fine. We had a lot of fun. We ran, skipped and played.

Grandmother: Good for you!



4 Complete and answer the questions.

Example: _____ run in the forest yesterday?
Did you run in the forest yesterday?
Yes, I did. / No, I didn't.

_____ buy a hamburger last Sunday?
_____ have fun yesterday?
_____ go for a picnic last week?
_____ get up at 6 o'clock last Sunday?
_____ write a letter last month?

5 Listen and read. Answer the question.

The Selfish Giant (Part III)

The trees were glad to have the children back. They covered their branches with blossom. Sweet flowers appeared everywhere. The birds were happy too. They began to sing and the spring came into the garden.

When did the spring come into the Giant's garden?

Round Up



Can you remember
what the winter
was like?



Where were they
yesterday?



Look and say what Pinky
didn't do in the room.



Help me write
a letter to Angela.



April 30th

Dear Angela,

Granny _____ (come) home
safe. I _____ (be) very happy
to see her. She _____ (tell)
me about your picnic. I am glad you
_____ (have) such fun.

Yours,
Tommy

Now, write
a letter to your
grandparents.





Angela




Tim



Andy



Mr and Mrs White



Tell your friend what we did in the garden.



Listen and read the last part of "The Selfish Giant".



The Selfish Giant (Part IV)

The Giant's heart melted as he looked out. He didn't want to be selfish. He wanted to have the children in his garden. So, he destroyed the wall.

Every day, when school was over, the children came and played with the Giant in his beautiful garden.

After O.Wilde

1 Answer the questions.

1. What is the capital of Moldova?
2. What are the cities and towns of Moldova?
3. What fortresses in Moldova do you know?
4. Can you name any monasteries in Moldova?
5. What do you know about the Codrii?
6. What are the rivers in Moldova?
7. What is the longest river in Moldova?




Vocabulary

capital	native land
country	orchard
field	tourist
fortress	vineyard
monastery	

Remember

busy – busier – busiest
noisy – noisier – noisiest
funny – funnier – funniest


2 Tim's cousin Greg lives in Dover, England. Last summer Greg and his parents came to Moldova. Look at the pictures and say what places in Moldova they visited.



The Monastery
of Saharna



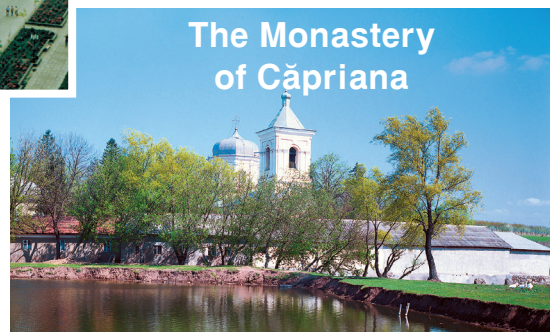
Bălți



Chișinău



The Codrii



The Monastery
of Căpriana

3 Listen, read and say why you love Moldova.


My native land is Moldova. It is a small but beautiful country. We love our fields, orchards and vineyards. There are forests and rivers in Moldova. The longest river is the Nistru. People sing a lot of songs about the old Nistru. There are many places of interest to see in Moldova: monasteries, fortresses and churches. The capital of Moldova is Chişinău. It's the largest and busiest city in the country.

4 Correct the sentences.

1. Moldova is a large country.
2. Bălţi is the capital of Moldova.
3. There are no rivers in Moldova.
4. Chişinău is a small and quiet town.
5. There are no orchards and vineyards in Moldova.
6. The Moldovans do not grow fruits and vegetables.
7. The longest river in Moldova is the Bîc.

5 Fill in the missing verbs and find out what Tim and Greg did last summer.

1. Tim and Greg _____ to the circus.
2. They _____ a lot of fruits and ice-cream.
3. One day they _____ the monastery of Căpriană.
4. They _____ a lot of tourists there.
5. They _____ a wonderful picnic in the Codrii.
6. They _____ three days in Trebisăuţi where their grandparents live.
7. Greg _____ some postcards for his friends in England.




6 Choose the right word and write the sentences.


1. Chişinău is busyer/busier than Bălţi.
2. Tom is the noisiest/noisyyest boy in his class.
3. Pinky Pig is funnier/the funniest than Doggy Dog.

1 Look and speak.


The Statue of
Ştefan cel Mare



The Circus



The Presidential
Palace



The Writers' Alley



The Children's Park



Vocabulary

alley
palace

place of interest
puppet show

statue
enjoy

2 Read and make up similar dialogues.

A: How can I get to Chişinău?

B: You can get there by car, by bus or by train.

3 Listen and read. Answer the questions.

Welcome to Chişinău!

Chişinău is the capital of Moldova. Come and see its beautiful streets and parks. Stand near the Statue of Ştefan cel Mare. Walk along the Writers' Alley in the Public Garden. Have fun in the Children's Park in Valea Morilor. Enjoy a puppet show at *Licurici Theatre*.

Welcome to Chişinău!

1. What places of interest do you know in Chişinău?
2. Where can you see a puppet show in Chişinău?
3. Where is the Children's Park?
4. Is the Writers' Alley in Valea Morilor?
5. What is your favourite place in Chişinău?

4 Find where each character went to. Say what he/she did there.



5 In pairs, ask and answer the questions.

Example: Did Tommy Cat go to the circus?
No, he didn't. He went to the Writer's Alley.

1. Did Jemmy Duck have lunch at Licurici Theatre?
2. Did Pinky Pig see bears in the Writers' Alley?
3. Did Doggy Dog play at the zoo?
4. Did Rusty Rooster buy tickets for the zoo?
5. Did Tommy Cat go to the Children's Park?

1 Say where the children are and what they are doing.

Vocabulary

puppet theatre
wonderful
be excited
clap hands



2 Read and speak about Tim's visit to Chişinău.



A Visit to Chişinău

Tim was in Chişinău last week. He visited his cousin Dan. Dan's father took them to the puppet theatre *Licurici*. They saw *Pinnocchio* there. They enjoyed the puppet show a lot. After the show they went to the Children's Park. Tim liked it very much. They spent a lot of time there. When they came home it was late. They were excited and didn't want to go to bed. They told Dan's mother about the show.

3 Say where the children went and where they didn't go in Chişinău.

	Licurici Theatre	The Circus	Children's Park	The National Museum
Nick	✓		✓	
Kate		✓		✓
Vicky		✓		✓
Andrew		✓	✓	

Example: Nick went to Licurici Theatre and the Children's Park.
He didn't go to the Circus or the National Museum.

Remember

When > did you go to Chişinău?
How

What did you do in Chişinău?

4 Listen and complete the dialogue.

You: I spent a wonderful week in _____ .
Friend: What did you do there?
You: I visited _____ .
Friend: Where did you go?
You: I went to _____ .
Friend: What did you see there?
You: I saw _____ .

5 Read the sentences and ask each other questions.

Example: Angela went to the museum last month. /**when?**
 When did Angela go to the museum?

1. Danny bought a tennis racket yesterday. /**what?**
2. Tommy wrote a letter to Angela last Sunday. /**when?**
3. Father worked in the garden yesterday. /**where?**
4. Angela helped her mother on Saturday. /**when?**
5. Irina ate an ice-cream last Sunday. /**what?**

1 Say where the children will go in the summer and what they will do there.



Vocabulary

camera
summer camp
take pictures
in the country
next



Remember

I will go to the mountains.
I won't go to the seaside.

2 Say what you will do and won't do in the summer.

3 Will the children in the pictures enjoy their summer vacation?
Why do you think so?

4 Read Tim's letter and say what is wrong in it.

May 5

Dear Greg,

Vacation is coming. We talk about it a lot. We all hope we will have a wonderful winter vacation. Some of us will go to the mountains, others will go to the seaside. Stacy and I will go to a summer camp in Vadul-lui-Vodă. It is on the river Nistru. We will live in cosy little houses. We will play games, skate in the river and sunbathe. I will take my favourite camera and read it there. Stacy will take her book and we will take pictures. I am sure we will make new friends at the seaside.

Write about your summer vacation.

Best regards to your parents.

Love,
Tim

5 Choose **will** or **won't**.

1. It's cold. I **will/won't** close the window.
2. Don't eat all the chocolates. You **will/won't** be sick.
3. Go and have a rest. I **will/won't** wash the dishes.
4. I am busy. I **will/won't** go for a walk.
5. It is Sunday tomorrow. We **will/won't** go to school.
6. Give me the book, please. I **will/won't** read it.
7. Don't worry, mum. I **will/won't** be late.

6 Look at the pictures on page 92 and disagree.

Example: A. Dan will go to Chişinău.

B. I'm afraid you are wrong. Dan won't go to Chişinău.
He will go to the country.

1. Irina will go to a summer camp.
2. Ted will go to Soroca.
3. Tim will go to the seaside.
4. Angela will go to the mountains.
5. Tina will go to England.

1 Look at the picture and answer the questions.



1. What season is it?
2. What are the summer months?
3. What is the weather like in the picture?
4. Where are the children?
5. Why are the children in the forest?
6. What are the children doing?
7. Are they having fun, do you think? Why?

Remember

Will he play in the forest?
Yes, he will. / No, he won't.

2 Can you answer these questions?

1. Will Angela pick mushrooms?
2. Will Kate and Stacy sunbathe?
3. Will the children have lunch in the forest?
4. Will the children leave the place clean?
5. What will the children bring home from the forest?

3 Listen and read. Say if Tim and Angela will accept the invitation. Why?

May 20

Dear Tim and Angela,

School will be over soon. It will be good for you to spend some time in the village. Your grandfather and I will be very happy to see you here. You will have a lot of fun. As you know there is a forest near our village. You will go there with your village friends, and you will pick flowers and mushrooms. You will play, skip, climb trees. You can see squirrels and hedgehogs. There are so many of them in our forest. You will also go fishing with your grandfather.

We hope you will help us about the house too.

**Love,
Granny**

4 In pairs, ask and answer questions about what Tim and Angela will do in the summer.


5 Interview your deskmate about what he/she will do in the summer.

Example: Where/**go**?
Where will you go in the summer?

How/**get**? What/**drink**?
What/**do**? What/**see**?
What/**eat**? When/**come back**?

6 Write about what you will do in the summer.

1 Read the story and finish it.



My little sister likes school, but she likes vacation more than school. On the first day of our vacation, she said to mother and father: "Please, take me to different places every day of the vacation."

On Monday, they took my sister to the zoo. She saw all the animals there. On Tuesday, mother, my sister, and I went to the country. We went to a lake. There were many green trees and red and blue flowers there. We picked some flowers. We came home very late. On Wednesday, mother took us to the sea. The day was fine. The sea was warm and the sky was blue. On Thursday,



father took my little sister to the park. My sister played ball and rode her bike. On Friday, my mother took us to the theatre. We saw *Three Little Piglets* there. On Saturday, we all went to the circus. We liked the clowns. On Sunday, my little sister said in the morning: ...

2 Say and then write what these children and you like or don't like doing.

	Tim		Dan		Kate		Stacy		You	
	😊	☹	😊	☹	😊	☹	😊	☹	😊	☹
fishing			✓				✓			
reading	✓		✓		✓					
skipping							✓			
swimming	✓				✓					

Example: Tim likes swimming and reading.
He doesn't like fishing or skipping.

3 Ask your deskmate about what he/she likes or doesn't like doing.

Example: Do you like playing football? Yes, I do. / No, I don't.

4 Match the answers to the questions.

- | | |
|--|-----------------------|
| 1. When does school begin? | a. Yes, there is. |
| 2. Who likes swimming? | b. In their satchels. |
| 3. Is there a circus in your town? | c. In September. |
| 4. How do you get to your cousin's town? | d. Sure, I will. |
| 5. Where are their school things? | e. Yes, he did. |
| 6. What are they reading? | f. Kate's house is. |
| 7. Whose house is cosy and warm? | g. Nick does. |
| 8. Will you go for a picnic on Sunday? | h. By train. |
| 9. Will you help me with the housework? | i. A book of stories. |
| 10. Did he write a letter to his friend? | j. No, we won't. |

5 Ask the questions to get the following answers.

Example: How are you?
Fine, thank you.

- | | |
|---------------------------|--------------------------|
| 1. She's a nurse. | 4. It is sunny and warm. |
| 2. They are from England. | 5. Tim lives in Moldova. |
| 3. I am twelve. | 6. It's 27 Bloom Street. |

6 Correct the mistakes.

1. My father visited many **citys**.
2. He **were** at the museum at 5 o'clock.
3. There are many **childs** in the yard.
4. Aunt Mary **know** English and French.
5. Tim and Kate **is** at home now.
6. We **play** in the forest next Sunday.
7. Nick is **old** than Andrew.
8. Where is **Angelas** hat.
9. It is **sun** today.
10. Put the books **in** the shelf.



What country
are you from?
Write the answer.



Write some
sentences about
Moldova.

Moldova is _____.



Ask questions beginning
with **Did**.

- _____ go to the forest last Sunday?
- _____ visit Chişinău last year?
- _____ write a letter yesterday?
- _____ play chess yesterday?
- _____ buy a ball last week?

Write the past
forms of:


buy
write
get
go
eat
wash
play



Ask questions
beginning with
When, Where.

- _____ did you play hockey?
- _____ did you go last weekend?
- _____ did you ride a bike?
- _____ did you swim in the river?
- _____ did you gather mushrooms last autumn?

Name the places
of interest
in Chişinău.



What is the
name of the puppet
theatre in Chişinău?




v t a a c n o i
u m s m r e
v r e i r
r f t s e o
s f i h

Will you go to the _____?
Will you bathe in the _____?
Will you make _____?
Will you play on the _____?
Will you collect _____ and
_____?

Put the letters in or-
der and read the words
about summer.



Complete the
questions and interview
your deskmate.



END-OF- BOOK


Whose house is it?
Describe it.



Write seven things
that are good for
your health.



What do
children do
in winter?



Substitute words
for pictures and
read the letter.



May 30

Dear  !

School is over. We'll be very happy to visit you.

We'll come by . We'll go to the .

There is fish there. We'll . I'll  and

Angela will pick . On Sunday we'll go to

the  with our .

Yours,



What did I do last week?



Monday



Tuesday



Wednesday



Thursday



Friday



Saturday



Sunday


There is a mistake in each word. Find and correct it.

Janury	Juliy
February	Auglust
Macrh	Septembre
Aprcl	Oktober
Maye	Nouvember
Jyune	Desember

What is the weather like in your favourite season?



Dear friend!
It was wonderful to be with you this year. You did a Great Job! Congratulations!



What will you do in summer?



Phonetic Drills

MODULE ONE

Lesson one	/aɪ/ /e/	wide, inside, write, like, nine, five friendly, let's, lesson, pencil, bell
Lesson two	/ɔ:/ /a:/ /eɪ/ /ju:/	autumn, daughter, draw, four, fourth classroom, classmate, dance, father, basket vacation, name, game, take, make, lake, skate you, new, Tuesday
Lesson three	/ʌ/ /f/	trunks, hurry, Sunday, study, monkey, something, Monday elephant, alphabet, telephone
Lesson four	/eə/ /æ/ /i:/ /tʃ/	their, chair, there happy, grandma, grandpa, grandparent, Saturday these, sweet, tree, three, queen teacher, children
Lesson five	/ɒ/ /ɜ:/ /ʃ/	what, job, shop, want nurse, turtle, work, early, learn, thirsty she, shop, brush, wash, finish, fish
Lesson six	/kw/ /h/ /w/	squirrel, question, quince, quick who, whose what, when, where, white, why

MODULE TWO

Lesson one	/e/ /i:/ /ju:/ /aʊ/	weather, pleasant, breakfast season, leaf, leaves, teacher, read, pleased, repeat beautiful cloudy, mountain, mouse
Lesson two	/ɪ/ /ʊə/ /aʊə/ /ən/	busy, little, kitchen, quince sure flower, our sister and brother, grapes and quinces, apples and pears, plums and nuts
Lesson three	/a:/	market, farmers, harvest, garden, large, dark,
Lesson four	/e/ /ʃ/ /ʒ/	healthy, breakfast, weather, pleasant, sweater, ready sugar, sure usually, pleasure
Lesson five	/eɪ/ /ɒ/ /u:/ /tʃ/	tasty, angel chop, wash, want soup, fruit, juice, school, soon, do chop, kitchen, cheese, church
Lesson six	/i:/ /ɪə/ /æ/ /dʒ/	please, eat, tea, cheese, peel cereal, dear, near, theatre napkin, sandwich, add jug, juice, jump, jacket

MODULE THREE

Lesson one	/s/ /k/	city, pencil, ice-cream, juice, quince, dance block, car, cat, country, ice-cream
Lesson two	/ɜ:/ /tʃə/ /w/	curtain, furniture, furnish furniture, picture wall, wash, want, window, woman, Wednesday
Lesson three	/ɔ:/ /ju:/	all, small, tall, hall, wall, wardrobe new, computer, beautiful
Lesson four	/aʊ/ /a:/ /ɔ:/	downstairs, now, how, wow aunt autumn, August, author
Lesson five	/ɜ:/ /ə/	third, thirteen, thirty, girl favourite, neighbourhood
Lesson six	/æ/ /v/	taxi, van, can lorry, crossing

MODULE FOUR

Lesson one	/eə/ /eɪ/ /ɪ/	bare, prepare, square, wear, pear, bear rain, rainy, wait, straight mittens, children, winter, ski, wind
Lesson two	/əʊ/ /dʒ/	throw, snow, snowball, snowman, blow sledge, fridge, large, orange, village, cabbage
Lesson three	/ʃn/ /ʃəl/ /k/	decoration, vacation, invitation special Christmas, stocking, decorate, card, carol, cookies
Lesson four	/eɪ/ /ɔɪ/	great, grey, reindeer, play, day, may joy, joyful, toy, boy
Lesson five	/aɪə/ /aʊ/	tired, quiet proud, mouse, house, mountain, cloud, playground
Lesson six	/m/ /t/ /aɪ/	climb, comb, crumb, calm, autumn light, right, straight, bright, eight light, right, bright

MODULE FIVE

Lesson one	/ŋ/ /ŋk/	young, strong, morning, evening, thing, spring think, thank you, pink, bank
Lesson two	/ʌ/	cousin, young, country
Lesson three	/əʊ/ /ks/	coat, boat exercise, six, box, text, next, excuse

Lesson four	/θ/ /ð/	health y , wealth y , the at re, th row, too th , tee th , mon th th e, th eir, th at, with th , brother, mother
Lesson five	/ʊ/ /ʌ/	put, sugar, bu sh , Ju ly ru bb ish, du s t, bu tt on, ru n , bru sh , hu ng ry, ju g , bu s , nu m ber
Lesson six	/n/ /s/	kn ife, kn ow, kn ew li s ten, Chri s tmas, an s wer, cas t le

MODULE SIX

/ɪ/ – /e/ will – well Bill – bell fill – fell till – tell	/e/ – /æ/ bed – bad head – had pet – pat men – man said – sad send – sand
/ʌ/ – /e/ bunch – bench	

MODULE SEVEN

/e/ – /ɔ:/ bell – ball hell – hall tell – tall fell – fall well – wall smell – small	/-/ – /h/ is – his at – hat air – hair all – hall ear – hear and – hand
/e/ – /ɒ/ went – want wet – what pet – pot get – got	

IRREGULAR VERBS

be	was /wəz/	were /wə/	know	knew /nju:/
begin	began /brɪˈɡæn/		make	made /meɪd/
buy	bought /bɔ:t/		run	ran /ræn/
come	came /keɪm/		see	saw /sɔ:/
do	did /dɪd/		sit	sat /sæt/
drink	drank /dræŋk/		spend	spent /spent/
eat	ate /et/		take	took /tʊk/
get	got /ɡɒt/		teach	taught /tɔ:t/
go	went /went/		tell	told /təʊld/
have	had /həd/		write	wrote /rəʊt/
hear	heard /hɜ:d/			

English for Enjoyment

The Grand New Year

It's coming, boys.
It's almost here.
It's coming, girls,
The Grand New Year.
A Year to be glad in,
Not to be sad in,
A year to live in,
To gain, not to give in.

Good Morning

Two little robins,
What is it they say?
Get up and be happy
The whole bright day:
You three little sisters –
Ann, Kitty and Sue,
We two little brothers
Come singing to you.
And when two brother robins
Come singing together,
Joy comes with the robins,
And sunshiny weather.

April

Green blades of grass
Yellow crocus shoots.
Go deep, dark roots.
Go high, bright flowers.
Goodbye, snow boots!

The New Year's Tree

Oh, New Year's Tree,
Oh, New Year's Tree,
How green are your sweet branches!
You bloom not only when it's warm,
But also in the winter storm.
Oh, New Year's Tree!
Oh, New Year's Tree!
How sweet are your green branches!

We Wish You a Merry Christmas

1. We wish you a Merry Christmas,
(3 times)
And a Happy New Year!
2. Oh, bring us some figgy pudding,
(3 times)
And bring it right here.
3. We won't go until we get some,
(3 times)
So bring it right here.
4. We all like our figgy pudding,
(3 times)
So bring it right here.
5. We wish you a Merry Christmas,
(3 times)
And a Happy New Year.
(Refrain)

My Pet

I have a pet at home. It's a dog. His name is Kilimanjaro. It's a big name, but the dog is a big dog too. Why did we give him this name? Because in the year when I got the dog, all dogs' names had to begin with the letter 'K',

and I knew the name Kilimanjaro from a map.

Kilimanjaro – Kil, for short – is a very good sort of dog when he is in the middle of a large garden. But our flat is too small for him.

This morning, after breakfast, I saw all the cups on the floor. It was Kil's work.

A minute later I heard a great noise in the garden. It was Kil running after the cat. The cat was up a tree, and Kil was at the foot, saying: 'Come down, and play with me!'

When Kil likes you, he gives you his paw – and you fall back, sitting down on the floor.

I like dogs. They are very good friends. They do not say unpleasant things to you, and when they look at you, there is a warm light in their eyes.

Which Is Better — To Be Ill or To Be Well?

A friend came one day to a house where there were three children: a boy and two girls. Two of them – the boy and one of the girls – were ill. They were in bed and all the members of the family were sorry for them. They brought toys and nice things to eat and gave them to

the children who were ill in bed.

The other little girl sat in a corner and cried. The friend, who liked children, went up to her and asked, 'Why are you crying? You are not ill.'

'No', said the little girl, 'I am not ill, so they don't bring me any presents.'

What Time Is It?

The clock says tickety-tock, it's eight o'clock in the morning. 'Time to get up,' calls Mother. 'We have a busy day ahead'.

First I dress, then I comb my hair and brush my teeth. I remember to make my bed and go to the kitchen.

The clock says tickety-tock, it's nine o'clock. 'Breakfast is ready,' says Mother. I love fresh orange juice and blueberry pancakes with maple syrup.

The clock says tickety-tock, it's ten o'clock. 'You can go and play while I make dinner,' says Mother.

The clock says tickety-tock. It's one o'clock in the afternoon. 'Dinner's ready,' calls Mother from the kitchen. I have a chicken drumstick and a lot of potatoes...

The clock says tickety-tock. Now it's nine o'clock. 'It's time for bed,' calls Mother.

Hurray! School Is Over! Summer Is Here!

There is so much to do on a long summer day. I am ready to play. I will play in the park. I will play in the forest. I will play by the river. I will play on the beach. I will go to the country. I will go to the seaside. I will go to the mountains. I will visit my grandparents. I will visit my cousins. I will visit my friends. I will go fishing. I will go for a picnic. I will play football. I will skip. I will have fun.

A Birthday Party

Four friends get ready for a birthday party: Bill and Dan, and Pat, and Ann. Dan and Ann set the table. Bill fills up the cups. Here comes Pat. It is her birthday. Bill, Dan, and Ann have a surprise for Pat. The surprise is in a box. The box begins to shake. A pup jumps on Pat.

Look out for the cake!

Look out for the cups!

Four friends and one pup clean up.

Vocabulary

Aa		
about /ə'baʊt/	despre	о, об
above /ə'bʌv/	deasupra	над
accept /ək'sept/	a accepta	принимать
actress /'æktɹəs/	actriță	актриса
add /æd/	a adăuga	прибавлять
address /ə'dres/	adresă	адрес
agree /ə'gri:/	a fi de acord	соглашаться
all /ɔ:l/	toți, toată lumea	все
alley /'æli/	alee	аллея
alphabet /'ælfəbet/	alfabet	алфавит
along /ə'lɒŋ/	de-a lungul	вдоль
also /'ɔ:lsəʊ/	de asemenea	тоже, также
among /ə'mʌŋ/	printre	среди
answer /'ɑ:nsə/	a răspunde	отвечать
anything /'eniθɪŋ/	orice, nimic, ceva	что-нибудь, ничего, что-то
anyway /'eniwei/	oricum	так или иначе
appear /ə'piə/	a apărea	появляться
(all) around /ə'raʊnd/	(de jur) împrejur	вокруг
ask /ɑ:sk/	a întreba	спрашивать
aunt /ɑ:nt/	mătușă, tanti	тётя

Bb		
bake /beɪk/	a coace	печь
banana /bə'nɑ:nə/	banană	банан
bank /bæŋk/	mal, țărm	берег, побережье
barber /'bɑ:bə/	frizer	парикмахер
bare /beə/	gol	голый
basket /'bɑ:skɪt/	coș	корзина
bathe /beɪð/	a se scălda	купаться
be back /bi 'bæk/	a se întoarce	вернуться
bear /beə/	urs	медведь
beautiful /'bjʊ:tɪfl/	frumos	красивый
bee /bi:/	albină	пчела
bell /bel/	clopoțel	звонок
begin /bɪ'ɡɪn/	a începe	начинать
between /bɪ'twi:n/	între	между
bird table /'bɜ:dteɪbl/	măsuță pentru păsări	кормушка для птиц
biscuit /'bɪskɪt/	biscuit	печенье
bite /baɪt/	a mușca	кусать
blank /blæŋk/	loc liber	пробел
bless /bles/	a binecuvânta	благословлять
block of flats /blɒk əv 'flæts/	bloc de locuințe	многоквартирный жилой дом
blossom /'blɒsəm/	floare de pom	цветок (фруктового дерева)

blow /bləʊ/	a sufla, a bate	дуть
boat /bəʊt/	barcă, luntre	лодка
bookcase /'bʊkkeɪs/	dulap pentru cărți	книжный шкаф
bookshop /'bʊkʃɒp/	librărie	книжный магазин
boot /bu:t/	gheată	ботинок
bowl /bəʊl/	bol	чаша
branch /brɑ:ntʃ/	creangă, ramură	ветка
breakfast /'brekfəst/	mic dejun	завтрак
bring /brɪŋ/	a aduce	приносить
brush /brʌʃ/	a curăța	чистить
busy /'bɪzi/	ocupat	занятый
but /bət/	dar (conj.)	но
button /'bʌtn/	nasture, a încheia nasturii	пуговица, застёгивать
buy /baɪ/	a cumpăra	покупать

Cc

cabbage /'kæbɪdʒ/	varză	капуста
camera /'kæməɹə/	aparat fotografic	фотоаппарат
call /kɔ:l/	a chema	звать
can /kən/	a putea	мочь
candle /'kændl/	lumânare	свеча
cap /kæp/	șapcă, chipiu	шапка, кепка
capital /'kæpɪtl/	capitală	столица
card /kɑ:d/	carte poștală	открытка
carol /'kærəl/	colind	рождественский гимн
carrot /'kærət/	morcov	морковь
cauliflower /'kɒli,flaʊə/	conopidă	цветная капуста
cereal /'siəriəl/	fulgi de ovăz (porumb)	злаки
change /tʃeɪndʒ/	a schimba	менять, изменять
cheap /tʃi:p/	ieftin	дешёвый
cheeky /tʃi:ki/	obraznic	нахальный
child /tʃaɪld/	copil	ребёнок
chimney /'tʃɪmni/	horn	дымоход
choose /tʃu:z/	a alege	выбирать
chop /tʃɒp/	a tăia mărunt	нарезать
church /tʃɜ:tʃ/	biserică	церковь
circus /'sɜ:kəs/	circ	цирк
city /'sɪti/	oraș	город
clap hands /klæp 'hændz/	a aplauda	аплодировать
classmate /'klɑ:smet/	coleg de clasă	одноклассник
clean /'kli:n/	curat, a curăța	чистый, чистить
clerk /kla:k/	slujbaş	клерк
climb /klaɪm/	a se urca	подниматься
clothes /'kləʊðz/	haine	одежда
cloud /'klaʊd/	nor	облако
cloudy /'klaʊdi/	noros, înnorat	облачный

collect /kə'lekt/	a strânge, a culege	собрать
colour /'klʌlə/	a colora	красить
comb /kəʊm/	a se pieptăna	расчёсывать
come in	a intra	войти
complete /kəm'pli:t/	a completa	заполнять
computer /kəm'pjʊ:tə/	computer	компьютер
concert /'kɒnsət/	concert	концерт
contour /'kɒntʊə/	contur	контур
cook /kʊk/	a găti	приготовлять пищу
cookie /'kʊki/	prăjitură	печенье
cool /ku:l/	răcoros	прохладный
corn /kɔ:n/	porumb	зерно, кукуруза
cosy /'kəʊzi/	comod, plăcut	уютный
cotton /'kɒtn/	bumbac	хлопок
country /'kʌntri/	țară	страна
cousin /'kʌzn/	văr, verișor	кузен
cover /'kʌvə/	a acoperi	накрывать
cross /krɒs/	a intersecta, a traversa	пересекать
crossing /krɒsɪŋ/	intersecție, trecere	переход
crumb /krʌm/	firimitură	крошка (хлеба)
cry /kraɪ/	a plânge	плакать
cupboard /'kʌbəd/	bufet, dulap	буфет, шкаф
curtain /'kɜ:tn/	perdea	занавеска
cut /kʌt/	a tăia	резать

dance /da:ns/	dans, a dansa	танец, танцевать
daughter /'dɔ:tə/	fiică	дочь
dark /da:k/	întuneric, întunecos	тёмный
darling /da:lmɪŋ/	iubit, drag	любимый
dear /dɪə/	scump, drag	дорогой
decorate /'dekəreɪt/	a împodobi	украшать
decorations /dekə'reɪʃnz/	ghirlande	украшения
deep /di:p/	adânc	глубокий
destroy /dɪs'trɔɪ/	a distruge	разрушать
dining-room /'daɪnɪŋ ru:m/	sufragerie	столовая
disagree /dɪsə'ɡri:/	a nu fi de acord	не соглашаться
dishes /'dɪʃɪz/	veselă	посуда
do /du:/	a face	делать
do sums /du: 'sʌmz/	a socoti	решать задачи
downstairs /,daʊn'steəz/	la parter	вниз; внизу
dream /dri:m/	vis, a visa	сон, видеть сон
drink /drɪŋk/	a bea	пить
dry /draɪ/	uscat, a usca	сухой; сушить
during /'djʊərɪŋ/	în timpul	в течение
dust /dʌst/	praf, a șterge praful	пыль, вытирать пыль

Dd

Ee	each /i:tʃ/	fiecare	каждый
	early /'ɜ:li/	devreme	рано
	eat /i:t/	a mânca	кушать, есть
	elegant /'elɪgənt/	elegant	элегантный
	enjoy /m'dʒɔɪ/	a se bucura de	получать удовольствие
	ever /'evə/	vreodată	когда либо
	everybody /'evrɪbɒdi/	fiecare, toți	каждый, все
	everywhere /'evrɪweə/	pretutindeni	езде
	excited /ɪk'saɪtɪd/	emoționat	возбужденный

Ff	fair /feə/	blond	белокурый
	fall /fɔ:l/	a cădea	падать
	family tree /,fæməli 'tri:/	arbore genealogic	генеалогическое древо
	farmer /fɑ:mə/	fermier	фермер
	fat /fæt/	gras	толстый
	feel sorry for	a-i fi milă de	сочувствовать
	felt-tip pen /,felt tɪp 'pen/	carioca	фломастер
	field /fi:ld/	câmp	поле
	fill in /,fɪl 'ɪn/	a completa	заполнять
	find /faɪnd/	a găsi	находить
	find out /,faɪnd 'aʊt/	a afla	узнавать
	fine weather	timp frumos	хорошая погода
	finish /'fɪnɪʃ/	a termina	заканчиваться
	fir /fɜ:/	brad	ель
	fish /fɪʃ/	pește	рыба
	fishing rod /'fɪʃɪŋ rɒd/	undită	удочка
	fix /fɪks/	a fixa	устанавливать
	florist /'flɒrɪst/	florar, florăreasă	торговец цветами
	flower-bed /flaʊə-bed/	strat de flori	клумба
	follow /'fɒləʊ/	a urmări	следовать
	food /fu:d/	mâncare	еда
	for /fə(r)/	pentru	для
	forest /'fɒrɪst/	pădure	лес
	fortress /'fɔ:trəs/	fortăreață, cetate	крепость
	friendly /'frendli/	prietenos	дружелюбный
	fries /fraɪz/	cartofi prăjiți	жареный картофель
	(in) front of /ɪn 'frʌnt əv/	în față	перед
	frosty /'frɒsti/	friguros, geros	морозный
	fruit /fru:t/	fruct	фрукт
	fun /fʌn/	veselie, amuzant	веселье
	funny /fʌni/	hazliu	забавный
	furnish /'fɜ:niʃ/	a mobila	меблировать
	furniture /'fɜ:niʃə/	mobilă	мебель

Gg	game /geɪm/	joc	игра
	garlic /'gɑ:lik/	usturoi	чеснок

gather /'gæðə/ get /get/ giant /'dʒaɪənt/ gift /gift/ give /gɪv/ glad /glæd/ glass /glɑ:s/ glasses /'glɑ:sɪz/ go /gəʊ/ go fishing /,gəʊ 'fɪʃɪŋ/ go shopping /,gəʊ 'ʃɒpɪŋ/ golden /'gəʊldən/ good /gʊd/ granddaughter /'grændɔ:tə/ grandparent /'grænpeərənt/ grandson /'grænsən/ grapes /greɪps/ grass /grɑ:s/ greatly /'grɛtli/ greet /gri:t/ ground /graʊnd/ grow /grəʊ/ guess /ges/ guest /gest/	a aduna, a strânge a primi uriaş dar, cadou a da bucuros, fericit pahar ochelari a merge a merge la pescuit a merge la cumpărături auriu, de aur bun nepoată (de bunic) bunic, bunică nepot (de bunic) struguri iarbă foarte, în mare măsură a saluta pământ, sol a creşte a ghici oaspete	собирать получать гигант подарок давать радостный, довольный стакан очки идти идти на рыбалку идти за покупками золотистый, золотой хороший внучка дедушка, бабушка внук виноград трава очень приветствовать земля, почва расти угадывать гость
--	---	--

hair /heə/ hall /hɔ:l/ hamburger /'hæmbɜ:gə/ happy /'hæpi/ hard /'hɑ:d/ harvest /'hɑ:vɪst/ have /hæv/ healthy /'helθi/ hear /hɪə/ heart /hɑ:t/ help /help/ here /hɪə/ hide-and-seek /'haɪd n 'si:k/ high /haɪ/ hill /hɪl/ hockey /'hɒki/ hole /həʊl/ home /həʊm/ honest /'ɒnɪst/ hope /həʊp/ hospital /'hɒspɪtl/ hot-dog /,hɒt 'dɒg/	păr hol, antreu hamburger fericit tare recoltă a avea sănătos a auzi inimă a ajuta aici de-a v-aţi ascunselea înalt deal hochei gaură casă onest a spera spital hot-dog	волосы холл гамбургер счастливый сильно урожай иметь здоровый слышать сердце помогать здесь (игра в) прятки высокий холм хоккей дыра дом честный надеяться больница хот-дог
---	--	--

hungry /'hʌŋɡri/ hunt /'hʌnt/ hurry /'hʌri/ husband /'hʌzbənd/	flămând vânătoare a se grăbi soț	голодный охота спешить муж
---	---	-------------------------------------

Ii	ice /aɪs/ ill /ɪl/ inside /ɪn 'saɪd/ interesting /'ɪntrəstɪŋ/ invitation /,ɪnvɪ'teɪʃn/	gheață bolnav înăuntru interesant invitație	лёд больной внутри интересный приглашение
-----------	---	---	---

Jj	jacket /'dʒækɪt/ job /dʒɒb/ joyful /'dʒɔɪfl/ juice /dʒuːs/ just /dʒʌst/	jachetă lucru, serviciu vesel, bucuros suc exact, tocmai	куртка работа радостный сок прямо, просто
-----------	--	--	---

Kk	key /kiː/ kingdom /'kɪŋdəm/ knife /naɪf/ know /nəʊ/	cheie împărăție cuțit a cunoaște, a ști	ключ королевство нож знать
-----------	--	--	-------------------------------------

Li	ladder /'lædə/ lake /leɪk/ land /'lænd/ landscape /'lændskeɪp/ large /lɑːdʒ/ last /lɑːst/ late /leɪt/ lay (eggs) /leɪ (egz)/ leaf /liːf/ learn /lɜːn/ lemonade /,lemə'neɪd/ lesson /'lesn/ letter /'letə/ library /'laɪbrəri/ light /laɪt/ like /laɪk/ listen /'lɪsn/ look /lʊk/ look for /,lʊk 'fɔː/ look out /,lʊk 'aʊt/ lorry /'lɒri/ a lot of /ə 'lɒt əv/ love /lʌv/	scară lac pământ, uscat peisaj mare, larg ultim, cel din urmă întârziat, târziu a oua frunză a învăța limonadă lecție literă, scrisoare bibliotecă lumină, luminos asemănător, a plăcea a asculta a privi a căuta a privi afară camion mult, mulți, multe dragoste, a iubi	лестница озеро земля, суша пейзаж большой, широкий последний поздний, поздно нестись лист учить, изучать лимонад урок буква, письмо библиотека свет, светлый похожий, нравиться слушать смотреть искать выглядывать грузовик много любовь, любить
-----------	---	--	---

lovely /'lʌvli/ lunch /'lʌntʃ/	drăguț (masă de) prânz	прекрасный обед
---	---------------------------	--------------------

make /meɪk/ man /mæn/ manager /'mænidʒə/ market /'mɑ:kɪt/ match /mætʃ/ may /meɪ/ me /mi:/ mechanic /mə'kænik/ melt /melt/ merry /'meri/ mirror /'mɪrə/ miss /mɪs/ mitten /'mɪtn/ mix /mɪks/ modern /'mɒdn/ monastery /'mɒnəstri/ monkey /mʌŋki/ month /mʌnθ/ more /mɔ:/ morning exercises mountain /'maʊntən/ museum /mju'ziəm/ mushroom /'mʌʃrʊm/	a face bărbat conducător, director piață, târg a potrivi a se putea, a fi posibil mie, pe mine mecanic a se topi vesel, fericit oglină a-i lipsi, a duce dorul mănușă cu un deget a amesteca modern mănăstire maimuță lună mai mult gimnastica de dimineață munte muzeu ciupercă	делать мужчина управляющий рынок подбирать под пару мочь, иметь возможность мне, меня механик таять весёлый зеркало пропустить, скучать варежка смешивать современный монастырь обезьяна месяц больше утренняя гимнастика гора музей гриб
---	--	---

Mm

napkin /'næpkɪn/ native land /'neɪtɪv 'lænd/ near /nɪə/ need /ni:d/ neighbourhood / 'neɪbəhʊd/ next /nekst/ nobody /'nəʊbədi/ noise /nɔɪz/ noisy /'nɔɪzi/ nothing /'nʌθɪŋ/ now /naʊ/ nowhere /'nəʊweə/ nurse /nɜ:s/	șervețel de masă baștină aproape a avea nevoie vecinătate viitor, următor nimeni gălăgie gălăgios nimic acum nicăieri infirmieră	салфетка родина близко нуждаться соседство следующий никто шум шумный ничего сейчас нигде медсестра
---	--	---

Nn

often /ɒfn/ onion /'ʌnjən/ orange /'ɒrɪndʒ/ orchard /'ɔ:tʃəd/ outside /aʊt'saɪd/	deseori ceapă portocală livadă în afară	часто лук апельсин фруктовый сад снаружи
---	---	--

Oo

Pp	<p>packing-case /'pækɪŋ keɪs/ pair /peə/ palace /'pæləs/ paper /'peɪpə/ parent /'peərənt/ party /'pɑːti/ pass /pɑːs/ pear /peə/ peel /pi:l/ pepper /'pepə/ physical exercises /'fɪzɪkəl/ pick /pɪk/ picnic /'pɪknɪk/ piglet /'pɪɡlət/ place /pleɪs/ place of interest plan /plæn/ plant /plɑːnt/ playground /'pleɪgraʊnd/ pleasant /'pleznt/ pleased /pliːzd/ plenty /'plenti/ poor /pʊə/ postcard /'pəʊstkɑːd/ poster /'pəʊstə/ postman /'pəʊstmən/ prepare /prɪ'peə/ present /'preznt/ programmer /'prəʊgræmə/ proud /praʊd/ pumpkin /'pʌmpkɪn/ pupil /pjuːpl/ puppet /'pʌpɪt/ puppet show /'pʌpɪt ʃəʊ/ put /pʊt/ put away /,pʊt ə'weɪ/ put on /,pʊt 'ɒn/</p>	<p>ladă de ambalaj pereche palat hârtie părinte petrecere, serată a transmite pară a coji ardei exerciții fizice a culege picnic purcel loc obiectiv turistic plan a sădi, a planta teren de joc plăcut mulțumit, satisfăcut o mulțime, belșug sărman, sărac carte poștală poster poștaș a pregăti cadou programator mândru dovleac elev marionetă teatru de păpuși a pune a aranja, a pune la loc a se îmbrăca, a-și pune</p>	<p>ящик для упаковки пара дворец бумага родитель приём гостей, вечеринка передать груша чистить стручковой перец физические упражнения собирать пикник поросенок место достопримечательность план сажать площадка для игр приятный удовлетворённый много, изобилие бедный почтовая карточка плакат почтальон приготавливать подарок програмист гордый тыква ученик марионетка кукольный театр класть убирать надевать</p>
-----------	--	--	---

Qq	<p>queen /kwiːn/ question /'kwestʃn/ quick /kwɪk/ quiet /'kwaɪət/ quince /kwɪns/</p>	<p>regină întrebare rapid liniștit, calm gutuie</p>	<p>королева вопрос быстрый спокойный айва</p>
-----------	---	---	---

Rr	<p>rain /'reɪn/ rainy /'reɪni/</p>	<p>ploaie ploios</p>	<p>дождь дождливый</p>
-----------	---	---------------------------	-----------------------------

rake /reɪk/	greblă, a grebla	грабли, сгребать
ready /'redi/	gata, pregătit	готовый
regards /ri'gɑ:dz/	complimente	комплименты
reindeer /'reɪndiə/	ren	олень
repeat /ri'pi:t/	a repeta	повторять
ride (a bike) /raɪd/	a merge pe bicicletă	ездить на велосипеде
right /raɪt/	drept	правый, правильно
right away /raɪt ə'weɪ/	imediat	немедленно
ring /rɪŋ/	a suna	звенеть
rise /raɪz/	a se scula	вставать
river /'rɪvə/	râu, fluviu	река
roof /ru:f/	acoperiș	крыша
round /raʊnd/	rotund, în jur	круглый, вокруг
rubbish /'rʌbɪʃ/	gunoi	мусор

sad /sæd/	trist	печальный
safe /seɪf/	sănătos	невредимый
salad /'sæləd/	salată	салат
sandcastle /'sændkɑ:sl/	castel de nisip	песочный замок
sandwich /'sænwidʒ/	sandvici, tartină	бутерброд
say /seɪ/	a spune	говорить
scarf /skɑ:f/	fular, eșarfă	шарф
sea /si:/	mare (subst.)	море
season /'si:zn/	sezon, anotimp	сезон, время года
see /si:/	a vedea	видеть
seed /si:d/	sămânță	семя, зерно
selfish /'selfɪʃ/	egoist	эгоист
sell /sel/	a vinde	продавать
sentence /'sentəns/	propoziție	предложение
serving man /sɜ:vɪŋ mæn/	servitor	служитель
sheet of paper	foaie de hârtie	лист бумаги
shelf /ʃelf/	poliță	полка
shell /ʃel/	scoică	ракушка
shop /ʃɒp/	magazin	магазин
shorts /ʃɔ:ts/	pantaloni scurți	шорты
show /ʃəʊ/	spectacol	представление
shy /ʃaɪ/	timid, sfios	робкий
skate /skert/	a patina	кататься на коньках
ski /ski:/	a schia	ходить на лыжах
skip /skip/	a sări, a țopăi	скакать, прыгать
sky /skaɪ/	cer	небо
sledge /sledʒ/	sanie	сани
smile /smaɪl/	a zâmbi	улыбаться
snack bar /'snækba:/	bufet	закусочная
snow /snəʊ/	zăpadă	снег
snowball /'snəʊbɔ:l/	bulgăre de zăpadă	снежок

snowdrop /'snəʊdrɒp/ snowflake /'snəʊfleɪk/ snowman /'snəʊmæn/ snowy /'snəʊi/ snug /snʌɡ/ soft /sɒft/ soil /soɪl/ some /sʌm/ sometimes /'sʌmtaɪmz/ son /sʌn/ soon /su:n/ sorry /'sɒri/ soup /su:p/ spade /speɪd/ speak /spi:k/ special /'speʃl/ spend /spend/ sports /spɔ:ts/ sports club /'spɔ:ts klʌb/ square /skweə/ squirrel /'skwɪrəl/ stadium /'steɪdiəm/ staircase /'steəkeɪs/ star /stɑ:/ statue /'stætʃu:/ stay /steɪ/ stick /stɪk/ still /stɪl/ story /'stɔ:ri/ straight /streɪt/ strange /streɪndʒ/ strong /strɒŋ/ study /'stʌdi/ substitute /'sʌbstɪtju:t/ sugar /'ʃʊɡə/ summer camp /'sʌmə kæmp/ summertime /'sʌmətaɪm/ sunbathe /'sʌnbeɪð/ sunny /'sʌni/ sure /ʃʊə/ surprise /sə'praɪz/ sweater /'swetə/ sweep /swi:p/ sweet shop /'swi:tʃɒp/ swim /swɪm/ swing /swɪŋ/	ghiocel fulg de zăpadă om de zăpadă de zăpadă, de nea confortabil moale sol câțiva, câteva, ceva uneori, câteodată fiu curând cu regret, întristat supă hârleț, lopată a vorbi, a conversa deosebit a petrece (timpul) sport club sportiv scuar veveriță stadion scară stea statuie a rămâne încă băț, baston liniștit, încă povestire drept straniu puternic a studia a înlocui zahăr tabără de vară timp de vară a se bronză însorit sigur surpriză pulover a mătura cofetărie a înota a se legăna	подснежник снежинка снеговик снежный уютный мягкий почва несколько иногда сын скоро, вскоре огорчённый суп лопата говорить, разговаривать особый проводить (время) спорт спортивный клуб сквер, площадь белка стадион лестница звезда статуя оставаться еще палка, трость тихий, ещё рассказ прямой странный сильный изучать заменить сахар летний лагерь лето загорать солнечный верный неожиданность свитер подметать кондитерская плавать качаться
---	---	--

take out /,teɪk 'aʊt/ take pictures /,teɪk 'pɪktʃəz/ talented /'tæləntɪd/ tasty /'teɪsti/ taxi /'tæksi/ teach /ti:tʃ/ teaspoon /'ti:spu:n/ tell /tel/ tennis-racket /'tenɪs rækɪt/ than /ðən/ that's why /ðæts waɪ/ theatre /'θiətə/ their /ðeə/ there /ðeə/ thick /θɪk/ thin /θɪn/ think /θɪŋk/ thirsty /'θɜ:sti/ throw /θrəʊ/ ticket /'tɪkɪt/ tidy /'taɪdi/ tinsel /'tɪnsl/ tired /'taɪəd/ together /tə'geðə/ tooth /tu:θ/ (teeth /ti:θ/) tourist /'tʊərɪst/ town /taʊn/ toyshop /'tɔɪʃɒp/ trainers /'treɪnəz/ treat /tri:t/ trolley-bus /'trɒlɪbʌs/ trunk /trʌŋk/ T-shirt /'ti:ʃɜ:t/ tunnel /'tʌnl/ turn the soil /,tɜ:n ðə 'sɔɪl/	a scoate a fotografia talentat gustos taxi a învăța, a preda linguriță de ceai a spune rachetă de tenis decât iată de ce teatru al (a, ai, ale) lor acolo gros subțire a gândi încet a arunca bilet, tichet a deretica beteală, paiețe obosit împreună dinte (dinți) turist oraș magazin de jucării adidași a trata, a se purta troleibuz trompă tricou fără guler tunel a săpa	вытаскивать фотографировать талантливый вкусный такси учить, преподавать чайная ложка рассказывать, сообщать теннисная ракетка чем вот почему театр их там толстый тонкий думать томимый жаждой кидать билет убирать блестки, мишура усталый вместе зуб (зубы) турист город магазин игрушек кроссовки обращаться троллейбус хобот тенниска туннель копать
--	---	---

Tt

uncle /'ʌŋkl/ under /'ʌndə/ upstairs /ʌp 'steəz/ us /ʌs/ use /ju:z/ usually /'ju:ʒuəli/	unchi sub la etajul superior nouă, pe noi a folosi de obicei	дядя под наверху нам, нас использовать обычно
--	---	--

Uu

vacuum /'vækjuəm/ vacuum cleaner /'vækjuəm kli:nə/	a aspira aspirator	пылесосить пылесос
--	-----------------------	-----------------------

Vv

vegetable /'vedʒtəbl/ very /'veri/ village /'vɪlɪdʒ/ vineyard /'vɪnjəd/ visit /'vɪzɪt/	legumă foarte sat vie a vizita	овощ очень село виноградник посещать, навещать
---	--	--

Ww

wait /weɪt/ walk a dog /,wɔ:k ə 'dɒg/ wall /wɔ:l/ want /wɒnt/ wardrobe /'wɔ:drəʊb/ wash up /,wɒʃ 'ʌp/ water /'wɔ:tə/ water-melon /'wɔ:tə,melən/ way /weɪ/ wealthy /'welθi/ weather /'weðə/ weed /wi:d/ week /wi:k/ Welcome /'welkəm/ which /wɪtʃ/ who /hu:/ whose /hu:z/ why /waɪ/ wife /waɪf/ win /wɪn/ wind /wɪnd/ windy /'wɪndi/ wise /waɪz/ wish /wɪʃ/ with /wɪð/ woman /'wʊmən/ wonderful /'wʌndəfl/ wool /wʊl/ work /wɜ:k/ worried /'wʌrɪd/ wreath /ri:θ/ write /raɪt/ writer /'raɪtə/	a aștepta a plimba câinele perete a vrea, a dori garderobă a spăla vesela apă, a uda pepene verde cale bogat vreme, timp buruiănă, a plivi săptămână Bun venit care cine al (a, ai, ale) cui de ce soție a învinge vânt cu vânt înțelept a dori cu femeie minunat lână a lucra îngrijorat cunună a scrie scriitor	ждать выгуливать собаку стена хотеть, желать гардероб мыть посуду вода, поливать арбуз путь богатый погода сорняк, полоть неделя Добро пожаловать который, которая кто чей, чья, чьё, чьи почему жена выиграть ветер ветренный мудрый хотеть с женщина удивительный шерсть работать обеспокоенный венчик писать писатель
---	---	--

Yy

year /jɜ:/ yesterday /'jestədeɪ/	an ieri	год вчера
---	------------	--------------

Zz

zoo /zu:/ zebra /'zebrə/	grădină zoologică zebră	зоопарк зебра
---	----------------------------	------------------

CONTENTS

MODULE ONE

Lesson One	Meeting Old Friends.....	2
Lesson Two	A New Classmate.....	4
Lesson Three	These Are Children	6
Lesson Four	I Am Your Friend	8
Lesson Five	What Is Her Job?	10
Lesson Six	Where Is the Map?.....	12
Lesson Seven	Round Up.....	14

MODULE TWO

Lesson One	Autumn Weather	16
Lesson Two	In the Garden	18
Lesson Three	At the Market.....	20
Lesson Four	Lunch at a Snack Bar.....	22
Lesson Five	I Make Salad	24
Lesson Six	Afternoon Tea.....	26
Lesson Seven	Round Up.....	28

MODULE THREE

Lesson One	Houses, Houses, Houses	30
Lesson Two	My Friend's Room.....	32
Lesson Three	There Is No Place Like Home ...	34
Lesson Four	Who Lives in This House?	36
Lesson Five	What's Your Address?	38
Lesson Six	I Can Ride a Bike	40
Lesson Seven	Round Up.....	42

MODULE FOUR

Lesson One	It's Winter.....	44
Lesson Two	Winter Is Fun.....	46
Lesson Three	Christmas Is Coming.....	48
Lesson Four	We Wish You a Merry Christmas!.....	50
Lesson Five	All about Me	52
Lesson Six	Birds in Winter.....	54
Lesson Seven	Round Up.....	56

MODULE FIVE

Lesson One	A Happy Family.....	58
Lesson Two	Grandma's Birthday	60
Lesson Three	Whose Jacket Is It?.....	62
Lesson Four	In the Morning	64
Lesson Five	Stay Healthy.....	66
Lesson Six	Cleaning Day	68
Lesson Seven	Round Up.....	70

MODULE SIX

Lesson One	It Was Cold in Winter	72
Lesson Two	Was Tim at the Circus?	74
Lesson Three	They Worked in the Garden Yesterday	76
Lesson Four	We Went Shopping Yesterday ..	78
Lesson Five	Angela Wrote a Letter	80
Lesson Six	A Picnic in the Country	82
Lesson Seven	Round Up.....	84

MODULE SEVEN

Lesson One	I Live in Moldova	86
Lesson Two	Welcome to Chişinău	88
Lesson Three	At the Puppet Show	90
Lesson Four	Summer Vacation.....	92
Lesson Five	Summertime.....	94
Lesson Six	A Busy Week.....	96
Lesson Seven	Round Up.....	98

End-of-book	Round Up.....	100
Phonetic Drills	102
Irregular Verbs	104
English for Enjoyment	105
Vocabulary	107

Manualul a fost aprobat prin Ordinul Ministrului Educației al Republicii Moldova nr. 321 din 28 aprilie 2016.
Manualul este elaborat conform Curriculumului disciplinar (aprobat în 2010) și finanțat din resursele Ministerului Educației, Culturii și Cercetării al Republicii Moldova.

Acest manual este proprietatea Ministerului Educației, Culturii și Cercetării al Republicii Moldova.

Școala				
Manualul nr.				
Anul de folosire	Numele și prenumele elevului care a primit manualul	Anul școlar	Aspectul manualului	
			la primire	la returnare
1				
2				
3				
4				
5				

- Învățătorul va controla dacă numele elevului este scris corect.
- Elevul nu trebuie să facă niciun fel de însemnări în manual.
- Aspectul manualului (la primire și la returnare) se va aprecia: *nou, bun, satisfăcător, nesatisfăcător*.

Magic English : Pupil's book : Third form : 3 / Iulia Ignatiuc, Lara Aladin, Ludmila Foca [et. al.] ; comisia de evaluare: Elena Surchicin [et. al.]. – [Ed. a 3-a]. – [Chișinău] : Arc, 2018 (Tipogr. „Balacron”). – 120 p. : il. color.

Finanțat din resursele financiare ale Min. Educației, Culturii și Cercet. al Rep. Moldova. – 15300 ex.

ISBN 978-9975-0-0175-5.

811.111(075.2)

M 15

Comisia de evaluare: *Elena Surchicin*, profesoara, grad didactic I, Liceul Teoretic „Andrei Straista”, Anenii Noi
Nadejda Mușenina, profesoara, grad didactic superior, Liceul Teoretic „Mihai Eminescu”, Bălți
Viorica Ciobanu, profesoara, grad didactic I, Liceul Teoretic „Mihai Eminescu”, Bălți

Recenzenți: *Galina Burdeniuc*, doctor habilitat în metodică predării limbilor străine;
Cornelia Cincilei, doctor în filologie, conferențiar universitar, USM;
Ion Negură, doctor în psihologie, conferențiar universitar, șeful Catedrei de psihologie a UPS „Ion Creangă”, Chișinău;
Vladimir Zmeev, pictor-șef la Grupul Editorial „LITERA”.

Redactori: *Victoria Gross*, MA in Education, University of Maryland, USA;
John Paul, BA in English, University of Boston, USA;
Tatiana Musteață, metodist, Școala de Limbi Moderne și Management, Chișinău.

Grafician: *Sergei Samsonov*

Coperta: *Marcel Șendrea*

Tehnoredactori: *Zoe Ciumac*

Toate drepturile asupra acestei ediții aparțin Editurii ARC.

© Editura ARC, 2018

© Iulia Ignatiuc, Lara Aladin, Ludmila Foca, Dina Puiu, Ana Muntean, 2018

Imprimat la Tipografia „BALACRON”. Com. nr. 766.

ISBN 978-9975-0-0175-5

MAGIC ENGLISH

PUPIL'S BOOK • THIRD FORM

Magic English is a new three-level course in English which satisfies the National Curriculum requirements for the Primary School in Moldova.

Magic English

encourages pupils' interaction and communication;

provides a systematic development of grammar, vocabulary, reading, writing, listening, speaking and pronunciation, integrated throughout;

raises pupils' awareness of cultural diversity;

makes it possible to check progress in an informal way through activities which involve discovery, problem-solving, language use and creative response.

Each level of Magic English contains:

The Pupil's Book – a beautifully illustrated text-book with stimulating activities that are based on child-friendly vocabulary and are pupil-oriented;

The Workbook – a collection of activities that mirror the Pupil's Book content and provide additional material for classroom and home use.

The Teacher's Book – a guide for teachers consisting of detailed lesson notes.

The Cassettes contain dialogues, texts, poems, and phonetic drills as production models.

ISBN 978-9975-0-0175-5

