



Ministerul Educației,  
Culturii și Cercetării  
al Republicii Moldova

Iulia IGNATIUC Lara ALADIN Ana MUNTEAN Ludmila FOCA Dina PUIU

# English

## Pupil's Book



Level

A1

Editura Arc





Ministerul Educației, Culturii și Cercetării al Republicii Moldova

Iulia IGNATIUC Lara ALADIN Ana MUNTEAN Ludmila FOCA Dina PUIU

---

# *English* Pupil's Book

Level

**A1**

Editura Arc





Manualul școlar a fost aprobat prin Ordinul ministrului Educației, Culturii și Cercetării nr. 1381 din 30 octombrie 2019, în urma evaluării metodico-științifice și este realizat în conformitate cu Curriculumul școlar aprobat prin Ordinul ministrului Educației, Culturii și Cercetării nr. 1124 din 20 iulie 2018.

Acest manual este proprietatea Ministerului Educației, Culturii și Cercetării al Republicii Moldova.

Școala .....				
Manualul nr.....				
Anul de folosire	Numele și prenumele elevului	Anul școlar	Aspectul manualului	
			la primire	la returnare
1.				
2.				
3.				
4.				
5.				

- Dirigintele clasei trebuie să controleze dacă numele elevului este scris corect.
- Elevul nu va face niciun fel de însemnări în manual.
- Aspectul manualului (la primire și la returnare) se va aprecia: *nou, bun, satisfăcător, nesatisfăcător.*

Comisia de evaluare: *Daniela Munca-Afteniev*, doctor în pedagogie, Academia de Inovare și Schimbare prin Educație;  
*Natalia Cojuhari*, profesoară, grad didactic superior, IPLT „Mihai Eminescu”, Bălți;  
*Svetlana Lungu*, profesoară, grad didactic superior, LT „Mihai Eminescu”, Chișinău;  
*Olga Lupu*, profesoară, grad didactic superior, LT „Ion Creangă”, Chișinău;  
*Natalia Șevciuc*, profesoară, grad didactic superior, IPLT „Victor Suhomlinski”, Edineț.

Lector: *Valentina Șmatov*

Desene: *Aliona Timuța*

Imagini: [www.shutterstock.com](http://www.shutterstock.com)

Machetare computerizată: *Adrian Grosu*

Copertă: *Dragoș Popa*

Redactor tehnic: *Zoe Ciumac*

Editura se obligă să achite deținătorilor de copyright, care nu au fost contactați, costurile de reproducere a imaginilor folosite în prezenta ediție.

- © Editura Arc, 2019
- © Editura Prut Internațional, 2019
- © Iulia Ignatiuc, Lara Aladin, Ana Muntean, Ludmila Foca, Dina Puiu, 2019

Editura Arc, str. G. Meniuc nr. 3, MD 2009, Chișinău;

tel.: (+373 22) 73-36-19, 73-53-29; fax: (+373 22) 73-36-23;

e-mail: [info.edituraarc@gmail.com](mailto:info.edituraarc@gmail.com); [www.edituraarc.md](http://www.edituraarc.md)

Descrierea CIP a Camerei Naționale a Cărții

**English. Pupil's Book** : Level A1 / Iulia Ignatiuc, Lara Aladin, Ana Muntean [et al.]; comisia de evaluare: Daniela Munca-Afteniev [et al.]; Min. Educației, Culturii și Cercet. al Rep. Moldova. – [Chișinău] : Arc, 2019 (Tipogr. „Balacron”). – 112 p. : fig. color, tab.

25000 ex.

ISBN 978-9975-0-0333-9.

811.111(075)

E 57

# CONTENTS

## Unit 1 School Is Cool

Lesson One. Back to school.....	4
Lesson Two. My school .....	6
Lesson Three. School rules.....	8
Lesson Four. My favourite subject.....	10
Lesson Five. A school day .....	12
Lesson Six. The magic world of books .....	14
Lesson Seven. Be helpful .....	16
Let's Test Our Skills .....	18
Time for self-assessment .....	19

## Unit 2 Family and Friends

Lesson One. My big family .....	20
Lesson Two. An invitation to the village....	22
Lesson Three. A weekend in the village ....	24
Lesson Four. What does he look like?.....	26
Lesson Five. What is she like? .....	28
Lesson Six. A good friend .....	30
Lesson Seven. Christmas.....	32
Let's Test Our Skills .....	34
Time for self-assessment .....	35

## Unit 3 Sharing Impressions

Lesson One. A vacation in Sinaia.....	36
Lesson Two. Sports and competitions .....	38
Lesson Three. Christmas in the USA .....	40
Lesson Four. Would you like to visit the USA? .....	42
Lesson Five. Val talks about the USA .....	44
Lesson Six. Springtime.....	46
Lesson Seven. A surprise for mother .....	48
Lesson Eight. Making invitations .....	50
Lesson Nine. Andy is going to have guests ....	52
Let's Test Our Skills .....	54
Time for self-assessment .....	55

## The World We Live In Unit 4

Lesson One. What do you want to be?.....	56
Lesson Two. Andy's town .....	58
Lesson Three. Shopping.....	60
Lesson Four. Great Britain.....	62
Lesson Five. The sights of London.....	64
Lesson Six. The animal world .....	66
Lesson Seven. Are you ready for fun? .....	68
Lesson Eight. Summer vacation .....	70
Let's Test Our Skills .....	72
Time for self-assessment .....	73

Project. Unit 1. My School .....	74
Project. Unit 2. My Big Family.....	75
Project. Unit 3. Discover the USA.....	76
Project. Unit 4. My Pet.....	77
My self-assessment sheet.....	78
Transcripts.....	80
English for Enjoyment .....	87
Phonics.....	95
List of irregular verbs .....	98
List of proper names .....	98
Vocabulary .....	99



## 1 Let's learn.

## School


School bells are ringing, loud and clear  
Vacation is over, school is here.

We take our pencils and our books  
And say goodbye to fields and brooks,

To carefree days of sunny hours,  
To birds and butterflies and flowers.

When autumn comes and the weather is cool,  
Nothing can take the place of school.

Winifred C. Marshal



## 2 Listen and repeat.

## Greetings

Hello! It's good to see you.  
I am glad to see you.  
Hi, how are you?

## Responses

Good to see you too.  
Me too.  
Great, thanks. And you?

## 3 Read and role play.

**Andy:** Hello, Sandy. It's good to see you.

**Sandy:** Hi, Andy. Good to see you too. How are you?

**Andy:** Great, thanks. And you?

**Sandy:** Fine, thank you. Did you have fun in the summer?

**Andy:** Yes, I did.

## 4 Let's talk.

Hello!

Hi!

It's good to see you.

Good to see you too.

How are you?

Fine, thank you.

How was your vacation?

It was great!

# Back to school

5 Write the words and the word combinations in the right column.

## Summer time

## School time

go to the seaside    sunbathe    ride a bike    go to school  
have fun    go to bed early    play games    have lessons    go fishing  
eat fruits and vegetables    get up early    read books  
write exercises    go to a summer camp



6 Listen and answer the questions.

7 In pairs, ask and answer questions.

Did you have fun in the summer?

Yes, I did.

No, I didn't.

8 Let's sing.

I'm going back.  
You're going back.  
We're going back, back to school.  
My sister's going back,  
My brother's going back,  
Even my teacher's going back to school.

Go to page 80

## 1 Let's learn.

*canteen**playground**gym**teachers' room*2 Read the sentences about your school and say **True** or **False**.

1. My school is large and new.
2. There are three English classrooms in it.
3. The teachers' room is on the ground floor.
4. The gym is on the second floor.
5. There is a canteen on the ground floor.
6. There are two computer classrooms on the first floor.
7. There is a library on the second floor.



## 3 Listen and agree or disagree.



# My school

**4** Work in groups. Make a list of the rooms in your school.

*Our school*

Second floor

First floor

Ground floor



**5** Listen to the questions about your school and answer them.

**6** Read about Sam's school. Do you like it?



The name of my school is Sugarland. It is in Washington, D.C. It is a very good school. It is located in a green area, away from the noise of the city. My school is not very big, it has only a ground floor and a first floor. There is a big playground for us to play. There are large classrooms in my school.

**7** In pairs, talk about your school.

What is the name of your school?

Where is it located?

Is it big or small?

Is there a playground?

Are there classrooms on the ground floor?



**8** Write five sentences about your school.

1 Let's learn.



2 In pairs, make a list of your classroom rules.



3 Listen to the text and answer the question.

Do you think Sandy is late now?

4 Read and agree or disagree.



It is 9 o'clock in the morning. The pupils are in the classroom. They are having a lesson. Andy is sitting alone. His deskmate Sandy is not in the classroom. He is **usually** late. He **often** oversleeps. When he comes to school late, he says, "I am sorry I am late." And every time he promises to come to school on time.

1. It is nine o'clock in the morning.
2. The pupils are in the gym.
3. Andy often oversleeps.
4. Sandy is not in the classroom.
5. Sandy feels sorry when he comes on time.

## School rules

### 5 Speak about yourself.

When do you usually come to school?  
Are you sometimes late?  
Do you often go to the library?  
Do you have English every day?

usually  
sometimes  
often  
every day

### 6 Look and say what you usually do and don't do at school.



swim



run



greet




sleep



fight



draw



read

### 7 Arrange the words into sentences.



















1. draw We at school sometimes
2. greet We every morning our teachers
3. don't run in school We usually
4. at the lessons don't sleep We

### 8 Write five sentences about the things you usually do and don't do at school.



## 1 Let's learn.

Romanian  
English  
maths  
history  
science  
IT  
music  
PE  
technology  
art

<b>School timetable</b>		Name: <b>Sam</b>				
	Monday	Tuesday	Wednesday	Thursday	Friday	
9.00 - 10.30	English 	maths 	history 	English 	science 	
<b>Break</b>						
11.00 - 12.30	maths 	IT 	science 	maths 	English 	
<b>Lunch time</b>						
1.30 - 3.00	PE 	music 	PE 	drama 	art 	
After school	football 	X	piano 	X	swimming 	

## 2 Look at the timetable and answer the questions.

1. When do lessons begin?
2. What lessons does Sam have on Tuesday?
3. How many lessons a day does he have?
4. When does he have English?
5. What afterschool activities does he have?

## 3 In pairs, compare Sam's timetable with your timetable.

Sam begins his lessons at 9 o'clock.

We begin our lessons at ... o'clock.



## 4 Why is English important? Listen and choose the correct answers.

You can understand English songs.

You can find friends online.

You can talk to people from different countries.

You can do sums.

You can play football.

You can travel.

## My favourite subject

### 5 Read and say what Andy's favourite subject is.

good – better

**Vicky:** Do you have many lessons tomorrow?

**Andy:** Yes, I have maths, Romanian, history, English and music.

**Vicky:** Did you do your homework yesterday?

**Andy:** Sure. I did English first.

**Vicky:** I know English is your favourite subject.


**Kate:** It's my favourite subject too. I think it is very important to know English. You can talk to people from different countries.

**Andy:** And you can learn the computer better. It also helps to understand English songs and to find friends online.

**Vicky:** My favourite subject is maths.

**Kate:** And you are good at it.

**Vicky:** Thank you, Kate.



### 6 In pairs, talk about school subjects. Use the words below.

*interesting*

*boring*

*difficult*

*easy*

*important*

*I like maths. I think it is easy. Do you like maths?*

*No, I think maths is difficult. I like history.*

### 7 What do you do at these lessons? Read and match.

music  
science  
English  
art  
maths  
PE

We listen, speak, read and translate.

We sing merry songs.

We count and do sums.

We run, jump, and play games.

We draw and paint.

We learn about nature.

### 8 Write five sentences about your favourite subjects.



### 1 Let's learn.



### 2 Read the conversation and say if you like the children's game.

#### Why? / Why not?

**Andy:** Let's play a game! I'm your teacher Mr Dream.

**Kate:** You are a funny teacher, Mr Dream.

**Andy:** Sit down, please. Who is on duty today?

**Sandy:** I'm on duty, Mr New Teacher.

**Andy:** Clean the board, please.

**Sandy:** How boring!

**Andy:** Here is your homework.

**Nick:** Our homework? No, thank you, Mr Dream. Now you are the teacher, Stacy.



**Stacy:** OK. Sandy, is that a pencil case on your desk?

**Sandy:** No, it isn't. It's my new phone.

**Stacy:** A phone? Bring it to me.

**Sandy:** No, it's my phone. Who's the new teacher now?

**Teacher:** I am the teacher now. Sorry, I am late.

### 3 Read again. Agree or disagree.

1. The pupils are in the school yard.
2. The teacher is late.
3. The pupils are sad.
4. 'Mr Dream' is a funny teacher.
5. Sandy likes cleaning the board.

No, they are in the classroom.

It's true.

6. Sandy's phone is in his bag.
7. The pupils don't like their game.

# A school day



**4** Listen and repeat. *What time is it?*



It's seven o'clock.



It's seven thirty.



It's seven forty-five.



It's nine ten.




**5** Arrange the pictures and speak about Peter's morning.



gets up



has breakfast



goes to school



makes his bed



washes his face  
brushes his teeth



puts on his coat



begins the lessons



**6** Listen and say what Fred does at:

7:00

7:30

8:00

8:30

10:15

3:30



**7** Listen again and answer the questions.

- How old is Fred?
- Where does he live?
- Does he have milk for breakfast?
- Does he go to school by bus?
- Why does he walk to school?
- How many lessons does he have before lunch?
- How many lessons does he have after lunch?

1 **Let's learn.**

She has **some** books in English.  
Do you have **any** books in English?  
We don't have **any** books in English.



2 **Look at the picture, listen and say Yes or No.**



3 **Answer the questions.**

Do you have a library in your school?  
Are there any books in English?  
Are there any books in German?

Are there any computers in your library?



4 **Listen and read. Say why Andy is sorry.**

**Andy:** Guess what I have, Vicky!

**Vicky:** Is it a puzzle?

**Andy:** No, it's a book. It's *Alice in Wonderland* by Lewis Carroll. He is an English writer.

**Vicky:** There are **some** beautiful pictures in it. Look, there is a rabbit in white gloves. How funny!

**Andy:** Yes, it is. It's a pity we don't have **any** English books at home.

**Vicky:** Let's buy **some**.



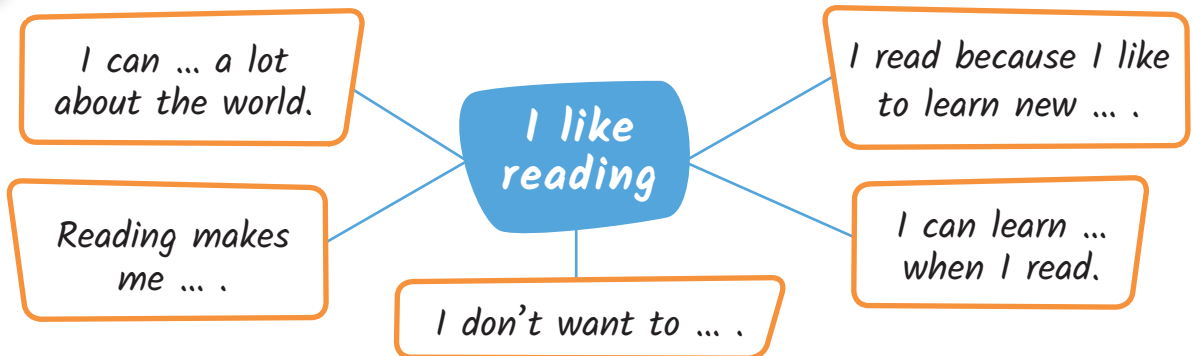
## The magic world of books

- 5** Here is the beginning of *Alice in Wonderland*. Read and find the characters in the picture above, page 14. Describe them.

Alice was very tired. She wanted to read her sister's book, but it was boring. There were no pictures in it. Suddenly she saw a white rabbit with pink eyes. Alice liked his black coat and white gloves. She ran after him...



- 6** Listen. What word is missing?



- Listen again and say why the children like reading.

- 7** Let's talk.




- 8** Choose and write **some** or **any**.

1. Do you have \_\_\_\_\_ books at home?
2. I don't have \_\_\_\_\_ books in German.
3. She has \_\_\_\_\_ picture books.
4. I know \_\_\_\_\_ poems by Grigore Vieru.
5. Does Andy know \_\_\_\_\_ English writers?

## 1 Let's learn.

A LOT OF



apples  
plums  
carrots  
nuts

*There are a lot of plums. There aren't many nuts*



cheese  
juice  
jam  
tea

*There is much cheese. There is a lot of juice.*

## 2 Look, choose and say.

1. There are / There aren't a lot of vegetables in the fridge.
2. There are / There aren't many carrots in the fridge.
3. There is / There isn't much yougurt.
4. There is some / There isn't any cheese.
5. There are some / There aren't any bananas.
6. There are a lot of / There aren't many tomatoes.
7. There are / There aren't many apples.
8. There are some / a lot of eggs.



## 3 Let's talk.

*Do you eat much ice cream?*

*No, I don't. I eat a lot of fruits.*

*Do you eat many apples?*

*No, not many. But I drink much apple juice.*



# Be helpful

## 4 Read and answer the questions.

### Old Apple-Seed John

Once there was an old man. He lived in a little house. He was kind and helpful. He loved people and people loved him.

*What can I do to make people happy? What can I do for them?*



#### Why did the man like people?




Old John liked apples. He ate apples and saved all the seeds and put them into a bag.

#### Why did he save the apple seeds?

One day, Old John locked the door of his little house and went away. He carried a bag of apple seeds on his back. All summer he planted the apple seeds along the roads.



#### What did he do all summer?



Fine trees grew from the seeds which he planted. Every autumn they gave many apples. People often stopped to eat some apples and to sit under the beautiful apple trees. They all thanked Old Apple-Seed John.

#### Why did people thank Old Apple-Seed John?

## 5 Read again and say *True* or *False*.

1. Old John lived in a palace.
2. Everybody liked him.
3. Old John wanted to help people.
4. He didn't like apples.
5. He planted pear trees.
6. People stopped to eat some apples.
7. People thanked Old John for his apples.

## 6 How can you help people? Write three sentences.

**1 Can you say where you do the following?**

- When you are at school, you eat at the \_\_\_\_\_.
- You have lessons in the \_\_\_\_\_.
- Sometimes your schoolmates and you play on the \_\_\_\_\_.
- You go to the \_\_\_\_\_ for the PE lesson.
- Teachers meet in the \_\_\_\_\_.
- If you want to borrow a book, you go to the school \_\_\_\_\_.

**2 Can you guess what his/her favourite subject is?**

- Ann likes singing. Her favourite subject is \_\_\_\_\_.
- Stacy likes running. Her favourite subject is \_\_\_\_\_.
- Mary is good at drawing. Her favourite subject is \_\_\_\_\_.
- Max likes reading books about the animal world. His favourite subject is \_\_\_\_\_.
- Dan likes reading history books. His favourite subject is \_\_\_\_\_.

**3 Can you write a story about what Kate does every morning?**

- 07:00 *get up*      07:05 *brush her teeth*      07:15 *make her bed*  
 07:25 *have breakfast*      07:45 *put on her coat*      08:00 *go to school*

**4 Can you choose the right word to complete the sentences?**

**A** Sam has \_\_\_\_\_ history books.  
 I don't have \_\_\_\_\_ history books.  
 Do you have \_\_\_\_\_ history books?

*some*








**B** There are \_\_\_\_\_ children in the library.  
 They have \_\_\_\_\_ English books on their desks.  
 There aren't \_\_\_\_\_ German books there.

*any*

**C** We don't have \_\_\_\_\_ bananas in the fridge.  
 We have \_\_\_\_\_ eggs.  
 They have \_\_\_\_\_ milk.  
 We don't have \_\_\_\_\_ oranges.

*much*

**5 Can you describe the rabbit from the story *Alice in Wonderland*?**

<p>1. I can write sentences about myself.</p>	<p><i>every day</i>      <i>sometimes</i> <i>often</i>      <i>usually</i></p> <p>1. I _____ come to school on time. 2. _____ I stay late at school. 3. I have five lessons _____. 4. I _____ go to the library.</p>	
<p>2. I can speak about my school subjects.</p>	<p>1. history 2. science 3. English 4. arts 5. maths</p> <div style="border: 2px solid orange; padding: 10px; display: inline-block; margin-left: 20px;"> <p>interesting important difficult boring</p> </div>	
<p>3. I can write what I do every morning.</p>	<div style="display: grid; grid-template-columns: 1fr 1fr; gap: 20px;"> <div style="text-align: center;">  _____         </div> <div style="text-align: center;">  _____         </div> <div style="text-align: center;">  _____         </div> <div style="text-align: center;">  _____         </div> </div>	

1 Let's learn.



daughter  
son

granddaughter  
grandson

parent  
grandparent

niece  
nephew

2 Look at the family tree and complete the sentences.

1. Matei is Andy's \_\_\_\_\_.
2. Andy is Maria's \_\_\_\_\_.
3. Silvia is Vicky's \_\_\_\_\_.
4. Vicky is Silvia's \_\_\_\_\_.
5. Diana is Vicky's \_\_\_\_\_.
6. Alex is George's \_\_\_\_\_.
7. Vicky, Andy and Val are Alex's \_\_\_\_\_.



3 Listen to the song. Choose the correct answer. The song is about:

1. a family tree
2. a family holiday
3. a family business

# My big family



## 4 Listen and sing.

The family tree, the family tree  
We are all part of the family tree  
I am a grandson and a cousin.  
I am a nephew and a son.  
I am a brother and I am ME  
The family tree, the family tree.  
Can you find me on the family tree?

...

▶ Go to page 82

## 5 Complete the poem. Read it.

We are \_\_\_\_\_ and \_\_\_\_\_,  
And we go to school.  
We help one another,  
This is a good rule.

mother  
father  
sister  
brother

We help our \_\_\_\_\_  
When she washes or cooks.  
Together with \_\_\_\_\_  
We like to read books.



## • Listen and check.

## 6 In pairs, ask and answer the questions.

Do you have any sisters or brothers?  
Do you help one another?  
How do you help your parents?  
What do you like to do together with your family?



## 7 Use the words below to complete the sentences.

*go get up walk gets up likes like*

Alex and his family \_\_\_\_\_ to the seaside in summer. They usually go there for two weeks. His father and mother \_\_\_\_\_ early. Alex \_\_\_\_\_ at nine o'clock in the morning. They all go to the beach. Alex \_\_\_\_\_ swimming, his mother and father \_\_\_\_\_ playing netball. In the afternoon they \_\_\_\_\_ along the beach.



### 1 Let's learn.



Shall we go fishing?

Shall I make some sandwiches?

That's a good idea!  
We'll catch a lot of fish!



I can help you.  
I'll cut the bread and wash the vegetables.

### 2 Read and say if the Stans are happy. Why?

**Mr Stan:** Get up! We have a surprise for you.

**Vicky:** A surprise?

**Mrs Stan:** Here's a letter from Aunt Diana and Uncle Mihai.

**Andy:** What is it about?

**Mr Stan:** It's an invitation to spend the weekend with them.


**Vicky:** Hurray! We'll see our cousin Alex.

**Andy:** We'll have a lot of fun in the village.

**Vicky:** Shall we go there by car?

**Mr Stan:** I think so.

### 3 In groups, talk about what Andy and Vicky will take to the village. Each can choose only 3 things.



a camera



a doll



a box of chocolates

### 4 Talk about five things you will do before visiting your cousins in the village.

## An invitation to the village

### 5 Read and think of a title.

TITLE

Andy's family are going to visit their relatives in the village. They are going to spend the weekend there. Mother is going to buy a box of chocolates as a present for Aunt Diana. Andy is going to take his camera and his favourite book. Vicky is going to take her new puzzle and show it to her Aunt Diana.

They will take a bottle of water and some hamburgers in case they get hungry and thirsty. Father will drive the car.

### 6 Read and complete the dialogue.

**Andy:** Can you help me pack my things, Vicky?

**Vicky:** Sure. Shall I give you the camera?

**Andy:** Yes, please.

**Vicky:** \_\_\_\_\_.

**Andy:** Yes.

**Vicky:** \_\_\_\_\_.

**Andy:** Sure.



### 7 Say what Andy is not going to do.

1. Andy / **stay** at home.

2. He / **see** his friend.

3. He / **play** football.

4. He / **ride** his bike.

5. He / **write** a test.

6. He / **take** his robot.

### 8 Talk to your deskmate about the future. Use **will** or **won't**.

*In the year 2050, children **won't** go to school.*

Teachers \_\_\_\_\_ be robots.

People \_\_\_\_\_ read books.

People \_\_\_\_\_ live on the Jupiter.

Everybody \_\_\_\_\_ have a personal computer.

### 1 Let's learn.

cabbage



apricots

cherry – cherries  
strawberry - strawberries



peppers




cherries



garlic




strawberries



beets



onions



peas

### 2 Write the names of fruits and vegetables under the right title.

Many

Much

### 3 Let's talk.

What fruits  
do you like?

I like ....  
And you?

What vegetables  
do you like?

I like ....

### 4 Find the answers to the riddles.

1) The outside is a shell,  
The inside is meat,  
It grows on a tree,  
And is good to eat.

2) A little, little man,  
In a red, red coat,  
A stick in his hand  
And a stone in his throat.

3) Little old uncle, dressed in brown;  
Take off his coat,  
How the tears run down!



## A weekend in the village

### 5 Read and role-play.

**Mrs Plop:** Shall we have tea in the garden?

**Mrs Stan:** That's a good idea! The weather is wonderful.

**Vicky:** Here are some chocolates for you.

**Alex:** Thank you! These are my favourite chocolates!

**Mrs Plop:** Alex, will you bring the cake?

**Vicky:** Shall I bring some strawberry jam?

**Mrs Plop:** Sure, you can bring some apricot jam too. And I will get the tea ready.



**Mr Plop:** Shall I wash some apples and pears?

**Mrs Plop:** And don't forget the grapes.

### 6 Read again and say who makes the following suggestions.

Shall we have tea...?

Shall I bring...?

Shall I wash...?

### 7 Read the statements and use the clues to respond to them as in the example.

**Example:** There are few trees in our park.  
Shall we plant more trees?

1. There isn't much food for animals in winter.
2. These bird houses are old.
3. The banks of the river are not clean.
4. Our dog feels bad.
5. The picnic was wonderful! We can't leave the paper bags here.

*make new bird houses  
take them with us  
leave food in special places  
plant more trees  
take it to the vet  
clean the banks*

## 1 Let's learn.

What does he / she look like?  
He is tall. She is pretty.

Andy



tall, thin

Vicky



short

Hannah



tall, slim

Lily



straight  
hair

Gail



curly  
hair

Tina



short  
golden hair

Pat



oval  
face

Pam



round  
face

John



hazel  
eyes

## 2 Read. Look at the pictures in Exercise 1 and find the children.

*I am ten. I am tall and slim.  
I have a round face and short  
hair. My nose is small and I  
have big blue eyes.*

*I am nine. I am strong.  
I have short brown hair  
and big hazel eyes.  
My mouth and nose  
are small.*

*I am eleven.  
I am not very tall. I have  
short, black curly hair. My face  
is round. I have big brown eyes  
and a pretty nose.*

*I am eight. I am short and  
thin. I have long brown hair  
and big brown eyes. My face  
is round. My nose and mouth  
are pretty.*



# What does he look like?

## 3 Look and complete the sentences.



This is Tania. She is \_\_\_\_\_. Her hair is \_\_\_\_\_ and \_\_\_\_\_. Her eyes are \_\_\_\_\_. She is pretty.



This is Dan. He is \_\_\_\_\_. His hair is \_\_\_\_\_ and \_\_\_\_\_. His eyes are \_\_\_\_\_. He is smart.



## 4 Listen and complete Egor's profile.

Name \_\_\_\_\_  
 Age \_\_\_\_\_  
 City \_\_\_\_\_  
 Hobby \_\_\_\_\_  
 Appearance \_\_\_\_\_  
 \_\_\_\_\_

## 5 Look at the picture and describe Egor and his friend Farah.



## 6 In pairs, ask and answer the questions.

What is your best friend's name?  
 What does your friend look like?  
 What is your friend's hobby?

## 7 In the wordsearch, find the words that describe appearance. Write them down.

S	T	A	L	L	G	R	E	E	N
H	H	S	T	R	A	I	G	H	T
A	A	L	O	N	G	B	L	U	E
I	Z	P	S	H	O	R	T	I	H
R	E	R	O	U	N	D	B	J	A
O	L	E	D	C	U	R	L	Y	I
V	V	T	A	H	F	A	C	E	R
A	T	T	R	A	C	T	I	V	E
L	X	Y	K	U	N	A	M	E	A

1 Let's learn.

What is Liz like?  
She is **helpful**.

What is Bob like?  
He is **devoted**.

What are the Browns like?  
They are very **friendly** and **generous**.



2 Read and say if Amy is a devoted friend.

**A friend in need**

Amy and Betty are having an art lesson. They are drawing a tree. The girls have a lot of coloured pencils. Amy colours the leaves of her tree green. Betty doesn't have a green pencil and she can not colour the leaves.

May I borrow your green pencil, Amy?  
You may, but don't colour too many leaves.



Betty doesn't borrow Amy's pencil. She colours the leaves of her tree blue.



The tree is lovely, but why are the leaves blue?



Betty doesn't say anything. Amy blushes.



# What is she like?

**3** Look at the picture and describe Amy and Betty.



**4** Read and say **True** or **False**.



1. Amy and Betty are pupils.
2. Betty borrows Amy's pencil.
3. They are having maths.
4. Betty is drawing a flower.
5. Amy is drawing a tree.
6. Betty has a green pencil.
7. Amy colours the leaves green.
8. Betty blushes.

**5** In pairs, ask and answer the questions.

1. Where are Betty and Amy?
2. What lesson are they having?
3. What are they drawing?
4. Why does Betty ask for a green pencil?
5. Why doesn't she borrow Amy's pencil?
6. Why does Amy blush?

**6** In pairs, make up dialogues.

*May I borrow your book?*  
*Yes, you may.*  
*May I play a computer game?*  
*No, sorry.*

Andy		Mrs Stan	
 <p>May I</p>	<p>give Stacy my bike?                      go for a walk with Sam?                      cook dinner today?                      watch this film too?                      play computer games?</p>	<p>Yes, you may.                      No, sorry.</p>	<p>It's for adults only.                      Only tell her to take care.                      It's too late.                      What are you going to cook?                      Only don't stay long.</p> 

**7** Fill in the gaps with **can** or **may**.

1. You \_\_\_\_\_ take my pen.
2. \_\_\_\_\_ you draw a horse?
3. He \_\_\_\_\_ play the piano.
4. \_\_\_\_\_ I go home?
5. She \_\_\_\_\_ speak English.
6. \_\_\_\_\_ I come in?

## 1 Let's learn.

be sick  
cough  
sneeze  
runny nose  
sore throat  
medicine



## 2 Listen and say what the doctor recommends.

You should  
take  
medicine.

You should  
ride your bike.

You should  
stay in bed.

You shouldn't  
go out.

You should  
make  
a snowman.

## 3 Read and say if Andy is a good friend. Why?

## A good friend

Sandy is very unhappy. He is sick. He caught a cold and is in bed now. He has a sore throat and a runny nose. He sneezes and coughs all the time. He is very sad. He should stay in bed and not play games. Sandy thinks of Andy who is at school now learning new things. Sandy feels miserable. He misses his friends and school.

Suddenly he hears a knock at the door.

- Who's there? Sandy asks in a weak voice.
- It's me. May I come in?

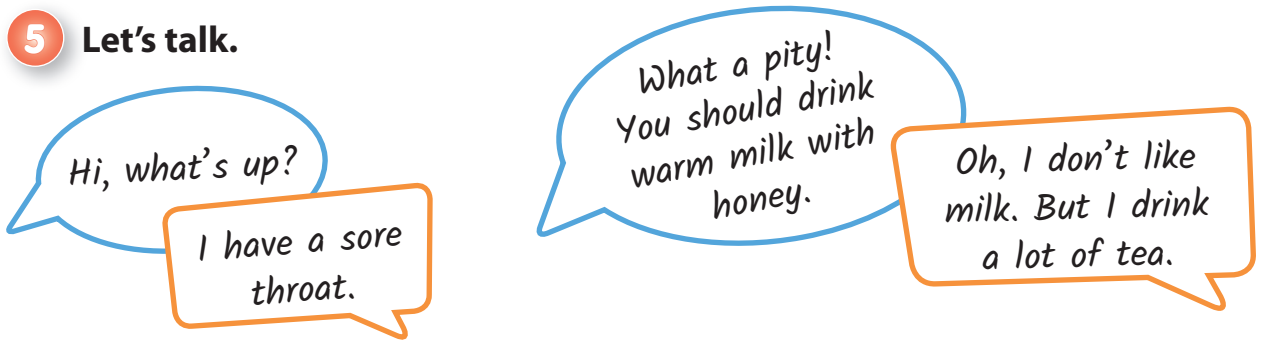
Sandy is glad to hear Andy's friendly voice.

## 4 Ask and answer the questions.

1. Why is Sandy sad?
2. What does he do all the time?
3. What should he do?
4. Who is Sandy thinking of?
5. Who does Sandy miss?
6. Why does he feel better?

# A good friend

## 5 Let's talk.



## 6 Find the rhyming words and read the poem.

### Mr Lazy chant

He should feed his cat.  
 He should clean his \_\_\_\_\_.  
 But he can't because he's Mr Lazy.  
 He should read a book.  
 He should learn to \_\_\_\_\_.  
 But he can't because he's Mr Lazy.

flat  
 house  
 sing  
 cook



## 7 Fill in the blanks with *should* or *shouldn't*.

- Mary has a sore throat. She \_\_\_\_\_ eat ice cream.
- Andy is hungry. He \_\_\_\_\_ have lunch.
- The children are tired. They \_\_\_\_\_ play computer games all day.
- Sandy is late. He \_\_\_\_\_ get up earlier.
- Mary \_\_\_\_\_ stay at home all day.
- Nick coughs all the time. He \_\_\_\_\_ see a doctor.
- Ann is not sick. She \_\_\_\_\_ see a doctor.

## 8 Match the words and write the word combinations.

be	↔	sick
feel	↔	in bed
sore	↔	friends
runny	↔	good
see	↔	throat
stay	↔	a doctor
miss	↔	nose

## 9 Make up four sentences with word combinations from Exercise 8.



1 Let's learn.

2 Listen and decorate your Christmas tree.



3 Read and say what English and American people do at Christmas.



*Do you know that...*

...English and American people celebrate Christmas on 25 December. It is a religious holiday, the birth of Jesus Christ. People decorate their homes and usually have a Christmas tree.

On Christmas Eve, children hang a Christmas stocking in their rooms. On Christmas night, Father Christmas comes and fills it with chocolates and small presents. He travels in a sleigh pulled by eight reindeer that can fly.



4 Fill in the dialogue. Use words from *Do you know that...*

**A:** When do English and American people \_\_\_\_\_ Christmas?

**B:** On 25 \_\_\_\_\_.

**A:** Do they \_\_\_\_\_ their homes?

**B:** Yes. They usually have a Christmas \_\_\_\_\_. Do you know where English and American children find their \_\_\_\_\_?

**A:** In Christmas \_\_\_\_\_.

# Christmas

## 5 Read and say what presents Peter and Dan have.



It is Christmas Eve. It is Dan's first Christmas in England.

**Peter:** Look, Dan! Here's my stocking. It's for my presents from Father Christmas.

**Dan:** Where will you hang it?

**Peter:** By my bed. I also have a stocking for you.

**Dan:** Thank you. You are so kind.



It is Christmas Day. Dan and Peter are in the living-room. They are talking about their presents.

**Dan:** I have so many chocolates, candy canes, and... what's that? Oh, it's a mobile phone. It's just what I wanted.

**Peter:** What a surprise! I have a Tablet from Father Christmas.

## 6 Unscramble the sentences. Make a Christmas wish and respond.

1. you Christmas wish a I Merry

2. you Thank

3. same you to The

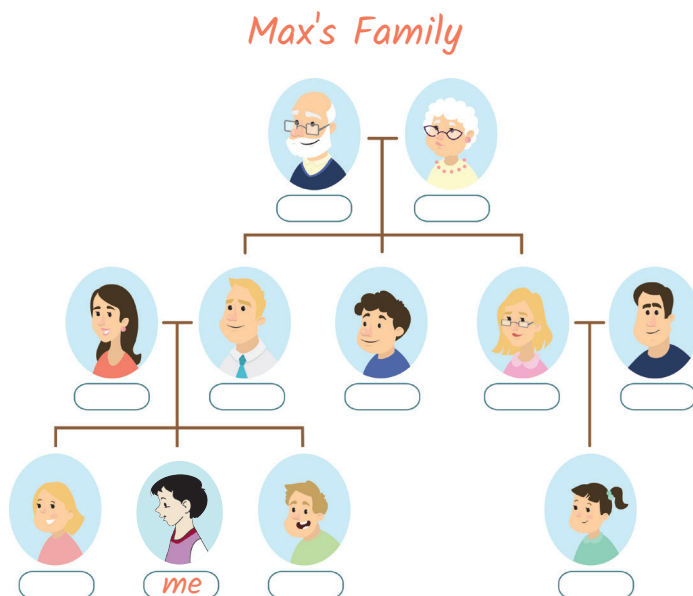
## 7 Look at the pictures and find the differences.



## 8 Make a Christmas card for your family.

### 1 Can you write the names under the pictures?

Hello! My name is Max and this is my family. My sister's name is Helen. My brother's name is John. My mother's name is Stacy and my father's name is Mike. My grandparents are Lucy and Philip. My grandparents are Lucy and Philip. My father has a sister and a brother. His sister's name is Nina. She is my aunt. His brother's name is Boris. He is my uncle. I have a cousin. Her name is Kate.



### 2 Can you guess who is who?



Tom is thin. He has short brown hair. His nose is small. He has hazel eyes.

Liz is not very tall. Her face is oval. She has long dark hair. Her eyes are dark.



Alice has long blond hair and blue eyes. Her face is oval. Her nose and mouth are pretty.

Bill is tall and thin. He has an oval face. His hair is curly and golden.



### 3 Can you use *much* and *many*?


1. There are \_\_\_\_\_ fruits on the table.
2. There is \_\_\_\_\_ milk.
3. There is \_\_\_\_\_ water.

4. There are \_\_\_\_\_ vegetables.
5. There are \_\_\_\_\_ chocolates.
6. There is \_\_\_\_\_ sugar.

**4 Can you say what they are like?**

1. Amy always helps people. She is very \_\_\_\_\_.
2. Mike often makes presents. He is \_\_\_\_\_.
3. I like to visit Nick's family. They are all very \_\_\_\_\_.
4. My dog is a \_\_\_\_\_ friend.

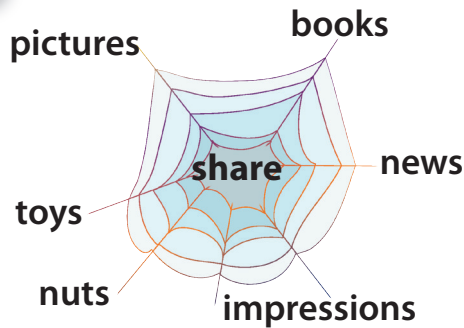
**5 Can you make a Christmas wish?**



**Time for self-assessment**

<p>1. I can describe my friend.</p>	<p>My friend is _____. He / She has _____.</p> <p>His/ Her _____ is _____.</p> <p>He / She is _____.</p>	
<p>2. I can ask polite questions.</p>	<ol style="list-style-type: none"> <li>1. You want to borrow your friend's book.</li> <li>2. You want to play a game.</li> <li>3. You want to go out.</li> <li>4. You want to visit your cousin.</li> </ol>	
<p>3. I can make recommendations.</p>	<p>A: I am so tired.                      B: You _____.</p> <p>A: I am thirsty.                        B: You _____.</p> <p>A: I have a runny nose.              B: You _____.</p> <p>A: I am sad.                                B: You _____.</p>	

## 1 Let's learn.



## 2 Look at the spidergram and make up sentences.

*I share my pictures with my younger brother.*

*My friends and I share impressions of our vacation.*



## 3 Listen and say what the children are sharing.

## 4 Read the letter and answer the questions.

New Message \_ \* X

---

To Cc Bcc

---

Subject

---

Dear Val,

We are having a splendid winter here in Moldova. It is cold and there is much snow.

I am back at school now. It is so nice to be with my classmates and teachers. We are still sharing our impressions of the winter vacation. Everybody in the class has pictures to show. I showed some pictures I took in Sinaia. They are really good. All my friends liked them. The mountains and forests are so beautiful. They look great.

And you, Val? Is the winter cold in San Francisco? Did you see any places of interest there? Could you send me some pictures from there?

I miss you, dear brother.

Love from Vicky, Mum and Dad.

Yours,  
Andy

Send
🗑️ | ▾



## A vacation in Sinaia

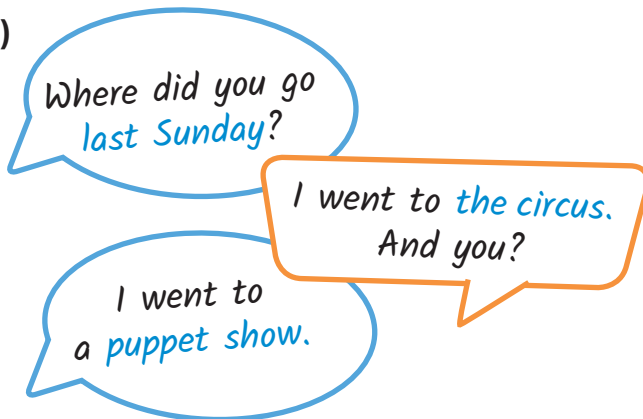
1. Who is the author of the Email?
2. Who does he write to?
3. Who is Val?
4. Where is Val now?
5. Where is Sinaia?
6. Who is the Email for?

### 5 Read again and choose the correct answer.

1. Andy and his friends are sharing impressions of *summer* / *winter* vacation.
2. Andy and his family were in *San Francisco* / *Sinaia*.
3. Andy is *happy* / *unhappy* to be with his classmates and teachers.
4. Andy's pictures are *good* / *bad*.

### 6 Let's talk.

a)




b)



### 7 Read and choose the right form.

Sandy *know* / *knows* a lot of interesting stories. He *like* / *likes* to share them with Timmy, his younger brother. Timmy *enjoy* / *enjoys* them. In the picture, Sandy *is telling* / *tells* him about Coca Cola. At first, it *is* / *was* a medicine. In 1886, an American doctor *gives* / *gave* it to his patients. Later, another doctor *start* / *started* to sell it as a drink. People *likes* / *liked* it. Today Coca Cola *is* / *was* a very popular drink.



### 8 What do you like to share?

**1 Let's learn.**



*boxing*



*cycling*



*hockey*



*skating*



*fishing*



*skiing*

**2 In pairs, make a list of your favourite sports.**

**3 Read and say if Andy's father is a good sportsman.**

The Stans had an exciting vacation in Sinaia. The weather was fine. It was cold but not very frosty. Everything was white with snow.

There were many sports competitions in Sinaia. The Stans took part in most of them. Andy's father was the first in the skiing competition. Andy and Vicky were proud of their father.

**4 Read again. Agree or disagree.**

1. The Stans didn't like their vacation in Sinaia.
2. The weather was good.
3. There were no competitions.
4. Andy's father took part in the skating competition.
5. His children were proud of him.

## Sports and competitions

### 5 Complete the sentences with *me, him, you, her, them*.

**Andy:** Father was the first in the skiing competition.  
*Example:* **Mother:** I am proud of **him**.  
**Andy:** **Me** too.

a) **Stacy:** Kate was the first in the swimming competition.

**Nick:** I am proud of \_\_\_\_\_.

**Stacy:** Me too.

b) **Ann:** Our boys won the hockey match.

**Helen:** I am proud of \_\_\_\_\_.

**Ann:** \_\_\_\_\_ too.

c) **Dan:** I was the best in the chess competition on Sunday.

**Kate:** I am proud of \_\_\_\_\_.

**Ann:** \_\_\_\_\_ too.

### 6 Work in pairs. Read the sports names. Group them into **winter** and **summer** sports.

football	jumping	skating
boxing	swimming	cycling
fishing	hockey	tennis
skiing	running	chess

### 7 Look and say what Peter is fond of. Can you solve his riddle?



### 8 In groups, talk about the last sport competition in your school.

1. When was it?

2. What sport competition was it?

3. How many pupils participated?

4. Did you participate?

5. Who was the winner?

6. Did you like the competition?

### 9 Write what your favourite sports are.


### 1 Let's learn.



A bus is fast.



A train is faster.



A plane is the fastest.

large – larger – the largest

old – older – the oldest

good – better – the best

bad – worse – the worst

many – more – the most

much – more – the most

### 2 Choose the right form and read the sentences.

1. Nights are *longer / the longest* in winter than in summer.
2. Days are *shorter / the shortest* in winter than in summer.
3. A mouse is *smaller / the smallest* than a cat.
4. Nick has *more / the most* books in English than in Romanian.
5. Andy is *older / the oldest* than Vicky.
6. In November the weather is *worse / the worst* than in May.
7. Two heads are *good / better* than one.

### 3 In pairs, discuss the answers to the questions.

1. What is the longest river in Moldova?
2. What is the largest city in Moldova?
3. What is the oldest fortress in Moldova?
4. What is the biggest village in Moldova?
5. What is the smallest church in Moldova?



*Do you know that...*

...there are fifty states in the USA. The largest state is Alaska, and the smallest state is Rhode Island.



## Christmas in the USA

### 4 Read Val's Email and translate the words in bold.



Dear all,

It was nice to get your Email. School is fine. I'm doing well in all my subjects. I have a lot of friends here. They are from different countries, but they all speak English. My best friend is from San Diego and he sometimes invites me to his place. Last month they invited me to celebrate Christmas with them. It was a very warm family party. We had **turkey, mashed potatoes**, vegetables and Christmas **pudding** for dinner. We went to see a football game in the afternoon. I'm sending some pictures in the attachment.

Hugs and kisses,  
Val



### 5 Answer the questions.

1. Does Val like school in the USA?
2. What language does he speak there?
3. Are all his friends from the USA?
4. Who invited Val to celebrate Christmas?
5. What did they have for Christmas dinner?
6. What did they do in the afternoon?

### 6 Let's talk.

We decorate our house.

How do you celebrate Christmas in your family?

We visit our grandparents.

We go to church.

We give and get presents.

We sing carols.

### 7 Choose the correct form. Write the sentences.

1. Val's friend *invited* / *invites* him to the Christmas party.
2. They *see* / *saw* a football game in the afternoon.
3. They *have* / *had* turkey, vegetables and pudding for Christmas dinner.
4. People *celebrate* / *celebrates* the birth of Jesus Christ at Christmas.
5. Val *send* / *sent* pictures from the USA in the attachment.



## 1 Let's learn.

Would you like  
to visit  
the USA?



Yes, I'd love to.  
I would like to  
see Washington  
and New York.

## 2 In pairs, make invitations and respond to them.

Would you like  
to go for  
a walk?

Would you like  
to go to the zoo  
today?

Would you like  
to play a game?

Yes, I would  
love to.

No, thank you.

## 3 Read and learn about the capital of the USA.

Washington, D.C. is the capital of the United States. It has wide streets, parks and beautiful buildings. These buildings tell the history of the United States. The White House is a very famous building in Washington. This is the home of the president. Washington is very special in spring. It is cherry blossom time.



## Would you like to visit the USA?


### 4 Choose the correct answer.

1. Washington, D.C. is the capital of \_\_\_\_\_.  
a) Romania      b) England      c) the United States
2. Cherry blossom time is in \_\_\_\_\_.  
a) winter      b) spring      c) autumn
3. The president lives in the \_\_\_\_\_.  
a) White House      b) Red House      c) Blue House
4. There are wide \_\_\_\_\_ in Washington, D.C.  
a) buildings      b) streets      c) trees
5. The White House is a very famous \_\_\_\_\_.  
a) tower      b) church      c) building




### 5 Listen and choose the right word.

George Washington became the first president / king of the USA in 1789. All his children / men respected him. He was a great / famous leader. He was honest and generous / devoted to his people.



George Washington

### 6 Interview your classmates and find out what cities they would like to visit.



	Yes	No
London		
Washington		
Rome		
București		
Moscow		
Kyiv		

## 1 Read and learn about places in San Francisco.



**Cable cars** are very popular in San Francisco. They can easily climb the hills of the city.



The **Golden Gate Park** is a favourite place for the people of San Francisco. It is big and extends to the ocean.



**The Golden Gate Bridge** is the symbol of San Francisco. It is about two kilometres long. It **connects** the city with the Pacific Ocean.



The **crookedest street** in the world is in San Francisco. It's Lombard Street on Russian Hill. It has eight bends.



**The Grand Canyon** is one of the most beautiful places in the USA. It is in Arizona State.

beautiful – **more** beautiful – the **most** beautiful  
 interesting – **more** interesting – the **most** interesting

## 2 Answer the questions.

- Why are cable cars popular in San Francisco?
- How long is the Golden Gate Bridge?
- What is the name of the crookedest street in the world?
- What is a favourite place for the people in San Francisco?
- Where is the Grand Canyon?
- How many bends does Lombard Street have?

## Val talks about the USA

### 3 Read and say **True** or **False**.

1. The crookedest street has five bends.
2. The Golden Gate Park is very big.
3. Russian Hill is in New York.
4. The Golden Gate Bridge is about 2 kilometers long.
5. Cable cars are very popular in London.



### 4 In groups, listen to the sentences and draw the picture of the town.

### 5 Read and say what impressed Val in the USA.

**Andy:** How did you like the USA, Val?

**Val:** It's a great country, much bigger than Moldova.

**Andy:** What impressed you most of all?

**Val:** Washington, D.C., the capital of the country, is a beautiful city, but I liked San Francisco more. It is one of the most interesting cities in the USA. It was cool to ride on the cable car. And I walked along the crookedest street in the world!

**Andy:** Wow! Did you see the Grand Canyon?

**Val:** Oh, yes. It is really, really, really fantastic!

### 6 Follow the example and make up sentences.

*Example:* The Golden Gate Park / most popular  
*The Golden Gate Park is the most popular place in San Francisco.*

1. The White House / most famous
2. Lombard Street / crookedest
3. The Grand Canyon / most beautiful
4. Cable cars / most popular

### 7 Look and say what places Andy and Vicky would like to see.

	The Grand Canyon	The Golden Gate Park	Lombard Street	The White House	The Statue of Liberty
Andy	X	X		X	
Vicky			X	X	X



### 1 Let's learn.

This is the season  
When snowdrops bloom,  
When nobody likes  
To stay in the room.

This is the season  
When birds make their nests,  
This is the season  
We all like best.



snowdrop

snowflake

fairy

petal

appear

drop

weather



### 2 Listen to the legend and say what it is about.

3

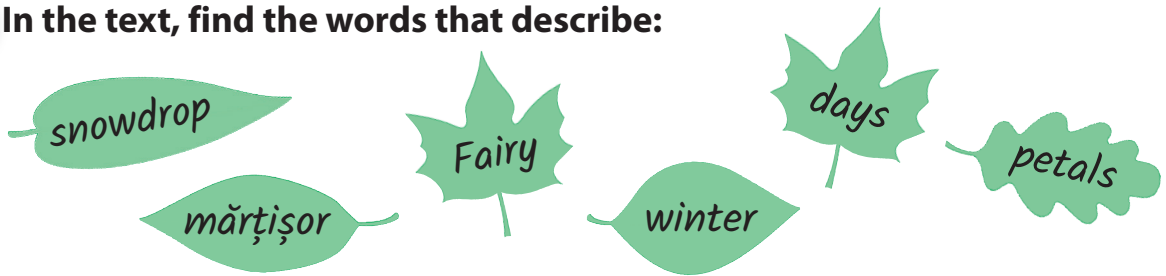
### In groups, put the parts of the legend in order and read it.



- But cold winter didn't want to go away. It **attacked** the snowdrop with snowflakes and winds.
- Spring came with warm days and flowers. The first snowdrop appeared from under the snow.
- Mărțișor became the symbol of spring. People wear red-and-white mărțișoare when spring comes.
- The red-and-white snowdrop **smiled** at the Fairy and at the sun.
- The good Fairy fought winter. A **drop of her blood** fell on the flower. One petal became red.



4 In the text, find the words that describe:



5 Look at the pictures. Read the names of the games. Do you play these games?



blind man's buff



hide-and-seek



tag



hopscotch

6 Ask questions to find out who in your class likes to play these games.

- Report to the class.

Do you like to play hopscotch?

7 Read and say what games you play.

**Sandy:** Andy, let's go out and play some games.

**Andy:** Shall we play hide-and-seek?

**Sandy:** We can't play it. We are only two.

**Andy:** Let's call Vicky and Angela.

**Sandy:** They are in the backyard playing hopscotch.

**Andy:** Let's go there.

8 Let's talk.

Let's go out and play.

Shall we play...?

Let's call....

### 1 Let's learn.

many    few    much    little

There **aren't many** apples.  
 There **isn't much** cheese.  
 There are **few** tomatoes.  
 There is **little** garlic.



### 2 Ask and answer questions. Use the picture and the words from the shopping list.

How many eggs are there?

There are a lot of eggs.

How much flour is there?

There is a lot of flour.

#### Shopping list

butter	grapes
cabbages	eggs
jam	apples
peppers	cheese
garlic	bread
tomatoes	milk
hot dog	flour

### 3 Read the dialogue. Say why Vicky and Andy want to make pancakes.

**Andy:** Hey, Mum will be home soon. Let's have a surprise for her.

**Vicky:** Great! What can we do?

**Andy:** Let's make some pancakes.

**Vicky:** That's a good idea! I like pancakes and Mum will be very pleased. What do we need?

**Andy:** We need some flour, sugar, salt, eggs, milk, and oil.

**Vicky:** Do we have everything we need?

**Andy:** Let's see. There is a lot of flour and sugar in the cupboard.

**Vicky:** But there is little milk and there are few eggs in the fridge.

**Andy:** OK. I'll buy some eggs and milk.

**Vicky:** Buy some ice cream too, please. Mum is very fond of it.

**Andy:** You too.

### 4 Read again and complete the chart.

some	little	few	a lot of
pancakes			

## A surprise for mother

### 5 Look at the picture and complete Mrs Stan's sentences.

- There was much milk.  
There is \_\_\_\_\_ milk now.  
There was much flour.  
There is \_\_\_\_\_ flour now.  
There were many eggs.  
There are \_\_\_\_\_ eggs now.  
There is little sugar now.  
There was \_\_\_\_\_ sugar.  
There was much jam.  
There is \_\_\_\_\_ jam now.  
There were no pancakes.  
Oh, but there are \_\_\_\_\_ pancakes now.

*a lot of   many   much   little   few*



### 6 Choose and write *How many* or *How much*.

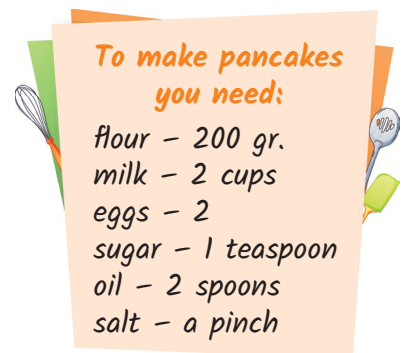
- |                             |                   |                    |
|-----------------------------|-------------------|--------------------|
| 1. How <i>much</i> jam?     | 4. _____ oil?     | 7. _____ pancakes? |
| 2. How <i>many</i> oranges? | 5. _____ bananas? | 8. _____ salt?     |
| 3. _____ ice-cream?         | 6. _____ water?   | 9. _____ milk?     |

### 7 Choose and write *few* or *little*.

- |   |  |
|---|--|
| 1. We have _____ juice.                   | 5. She brought _____ pears.              |
| 2. There is _____ tea in my cup.          | 6. There is _____ butter in the fridge.  |
| 3. I eat _____ bread.                     | 7. There are _____ biscuits.             |
| 4. There are _____ cherries on the plate. | 8. There is _____ sugar at home.         |
|   | 9. There are _____ apples in the basket. |

### 8 Let's learn how to make pancakes.

1. Break the eggs and drop them into the bowl.
2. Beat the eggs and add the sugar. Beat again.
3. Add the milk, the flour and some salt.
4. Mix everything.
5. Add the oil. Mix again.
6. Fry the pancakes on both sides.
7. Serve the pancakes with jam or ice cream.



**1** Read the invitation and answer the questions.

1. What invitation is this?
2. Whose birthday is it?
3. How old is Andy?
4. When is his birthday party?
5. What's Andy's address?
6. When will the party begin?
7. When will the party end?



**2** Listen and say what Daddy and Vicky will make.

**3** Listen again and say what Vicky will do and what father will do.

**4** Read and learn.

**a) How to make an invitation:**

Would you like to come to my birthday party?

Could you come to my birthday party?

Would you like to go to the theatre?



**b) How to accept an invitation:**

I'll come. Thank you.

Thank you very much.

What a nice idea!

Sure, I'd love to come.

**c) How to refuse an invitation:**


I'm sorry, I can't.

I'm sorry, I'm busy.

I'd love to, but I am busy.

# Making invitations

## 5 Let's talk.



## 6 Make an invitation for your birthday party.

## 7 Read and choose the correct word: **it**, **him**, **her**, **us**, **them**.

Example:

Vicky gives **Angela** a lollipop.

Vicky gives **her** a lollipop.

Ask **Angela** to join us for lunch.

Ask \_\_\_\_\_ to join us for lunch.

Andy is reading **a book**.

Andy is reading \_\_\_\_\_.

Bill doesn't know **Ann and me**.

Bill doesn't know \_\_\_\_\_.

Nick gave **Sandy** a picture.

Nick gave \_\_\_\_\_ a picture.

Mother can't see **Vicky and Andy**.

Mother can't see \_\_\_\_\_.

Alex may take **the camera**.

Alex may take \_\_\_\_\_.



## 1 Let's learn.



## 2 What do you think Andy is going to do on Saturday?



tidy the room



make sandwiches



decorate the room



wash the apples



buy oranges and chocolates



## Listen and check.

## 3 Read and learn how to thank someone for a present.

**Sandy:** Happy birthday, Andy! Here's a present for you.

**Andy:** Thank you very much. Oh, it's a set of Lego. It's just what I wanted.

**Sandy:** I'm glad you like it.

**Stacy:** I have a parrot for you. His name is Ricky.

**Andy:** What a surprise! Thank you so much. I will teach him to talk.

**Nick:** And I have a book for you.

**Andy:** Wow! It's *Treasure Island*. I like reading adventure stories. Thank you so much.

## Andy is going to have guests



### Do you know that...

... in Great Britain and the USA children often celebrate their birthdays with birthday parties. They usually play games, wear special paper hats, eat birthday cake and sing a special song called „Happy Birthday to You“.

#### 4 Let's talk.

Here is a ....  
for you.

Thank you.

It's just what  
I wanted.

I'm glad you  
like it.

#### 5 Choose the correct form and read Andy's message.

New Message — ✖ ×

To Cc Bcc

Subject

Dear Alex,

Thank you very much for your present. It *is / was* a real surprise. What a pity that you *can / could* not come.

I *have / had* a wonderful birthday party. It *starts / started* at one in the afternoon and *finishes / finished* at four in the afternoon. My best friends *come / came* with presents. It *is / was* a beautiful day and we *play / played* outside. Then we *watch / watched* *Harry Potter*.

Love,  
Andy

Send □ □ □ □ □ □ 🗑️ | ▾

#### 6 Unscramble the sentences.

1. *celebrated his birthday last Andy Sunday*

2. *a lot of He invited friends*

3. *came with His friends presents*

4. *the presents for everybody thanked Andy*

#### 7 Write five sentences about what you did last weekend.

### 1 Can you ask for things? What do you say in the following situations:





You don't have a pen. Ask for it.

You don't know how to do

You need help from the teacher. Ask for it.

your homework. Ask for help.





### 2 Can you say what their favourite sports are?

				
Sandy	X	X		X
Kate		X	X	X

### 3 Can you choose the right form?

- The lion is *the* \_\_\_\_\_ (*strong*) animal.
- July is \_\_\_\_\_ (*hot*) than March.
- The \_\_\_\_\_ (*long*) night is in December.
- February is the \_\_\_\_\_ (*short*) month.
- Jane is a \_\_\_\_\_ (*good*) friend.
- Moldova is \_\_\_\_\_ (*small*) than England.






### 4 Can you match the parts of the sentences?

- |                                       |   |  |
|---------------------------------------|---|--|
| 1. The crookedest street in the world |  | a) is like a country to the people of San Francisco. |
| 2. The Golden Gate Bridge             |  | b) has eight sharp bends.                            |
| 3. The Golden Gate Park               |  | c) is the symbol of San Francisco.                   |
| 4. The Statue of Liberty              |  | d) stands on an island.                              |


### 5 Can you complete the sentences to make and accept / refuse an invitation?

- Complete the sentences.



<p>1. I can write three sentences about what I share with my friends.</p>	<hr/> <hr/> <hr/>	
<p>2. I can read and say <i>True or False</i>.</p>	<p>This is the season When snowdrops bloom, When nobody likes To stay in the room.</p> <p style="padding-left: 100px;">This is the season When birds make their nests, This is the season We all like best.</p> <p>a. The poem is about autumn. b. Nobody likes to stay in the room in spring. c. Nobody likes spring.</p>	
<p>3. I can ask questions using <i>How many</i> or <i>How much</i>.</p>	  <div style="display: flex; justify-content: space-around; margin-top: 10px;"> <div style="border: 1px solid #ccc; border-radius: 15px; padding: 5px 15px; background-color: #e0f2f1;">How many ...?</div> <div style="border: 1px solid #ccc; border-radius: 15px; padding: 5px 15px; background-color: #e0f2f1;">How much ...?</div> </div>	

## 1 Let's learn.

*baker**hairdresser**farmer**pilot**tailor**driver*

## 2 Listen and write down the names of professions.

## 3 Read and say what parents do.

What do parents do all day?  
 Parents work while children play.  
 Tailors make the clothes men wear.  
 Hairdressers cut our hair.  
 Bakers make cakes and pies,

Farmers grow **wheat** and **rice**.  
 Teachers teach to read and spell.  
 Doctors keep all people well.  
 Parents write and parents sing,  
 Parents can do everything.

## 4 Read again and answer the questions.

1. Who makes clothes for men?
2. What do hairdressers do?
3. Do bakers make toys?
4. Who grows wheat and rice?
5. What do doctors do?
6. Who teaches children to read and write?
7. What can parents do?



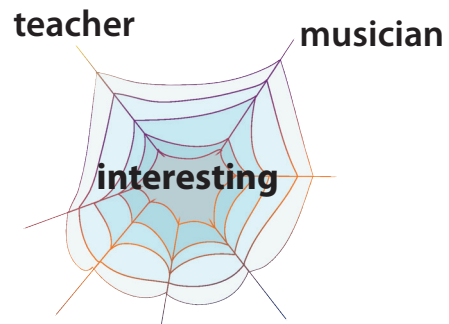
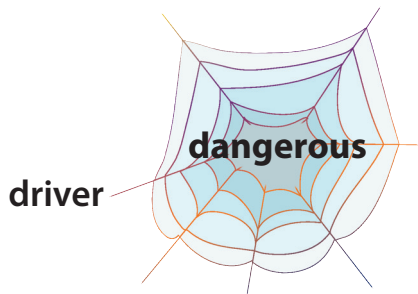
# What do you want to be?

## 5 Choose and write the missing words.

*pilot farmers baker tailor musician driver hairdresser*

1. Eugen Doga is a famous \_\_\_\_\_.
2. \_\_\_\_\_ work on the farm.
3. My father makes tasty bread. He is a very good \_\_\_\_\_.
4. My sister cuts and shapes hair. She is a \_\_\_\_\_.
5. A \_\_\_\_\_ flies a plane.
6. My uncle John is a \_\_\_\_\_. He makes clothes.
7. My uncle George drives a lorry. He is a good \_\_\_\_\_.

## 6 In pairs, complete the spidergrams.



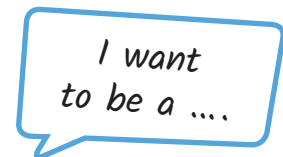
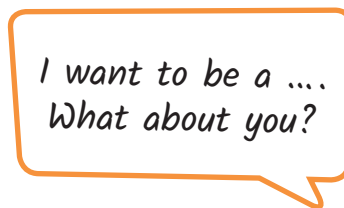
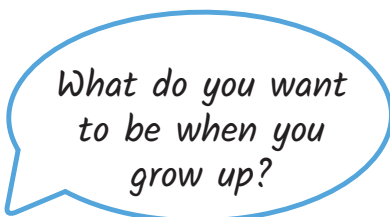
- Make your own spidergram with *easy*.

## 7 In pairs talk about your parents' jobs.

- A:** My father is a doctor. He keeps us well.  
What is your father?
- B:** He is a tailor. He makes clothes.



## 8 Let's talk.



## 9 Write what you want to be when you grow up.

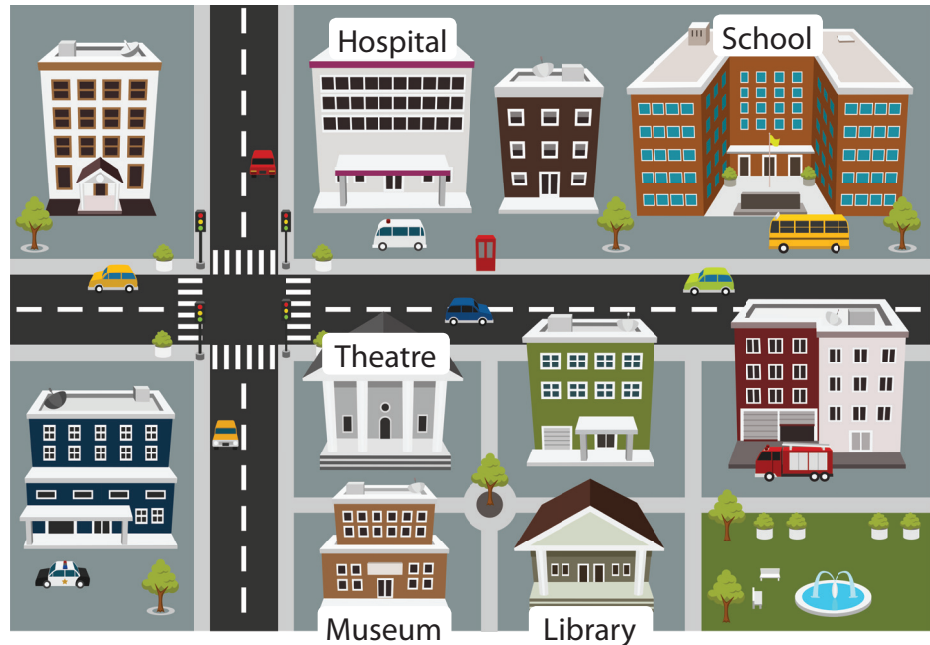
### 1 Let's learn.



There is a dog **between** two kennels.  
The dog is **in front of** the kennel.

The dog is **behind** the kennel.  
The dog is **next to** the kennel.

### 2 Look and say where the places in the pictures are.



### 3 Listen and read. Draw a map of Andy's town.

Andy lives in an old town in the North of Moldova. His town is not very large. There are a lot of new buildings in it. There are some old churches in the town. The oldest church is on Ștefan cel Mare Street. It is the main street of the town. There is a large public library in the centre. Andy's school is next to the public library. His house is behind the school. There is a post office and a new block of flats near the school. The supermarket is between the new block of flats and the post office. There is an old park in the neighbourhood. Andy and his friends often play there.


## Andy's town

### 4 Answer the questions about Andy's town.

1. Where is the oldest church?
2. Where is the public library?
3. Where is Andy's school?
4. Where is Andy's house?
5. Where is the supermarket?
6. Where is the post office?
7. Where is the park?

in front of  
near  
behind  
next to  
between

### 5 Let's talk.



### 6 Look at the map and ask questions to find out if this is the map of Andy's town.

Is there an old church on Stefan cel Mare Street?



### 7 Speak about your town or village.

### 8 Write four sentences about your neighbourhood.

## 1 Let's learn.



a packet of biscuits



a bar of chocolate



a loaf of bread



a bottle of water



a carton of milk

Can I have a bar of chocolate, please?  
 How much is a bar of chocolate?  
 Can I have five apples, please?  
 How much are five apples?

## 2 In groups, ask and answer the questions.

1. Do you like to go shopping?
2. When do you usually go shopping?
3. What do you usually buy?
4. What do you like to buy?
5. Who makes the shopping list in your family?



## 3 Look and make a list of things you would like to buy. Compare it with your deskmate's list.



# Shopping

## 4 Read and say how much Andy will pay.

**Andy:** Hello. Can I have some lemonade, please?

**Shop assistant:** Yes, it's on the shelf over there. Anything else?

**Andy:** A bar of chocolate. How much is it?

**Shop assistant:** The lemonade is 9 lei and the chocolate is 23 lei.

**Andy:** Good. I can buy some biscuits too.

**Shop assistant:** They are 8 lei.



## 5 Listen to the conversation. Say what Andy wants to buy.



## 6 Listen again and answer the questions.

1. How much is the pen Andy wants to buy?
2. How many pencils does Andy buy?
3. Is he polite? Why do you think so?



## 7 Let's play shopping.



## 8 Write questions as in the example.

1. A loaf of bread?
2. Two bars of chocolate?
3. A bottle of milk?
4. Five oranges?
5. A packet of flour?
6. Two bottles of water?



How much is a loaf of bread?  
How much are two bars of chocolate?

\_\_\_\_\_  
\_\_\_\_\_  
\_\_\_\_\_



## 1 Let's learn.

Great Britain      Scotland  
 England            Wales

## 2 In groups, study the map and discuss the answers to the questions.

1. What do you know about Great Britain?
2. What is London?
3. Where does it stand?
4. What are the names of other cities?



## 3 Listen and say what Oxford is famous for.

## 4 Read and agree or disagree.

**Vicky:** Andy, tell me something about your e-pal Alice.

**Andy:** Not now, Vicky. I'm doing my homework.

**Vicky:** Please, Andy.

**Andy:** OK. What do you want to know about her?

**Vicky:** What country does she live in? Where is it? Is it big or small?

**Andy:** It is not very big. It's on a big island.

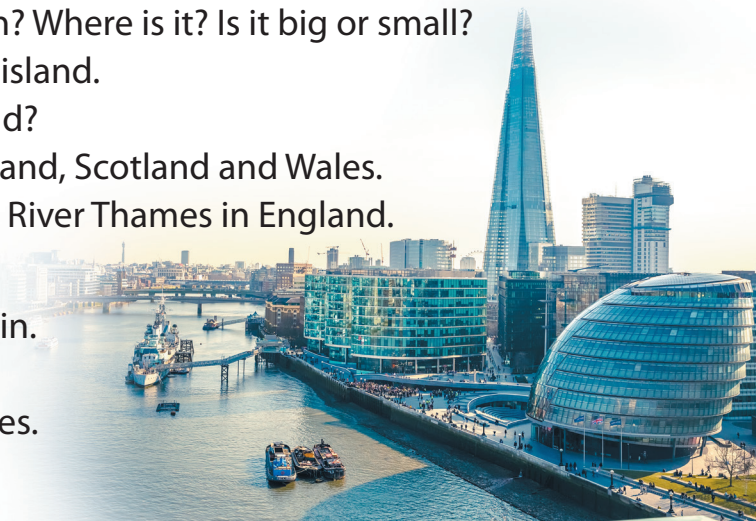
**Vicky:** What is the name of the island?

**Andy:** Great Britain. It includes England, Scotland and Wales.

London, the capital, is on the River Thames in England.

**Vicky:** How interesting!

1. Oxford is the capital of Great Britain.
2. Great Britain is a very big country.
3. London stands on the River Thames.
4. Andy's e-pal lives in Great Britain.
5. Great Britain is a big island.



# Great Britain

## 5 In pairs, ask and answer the questions.

1. Does Alice live in Great Britain or in the USA?
2. Is Great Britain near Moldova or far from it?
3. Is London in England or in Scotland?
4. Is London on the River Thames or on the River Prut?
5. Are there two or three parts in Great Britain?

She lives in Great Britain.



## 6 Complete the questions and answer them.



**Vicky:** Are post boxes *red* or *black* in Great Britain?

**Andy:** They are \_\_\_\_\_.

**Vicky:** Are buses blue or \_\_\_\_\_ in London?

**Andy:** They are \_\_\_\_\_.

**Vicky:** Are taxis \_\_\_\_\_ or \_\_\_\_\_ in Great Britain?

**Andy:** They are \_\_\_\_\_.

**Vicky:** Are telephone boxes \_\_\_\_\_ or \_\_\_\_\_ in Great Britain?

**Andy:** They are \_\_\_\_\_.



## 7 Here are some notes about the Loch Ness monster. Use them to write its description.

### Length

about 50 metres including tail

### Neck

long and thin

### Head

half horse, half snake, small

### Body

big and strong

### Food

people say that it hunts sheep on land; it also eats plants

### Tail

very long



## 8 Write questions as in the example.

**Example:** Is your house big or small?  
It is big.

warm / cold  
tall / short  
easy / difficult

- 1 Look at the picture and say what Andy does in spring.

*love birds*  
*take care of birds*  
*make a bird house*



- 2 Listen to the dialogue and choose the correct sentence.

- |                                 |                                 |
|---------------------------------|---------------------------------|
| 1. a) Here is a letter for you. | 3. a) Let's see what's inside.  |
| b) Here is a book for you.      | b) Let's see what's outside.    |
| 2. a) Look, it's very thick.    | 4. a) She invites me to London. |
| b) Look, it's very thin.        | b) She invites us to London.    |

- 3 Read and say where the letter is from.

**Vicky:** Here is a letter for you, Andy.

**Andy:** Is it from Val?

**Vicky:** No, it is from Alice. Look, it's very thick.

**Andy:** Is it? Let's see what's inside.

**Vicky:** Wow! There are so many postcards in here.

**Andy:** They are sights of London.

**Vicky:** And what does she say in her letter?

**Andy:** Just a minute... Oh, Vicky. She invites me to London.

**Vicky:** Now? In spring? What about your school?

**Andy:** Don't ask so many questions, Vicky. We'll talk about it later.

- 4 Fill in the gaps with *Do / Does / Did* and answer the questions.

- \_\_\_\_\_ birds come back from warm or cold countries?
- \_\_\_\_\_ Andy take care of birds or of animals?
- \_\_\_\_\_ Andy or Vicky get a letter last week?
- \_\_\_\_\_ Andy make a bird house or a snowman last week?



# The sights of London

**5** Read and learn about some places of interest in London.



**The Tower of London**

It was a fortress and a royal palace. It is a museum now. There are a lot of interesting collections there.



**Buckingham Palace**

It is the Queen's London home. When the flag is flying on the top, she is at home.



**Big Ben**

It is one of the most famous clocks in the world. British people hear the sound of the clock every fifteen minutes.



**Regent's Park**

The London Zoo, one of the biggest zoos in the world, is in this park.

**6** Talk to your deskmate about the city you would like to visit.

**7** Write 3 sentences about the places you would like to see in London.

*Do you know that...*

... Queen Elizabeth II lives and works in Buckingham Palace. She likes riding horses and driving cars.




## 1 Let's learn.



bear



kangaroo



lion



fox



tiger

## 2 In groups, discuss the answers to the questions.

1. What animals do you know?
2. How can animals be helpful?
3. Where do animals live?
4. How can we protect animals?



## 3 Listen and say what animals Alice and Steve like.

## 4 Read the text and say what a zoo is.

## London Zoo

Alice and her brother Steve live in London. Their house is near the zoo in Regent's Park. Alice and Steve love to go to the zoo. They are fond of animals. They can see lions, tigers, elephants, and monkeys there. They learn a lot of things about the animal world. They say a zoo is like a hotel for the animals that come from different parts of the world. Alice likes wolves and bears. Steve likes monkeys. They both like kangaroos.



## Do you know that...

...an elephant sleeps only 2–3 hours a day. This big animal needs to eat all the time. It can drink 150 litres of water at a time. This is even more than a camel can drink. (130 l).





# The animal world

5 Make a list of domestic animals and a list of wild animals. Compare your lists with your deskmate's.

6 Copy the grid and complete it with names of wild and domestic animals.


<i>dangerous</i>	<i>fast</i>	<i>funny</i>	<i>strong</i>	<i>helpful</i>
lion				

7 Read the poem and learn it.

## What Animals Have Tails?

The fox has a tail  
And a very long one.  
And so has the giraffe,  
And so has the lion,

And his tail is very fine.  
And the wolf, and the bear,  
And the dog, and the hare  
They all have tails.



8 Make up sentences choosing the right verbs.

*Example:* The lion / **strong**  
The lion is strong.

1. The kangaroo / **in Australia**
2. The monkey / **trees**
3. The tiger / **dangerous**
4. The giraffe / **very tall**
5. The fox / **fast**
6. The wolf / **sheep**
7. The cat / **milk**
8. The cow / **milk**

**climbs**  
**runs**  
**likes**  
**is**  
**gives**  
**hunts**  
**is**  
**lives**

9 Describe your favourite animal. Write three sentences.

**1 In groups, discuss the answers to the questions.**

1. Do you like summer? Why?
2. Can you describe a summer day?
3. What do you like to do in summer?
4. Where do you usually spend your summer vacation?



**2 Listen. Say STOP when you hear a sentence that does not belong.**

**3 Read and say what each family member will do.**

**Peter:** Shall we go for a picnic this Sunday, Daddy?

**Father:** That's a good idea. The weather is wonderful. Everyone will be happy to spend a day in the forest.

**Alice:** I'll help mother make some sandwiches.

**Father:** I can go shopping and buy what we need.

**Mother:** I think I'll cook some chicken and our traditional cherry pie.

**Peter:** I'll make vegetable salad. Father, will you go and buy tomatoes, cucumbers, and green onions?

**Father:** Shall I buy a few bottles of lemonade?

**Mother:** Sure. And don't forget to buy bread and cheese.



**4 In pairs, ask and answer the questions.**

1. Who will buy vegetables?  
Father will.
2. Who will go for a picnic?
3. Who will go shopping?

4. Who will make a cherry pie?
5. Who will make vegetable salad?
6. Who will make sandwiches?

# Are you ready for fun?

5 Look at the picture and speak about the picnic.



6 Let's talk.

*It's so boring to do homework on such a fine day.*

*You are right. Let's go out and play tag instead.*

- do sums
- clean the room
- work in the garden
- learn poems
- play football
- play hopscotch
- play hide-and-seek
- play tennis

7 In groups, arrange the pictures and make up a story using **First, Then, Next, Finally**.


Nick usually comes home from school at two o'clock.

First he ...

Next he ...

Then he ...

Finally ...



8 Write a story about what you do after school.

## 1 Let's learn.



go hiking



go fishing



go swimming

## 2 Talk about what you will do in summer.

Will you go to the mountains this summer?

Sure. We go there every year.

Will you go fishing this summer?

No, I won't. I don't like fishing. I'll go hiking.

## 3 Read and say where Alex and Andy would like to spend their vacation.



**Alex:** Would you like to spend a month at a summer camp, Andy?

**Andy:** It sounds great. Is it possible?

**Alex:** Sure. We'll have a lot of fun together.

**Andy:** I like the idea. But will our parents let us go?

**Alex:** I think they will. A summer camp is usually in a forest, which is good for us.

**Andy:** I hope I can learn how to ride a horse there.

**Alex:** That's my dream too.





# Summer vacation



## Do you know that...

... Summer camps in Great Britain and the USA are usually in the countryside. At most camps the children play sports, learn how to ride horses, go hiking, go swimming, sing songs and learn about nature. Children like to go to camps because they make new friends there and live close to nature.

### 4 Interview your classmates.

- Where will you go?
- What will you do there?
- What will you take with you?

#### • Answer using the clues.

**B** ride a horse/bike      play games  
 help about the house      take pictures  
 feed the animals      go hiking  
 play sports      go fishing  
 read books

**A** the mountains      a summer camp  
 the village      the seaside

**C** tennis rackets      ball  
 roller skates      book  
 summer clothes      jump rope  
 camera      trainers  
 fishing rod      Tablet  
 hat

### 5 Look at the picture and say what does not belong.

### 6 Unscramble the sentences and write them in your exercise book.

- summer It is
- fine is The weather
- is warm It sunny and
- the river is The water in warm
- a lot of There are children by the river

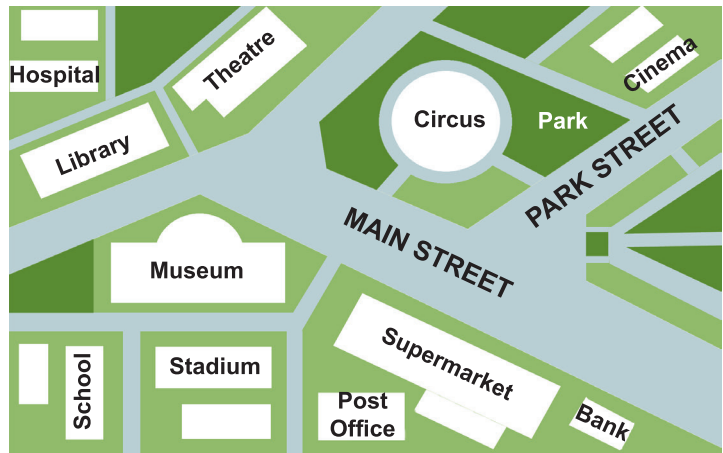




### 1 Can you say what they are?

1. Mr Brown keeps people well. He is a \_\_\_\_\_.
2. Mr Pitt flies planes. He is a \_\_\_\_\_.
3. Mrs Trump cuts the hair. She is a \_\_\_\_\_.
4. Mr Scott makes bread. He is a \_\_\_\_\_.
5. Mrs Bark looks after sick animals. She is a \_\_\_\_\_.

### 2 Can you say where the following places are? Look at the map and complete the sentences.



1. The park is \_\_\_\_\_ the circus and the cinema.
2. The theatre is \_\_\_\_\_ the library.
3. The stadium is \_\_\_\_\_ the museum.
4. The library is \_\_\_\_\_ the museum.

### 3 Can you use the correct word?

*many      much*

1. How \_\_\_\_\_ apples are there on the plate?
2. How \_\_\_\_\_ books does she have?
3. How \_\_\_\_\_ water do you drink?
4. How \_\_\_\_\_ friends do you have?
5. How \_\_\_\_\_ flour does she buy?

### 4 Can you write in the correct word to ask questions?

*much   or   can   would*

- A:** \_\_\_\_\_ I have some ice cream, please?
- B:** Do you want strawberry \_\_\_\_\_ chocolate ice cream?
- A:** Chocolate is fine.
- B:** \_\_\_\_\_ you like anything else?
- A:** No, thanks. How \_\_\_\_\_ is that?

### 5 Can you choose the right word?




1. Yesterday I saw \_\_\_\_\_ funny monkeys at the zoo in Regent's Park.
2. Did you see \_\_\_\_\_ lions at the zoo?
3. I didn't see \_\_\_\_\_ turtles there.

4. Do animals at the zoo eat \_\_\_\_\_ ice-cream?
5. Amy gave \_\_\_\_\_ fruits to the giraffe.
6. We don't have \_\_\_\_\_ tigers at our zoo.
7. Elephants drink \_\_\_\_\_ water.

**6 Can you say what you will / won't do in the summer? Use the clues.**

- |                                 |                                     |
|---------------------------------|-------------------------------------|
| 1. swim in the river            | 5. play hide-and-seek in the forest |
| 2. ski and skate                | 6. read adventure books             |
| 3. go to a summer camp          | 7. make sandcastles on the beach    |
| 4. talk to a bear in the forest | 8. make new friends                 |

### Time for self-assessment

1. I can say what people do.	A doctor _____ A teacher _____ A pilot _____ A vet _____	
2. I can choose the right word and read the sentences.	1. London <i>is / isn't</i> in Great Britain. 2. The Queen of England <i>lives / doesn't</i> live in London. 3. Big Ben <i>is / isn't</i> in Oxford. 4. Buckingham Palace <i>is / isn't</i> the Queen's home. 5. The London Zoo <i>is / isn't</i> in Regent's Park.	
3. I can correct the mistakes in Sandy's letter.	Dear Granny, Yesterday I <b>say</b> (1) Goodbye to all my <b>classmate</b> and teachers. I'll <b>comes</b> to see you soon. I'd like to play <b>on</b> the forest and go fishing with my old friends. We are going to the mountains <b>on</b> July. Father thinks the air is <b>gooder</b> there. Mother <b>like</b> to pick up flowers and <b>berry</b> . Love, Sandy  (1) _____ (2) _____ (3) _____ (4) _____ (5) _____ (6) _____ (7) _____ (8) _____	

### My School



1. Take a sheet of paper.
2. Draw the picture of your school.
3. Colour it.
4. Write the name of your school.
5. Find or draw pictures of a school canteen / library / gym.
6. Stick them on the paper.
7. Write what you do in these places.
8. Write what subjects you study.
9. Write what your favourite subject is.
10. Display your project in class.



## Project

## My Big Family

1. Bring separate pictures of your family members.
2. Stick them on a sheet of paper.
3. Write about your family members.
  - ✓ What are their names?
  - ✓ What do they look like?
  - ✓ How old are they?
  - ✓ What are they like?
4. Write what you like to do together with your family.
5. Display your project in class.



### Discover the USA



1. In groups, think of what places in the USA you would like to visit.
2. Find pictures of these places. Stick the pictures on your poster.
3. Find information about these places.
4. Write two sentences about each place.
5. Display your poster in class. Say why you would like to visit the places.





















## Project








## My Pet

1. Draw your pet.
2. Describe your pet. Follow the questions:  
Where does it live?  
How big or small is it?  
What does it eat?  
What can it do?  
Why do you like it?
3. How do you take care of your pet?  
Do you feed it?  
Do you clean it?  
Do you play with it?
4. Do you have pictures of your pet?  
Stick them on your poster.
5. Display your poster in class.



# My self-assessment sheet

<p>I can interview people about their family, pets, hobbies.</p>	<p>_____</p> <p>_____</p> <p>_____</p>	<p>  </p>
<p>I can agree and disagree.</p>	<p>Your friend is always late to school.</p> <p>_____</p> <p>You visited your grandparents last week.</p> <p>_____</p>	<p>  </p>
<p>I can say how I feel.</p>	<p>You want to eat. I am _____.</p> <p>You want to drink. _____.</p> <p>You want to rest. _____.</p>	<p>  </p>
<p>I can describe people.</p>	<p>My friend is _____. His / Her hair is _____. He / She has _____.</p> <p>_____</p>	<p>  </p>
<p>I can speak about my school subjects and my timetable.</p>	<p>My favourite subjects are _____.</p> <p>_____.</p> <p>I think _____ is boring.</p> <p>I have English on _____ and _____.</p>	<p>  </p>
<p>I can ask for permission.</p>	<p>You want to borrow your friend's pen.</p> <p>_____?</p>	<p>  </p>

<p><b>I can write and speak about past events.</b></p>	<p>Last Saturday I _____.</p> <p>First, I _____.</p> <p>Then, I _____.</p> <p>Finally, I _____.</p> <p>_____</p>	
<p><b>I can compare people and things.</b></p>	<p>February is the _____ month.</p> <p>The Grand Canyon is _____</p> <p>_____ place in the USA.</p>	
<p><b>I can make invitations</b></p>	<p>Would you like to _____?</p>	
<p><b>I can accept or refuse an invitation.</b></p>	<p>Would you like to come to my birthday party?</p> <p>Yes, _____</p> <p>Sorry, _____</p>	
<p><b>I can ask for help.</b></p>	<p>_____?</p>	
<p><b>I can give advice.</b></p>	<p>Your mother is tired.</p> <p><i>Mother, you</i> _____.</p>	
<p><b>I can make suggestions</b></p>	<p>_____ we buy some oranges too?</p> <p>_____ I open the window?</p>	

## Unit 1

### Lesson One

#### 2. Listen and repeat.

##### Greetings

Hello! It's good to see you.

I am glad to see you.

Hi, how are you?

##### Responses

Good to see you too.

Me too.

Great, thanks. And you?

#### 6. Listen and answer the questions.

Did you have fun in the summer?

Did you go to a summer camp?

Did you play games?

Did you swim in the lake?

Did you help your grandparents?

Did you go to the seaside?

Did you ride your bike?

Did you eat ice cream?

#### 8. Let's sing.

I'm going back.

You're going back.

We're going back, back to school.

My sister's going back,

My brother's going back,

Even my teacher's going back to school.

Raina's going back,

Dan is going back,

Maya's going back, back to school.

It's the end of summer and for some that is  
a bummer

But I just can't wait, wait, wait to get back  
to school.

Back to school. Back to school.

I just can't wait, wait, wait to get back to  
school.

I ain't telling you no lies. I've got my school  
supplies.

And I just can't wait, wait, wait to get back to  
school.

Fisher's going back,

Duvan is going back,

Brooks is going back, back to school.

Jasmine's going back, Malik is going back,

Julian is going back to school.

Juan is going back,

Ella's going back,

Sophie's going back, back to school.

I've picked my first day outfit.

I wanna tell you about it

But I just can't wait, wait, wait to get back to  
school.

(Chorus) I've got new snazzy glasses.

I wonder where my class is?

I just can't wait, wait, wait to get back to  
school.

I've got a brand new lunch box.

It's gonna knock your socks off.

I just can't wait, wait, wait to get back to  
school.

I've got pencils and a ruler.

Won't cut like Ferris Bueller.

I just can't wait, wait, wait to get back to  
school.

[https://www.youtube.com/  
watch?v=LZBcYaxK-wU](https://www.youtube.com/watch?v=LZBcYaxK-wU)

## Lesson Two

### 3. Listen and agree or disagree.

1. We borrow books from the teachers' room.
2. We play games in the gym.
3. Teachers meet on the playground.
4. We read and write English in the gym.
5. We have lunch in the canteen.

### 5. Listen to the questions about your school and answer them.

1. Is there a computer classroom?  
Where is it?
2. Is there a canteen? Where is it?
3. Is there a library? Where is it?
4. Is there a gym? Where is it?
5. Is there a teachers' room? Where is it?
6. Is there an English classroom? Where is it?

## Lesson Three

### 3. Listen to the text and answer the question.

Do you think Sandy is late now?  
It is 9 o'clock in the morning. The pupils are in the classroom. They are having a lesson. Andy is sitting alone. His deskmate Sandy is not in the classroom. He is usually late. He often oversleeps. When he comes to school late, he says, "I am sorry I am late." And every time he promises to come to school on time.

## Lesson Four

### 4. Why is English important? Listen and choose the correct answers.

You can talk to people from different countries.  
You can understand English songs.

You can find friends online.  
You can travel.

## Lesson Five

### 4. Listen and repeat.

#### What time is it?

It's seven o'clock.  
It's seven thirty.  
It's seven forty-five.  
It's nine ten.

### 6. Listen and say what Fred does every day.

My name is Fred. I am twelve and I live in London. I usually get up at seven o'clock. I wash and at seven thirty I have breakfast in the kitchen. I usually have tea and sandwiches for breakfast. But sometimes I have cereal and orange juice. At eight o'clock I pack my bag for school. My house is near the school, so I usually walk there. School starts at eight thirty and then we have two lessons until ten fifteen. After a break we have two lessons more and then lunchtime. We have two more lessons after lunch. We finish school at three thirty.

## Lesson Six

### 2. Look at the picture, listen and say Yes or No.

This is Sam's school library.  
There aren't any children in the library.  
There are some books on the shelves.  
There aren't any girls in the library.  
There are some teachers in the library.

### 4. Listen and read. Say why Andy is sorry.

**Andy:** Guess what I have, Vicky!  
**Vicky:** Is it a puzzle?



# Transcripts

---

**Andy:** No, it's a book. It's *Alice in Wonderland* by Lewis Carroll. He is an English writer.

**Vicky:** There are some beautiful pictures in it. Look, there is a rabbit in white gloves. How funny!

**Andy:** Yes, it is. It's a pity we don't have any English books at home.

**Vicky:** Let's buy some.

## 6. Listen. What word is missing?

I don't know why people don't like **reading**?  
I can learn a lot when I read.

- **Listen again and say why the children like reading.**

I read because I like to learn new words and bigger words. I really like the word 'gigantic'.

If you don't like reading you don't have any fun.

Reading makes me happy because I can learn a lot about the world.

I feel very happy when I read and I don't want to stop.

## Unit 2

---

### Lesson One

#### 3. Listen to the song. Choose the correct answer.

#### 4. Listen to the song *The Family Tree*.

The family tree, the family tree  
We are all part of the family tree.  
I am a grandson and a cousin.  
I am a nephew and a son.  
I am a brother and I am ME.  
The family tree, the family tree.  
Can you find me on the family tree?  
I have two sisters, look and see.  
Can you find me on the family tree?

I am a granddaughter and a cousin.

I am a daughter and a niece.

I am a sister and I am ME.

The family tree, the family tree.

Can you find me on the family tree?

I have three cousins, look and see.

Can you find me on the family tree?

A family tree, a family tree.

Can you find me on the family tree?

We are a happy family.

We are all part of the family tree.

<https://www.youtube.com/watch?v=x0mnJpty78E>

# Transcripts

## 5. Listen and check.

We are sister and brother.  
We help our mother.  
And we go to school.  
When she washes or cooks.  
We help one another.  
Together with father.  
This is a good rule.  
We like to read books.

## Lesson Four

### 4. Listen and complete Egor's profile.

**Andy:** This is a picture of my friend Egor.  
He is eleven.

**Vicky:** Where does he live?

**Andy:** He lives in Chisinau.

**Vicky:** What is his hobby?

**Andy:** He likes playing chess. Everybody in his family likes it.

**Vicky:** I like his blond hair. Does he have blue eyes?

**Andy:** Yes, he has big blue eyes and a round face.

## Lesson Six

### 2. Listen and say what the doctor recommends.

**Doctor:** Hello, what's wrong?

**Sandy:** I have a sore throat. I am sneezing and coughing all the time.

**Doctor:** You should take this medicine. You should stay in bed and you shouldn't go out.

## Lesson Seven

### 2. Listen and decorate your Christmas tree.

Let's decorate the Christmas tree,  
the Christmas, the Christmas tree.

Let's decorate the Christmas tree, you and me.  
Star, star.

Candy cane, candy cane.

Angel, angel.

Monkey, monkey?

Let's decorate the Christmas tree,  
the Christmas, the Christmas tree.

Let's decorate the Christmas tree, you and me.  
Bell, bell.

Snowman, snowman.

Ribbon, ribbon.

Pizza, pizza?

Let's decorate the Christmas tree,  
the Christmas, the Christmas tree.

Let's decorate the Christmas tree, you and me.

Let's decorate the Christmas tree,  
the Christmas, the Christmas tree.

Let's decorate the Christmas tree, you and me.  
You and me.

<https://www.youtube.com/watch?v=d9NhxADj5fw>

## Unit 3

### Lesson One

#### 3. Listen and say what the children are sharing.

My cousin and I like reading. We often share books.

My grandparents have some apple trees in their garden. They usually share apples with everyone.

John has a lot of toys. He likes to share them.

My uncle travels a lot. He shares his impressions with us.

### Lesson Four

#### 5. Listen and choose the right word.

George Washington became the first president of the USA in 1789. All his men respected him. He was a great leader. He was honest and devoted to his people.

### Lesson Five

#### 4. In groups, listen to the sentences and draw the picture of the town.

1. Our town stands on some **hills**.
2. We live on a **crooked** street.
3. It has three **bends**.
4. Our yard is large and has an old **gate**.
5. Our garden **extends** to the river.
6. There is a small **bridge** over the river.
7. The water tower near the river **impresses** everyone.
8. It is the **symbol** of our town.

### Lesson Six

#### 2. Listen to the legend and say what it is about.

Spring came with warm days, and flowers. The first snowdrop appeared from under the snow.

But cold winter didn't want to go away. It attacked the snowdrop with snowflakes and winds.

The good Fairy fought winter. A drop of her blood fell on the flower. One petal became red.

The red-and-white snowdrop smiled at the Fairy and at the sun.

Mărțișor became the symbol of spring. People wear red and white mărțișoare when spring comes.

### Lesson Eight

#### 2. Listen and say what Daddy and Vicky will do.

**Daddy:** Can you help me, Vicky?

**Vicky:** Sure, Daddy.

**Daddy:** Let's make invitations for Andy's birthday.

**Vicky:** Oh, great! What do we need for it?

**Daddy:** Coloured paper, scissors and pencils.

**Vicky:** I can draw flowers.

**Daddy:** And I will write the text.

**Vicky:** Let's start!

#### 3. Listen and say what Vicky will do and what father will do.

# Transcripts

## Lesson Nine

### 2. Listen and check.

My birthday is on Sunday. I am going to have guests. So, I have a lot of work to do on Saturday. My mother promised to make

cookies and I am going to help her. I am going to decorate my room. Father and I are going to do shopping. I am not going to ride my bike.

## Unit 4

### Lesson One

### 2. Listen and write down the names of professions.

What do parents do all day?  
Parents work while children play.  
Tailors make the clothes men wear.  
Hairdressers cut our hair.  
Bakers make cakes and pies,  
Farmers grow wheat and rice.  
Teachers teach to read and spell.  
Doctors keep all people well.  
Parents write and parents sing,  
Parents can do everything.

is next to the public library. His house is behind the school. There is a post office and a new block of flats near the school. The supermarket is between the new block of flats and the post office. There is an old park in the neighbourhood. Andy and his friends often play there.

### Lesson Two

### 3. Listen and read. Draw a map of Andy's town.

Andy lives in an old town in the North of Moldova. His town is not very large. There are a lot of new buildings in it. There are some old churches in the town. The oldest church is on Ștefan cel Mare Street. It is the main street of the town. There is a large public library in the centre. Andy's school

### Lesson Three

### 5. Listen to the conversation. Say what Andy wants to buy.

**Andy:** Can I have a nice pen, please?

**Shop assistant:** What about this one?

It's twenty-five lei.

**Andy:** I'm afraid I don't have so much money.

**Shop assistant:** Well, this one is 12 lei.

**Andy:** That's better.

And I need some pencils too.

**Shop assistant:** There are ten pencils in this packet.

**Andy:** But I only want two.

**Shop assistant:** Here you are. That's 4 lei.

**Andy:** Here is the money. Thank you.

**Shop assistant:** Thank you.

## 6. Listen again and answer the questions.

1. How much is the pen?
2. How many pencils does Andy buy?
3. Is he polite? Why do you think so?

## Lesson Four

### 3. Listen and say what Oxford is famous for.

Great Britain is in Europe. It includes England, Scotland, and Wales. London is the capital city. It stands on the river Thames. Other big cities are Liverpool, Manchester and Oxford. Oxford is famous for its university and bikes. A lot of people travel around by bike there. Great Britain has ten national parks.

## Lesson Five

### 2. Listen to the dialogue and choose the correct sentence.

**Vicky:** Here is a letter for you, Andy.

**Andy:** Is it from Val?

**Vicky:** No, it is from Alice. Look, it's very thick.

**Andy:** Is it? Let's see what's inside.

**Vicky:** Wow! There are so many postcards in here.

**Andy:** They are sights of London.

**Vicky:** And what does she say in her letter?

**Andy:** Just a minute... Oh, Vicky. She invites me to London.

**Vicky:** Now? In spring? What about your school?

**Andy:** Don't ask so many questions, Vicky. We'll talk about it later.

## Lesson Six

### 3. Listen and say what animals Alice and Steve like.

#### London Zoo

Alice and her brother Steve live in London. Their house is near the zoo in Regent's Park. Alice and Steve love to go to the zoo. They are fond of animals. They can see lions, tigers, elephants, and monkeys there. They learn a lot of things about the animal world. They say a zoo is like a hotel for the animals that come from different parts of the world. Alice likes wolves and bears. Steve likes monkeys. They both like kangaroos.

## Lesson Seven

### 2. Listen. Say STOP when you hear a sentence that does not belong.

It is difficult to think about lessons in May. The days are warm and sunny. The yellow and orange leaves are falling down. The trees and the grass are green. Flowers are in blossom. The snowflakes are falling down. It is great fun to play in the forest, swim in the river and go for a picnic! There is white snow everywhere. Each May day brings you closer to the summer vacation. Are you ready for fun?



## Pancake Day

Pancake Day is a merry and tasty holiday in England. It is usually in March. They celebrate Pancake Day not only at home, but at school as well. On this day people make and eat a lot of pancakes. They also run with them.

In some villages and towns in England pancake races take place every year. There are special rules about pancake races: housewives should wear aprons, and put on hats or scarves on their heads. They run about 410 meters.

A bell rings twice before the race. With the first bell the women make their pancakes. With the second bell they start running with a pancake in a frying-pan. While running the race, they toss the pancake three times and catch it back on the frying-pan. If the pancake falls down, the runner may pick it up and toss it again. The other members of the families watch the runners and cheer: "Run, Mum, run, run quickly!"



### 1 You will find these words in the Vocabulary:

pancake  
merry  
as well  
race  
take place

watch  
apron  
bell  
ring  
frying-pan

while  
toss  
catch  
cheer  
twice

### 2 Choose the correct word to complete each sentence.

- Pancake Day is a \_\_\_\_\_ day.  
a) cold                      b) merry                      c) sad
- On this day people \_\_\_\_\_ with pancakes.  
a) dance                      b) sing                      c) run
- Pancake races take place in \_\_\_\_\_.  
a) Moldova                      b) Italy                      c) England

4. There are \_\_\_\_\_ rules about pancake races.  
a) no                      b) special                      c) funny
5. A bell rings \_\_\_\_\_ before the race.  
a) two times              b) three times              c) four times
6. While running, they toss the pancake \_\_\_\_\_ times.  
a) two                      b) three                      c) four

### 3 Say what word is missing in each sentence.

*eat    tasty    towns    school    catch    scarves*

1. Pancake Day is a merry and \_\_\_\_\_ holiday.
2. People make and \_\_\_\_\_ pancakes.
3. They celebrate Pancake Day at home and at \_\_\_\_\_.
4. In some villages and \_\_\_\_\_ pancake races take place every year.
5. Runners should put on hats or \_\_\_\_\_ on their heads.
6. They toss the pancake and \_\_\_\_\_ it back on the frying-pan.

## The Farmer's Treasure

Once upon a time there was a farmer. He was very ill and had only a short time to live. He was not a rich man. He worked hard all his life. But his sons were very lazy and didn't like to work in the fields.

He called his sons to his bed and said, "My sons, I shall die very soon and you will be alone on this farm.

I leave a treasure. Find it yourselves in one of the fields".

Soon the farmer died. His sons wanted to find the treasure very much, and though they were lazy they went to the fields to dig. They dug all over the fields, but they did not find any treasure there. They were very tired and angry at first. But when they planted wheat it was much easier for them.

The harvest was very rich and they sold it and got a good sum of money. So now they understood what their father's treasure was.



**1 You will find these words in the Vocabulary:**

work hard  
lazy  
die  
treasure

alone  
harvest  
money  
understand

**2 Choose the correct answer to complete the sentences.**

- The farmer was not a \_\_\_\_\_ man.  
a) poor                      b) rich                      c) hungry
- The farmer's sons were \_\_\_\_\_.  
a) happy                      b) lazy                      c) sleepy
- The farmer left a \_\_\_\_\_ to his sons.  
a) treasure                      b) car                      c) cow
- The sons planted \_\_\_\_\_ and got rich harvest.  
a) trees                      b) wheat                      c) tomatoes
- The brothers got much \_\_\_\_\_.  
a) potatoes                      b) money                      c) fields

**3 In the text, find opposites to the following words:**

*healthy      energetic      poor      to live      long*

**4 Correct the sentences.**

- Once upon a time there was a king.
- His sons liked to work in the fields.
- The farmer left a big house to his sons.
- The sons dug the garden and found the treasure.
- They planted apple seeds and got a poor harvest.

## The Cupboard

I know a little cupboard,  
With a tiny, tiny key,  
And there's a jar of lollipops  
For me, me, me.

And when I'm very good, my dear,  
As good as good can be,  
There's cherry cake and lollipops  
For me, me, me.

## Black and Gold

Everything is black and gold,  
Black and gold tonight:  
Yellow pumpkins, yellow moon,  
Yellow candlelight;

Jet-black cat with golden eyes,  
Shadows black as ink,  
Firelight blinking in the dark  
With a yellow blink.

## Which Piece Is Mine?

*The cat and the rabbit are good friends. One day in the wood they find a big piece of cheese. They like cheese very much.*

**Cat:** You cut the cheese into two pieces. Then we'll each have a piece.

**Rabbit:** I'll make the pieces the same size. *(He cuts the cheese into two pieces. But one piece is a little bigger than the other.)*

**Cat:** *(taking the bigger piece)* I'll take this piece.

**Rabbit:** Don't take it. I want this piece. *(The Fox walks by.)*

**Rabbit:** Dear Fox, we have two pieces of cheese. I want the bigger piece. The cat wants the bigger piece too. Which piece is mine?

**Fox:** I'll help you. I'll bite the bigger piece so they will be the same size. *(She bites the cheese, but she bites off too much.)*

**Cat:** Now the other piece is bigger!

**Fox:** That's all right. I'll bite it too. *(But she bites off too much again.)*

**Rabbit:** Now the first piece is bigger again.

**Fox:** I'll bite it again. Then they will be the same size. *(This time she eats up the first piece. Then, as there is only one piece left, she eats it. The cat and the rabbit get nothing.)*

## The Lion's Den

**Lion:** You are all my good friends. I want you to tell me how my den smells.

**Dog:** Oh Lion, I am your good friend, and I am not afraid to tell you. Your den smells bad.

**Lion:** GRRRRR! You are not a very good friend. How can you say that my den smells bad? Get out and don't come back, or I'll eat you up!

**Monkey:** What a fool! I am your friend, King Lion, and I'll tell you how your den smells. It smells like flowers.

**Lion:** GRRRRR! You bad monkey! You are a fool too! Get out and don't come back, or I'll eat you up!

**Lion:** And how do you think my den smells?

**Fox:** Well, King Lion, I can't tell. I have a bad cold, and I can't smell anything.

**Lion:** You are very clever, my friend. You have saved both my feelings and your own skin.



## A Summer Day

Come, my children, come away,  
For the sun shines bright today;  
Little children, come with me,  
Birds and brooks and flowers see  
Get your hats and come away,  
For it is a pleasant day.  
Let us make a merry ring,  
Talk and laugh, and dance and sing!  
Quickly, quickly, come away,  
For it is a pleasant day.

## Spring

This is the season  
When snowdrops bloom,  
When nobody likes  
To stay in the room.

This is the season  
When birds make their nests,  
This is the season  
We all like best.



### Solomon Grundy

Born on Monday,  
Christened on Tuesday,  
Married on Wednesday,  
Took ill on Thursday,

Worse on Friday,  
Died on Saturday,  
Buried on Sunday.  
This is the end of Solomon Grundy.

### The Christmas Dog

One day Ronnie was rather a naughty boy. He pulled his old toys out of the cupboard on to the floor, and refused to pick them up when his mother told him to.

"Very well", said his mother, "Father Christmas will not leave any presents this year, because a naughty boy lives here."

Ronnie did not like that. He was counting the days to Christmas. Ronnie began to cry and rub his eyes angrily.

"Don't you want Father Christmas to come to you this year?" a voice said, and to Ronnie's surprise, his toy little white dog stood in front of him.

"Of course I do!" said Ronnie, "But I thought you were a toy!"

"I am a fairy toy", replied the dog, "I am a model of Father Christmas's own white dog. Father Christmas sent me to find out how many children deserve new toys. The naughty, disobedient ones are left until last, and sometimes left out altogether".

"Oh, dear", said Ronnie sadly. Then smiling at the toy dog, he said: "I probably was a good boy last year, because Father Christmas left You on my bed".

"Well, why not be a good boy now? And tidy up your toy cupboard before your mother comes back. Come, I will help you."

The little dog then helped Ronnie to pick up everything and soon his room was tidy again.

When Ronnie's mother came back she looked very pleased. Ronnie knew that the dog became a toy again. He hugged him tightly and looked out of the window. He saw a real white dog who trotted past the house. "Hurrah!" shouted Ronnie excitedly. "Look, there is Father Christmas's dog. I do believe he means to give me a good present."



## Four Little Words

There are four little words  
That can help you a lot,  
When you hurt your friend  
On purpose or not.

So say the four words,  
Don't wait too long!  
If you've hurt your friend  
Say 'I'm sorry, I'm wrong!'

## Spring Rain

Rain, rain, rain, April rain,  
You are feeding seeds and grain,  
You are raising plants and crops  
With your gaily sparkling drops.

## Snow

The snow fell softly all the night.  
It made a blanket soft and white.  
It covered houses, flowers and ground,  
But did not make a single sound!

## How Many?

How many seconds in a minute?  
Sixty and no more in it.

How many minutes in an hour?  
Sixty for the sun and shower.

How many hours in a day?  
Twenty-four for work and play.

How many days in a week?  
Seven both to hear and speak.

How many months in a year?  
Twelve the almanac makes clear.

How many years in an age?  
One hundred says the sage.

How many ages in time?  
No one knows the rhyme.



## White Fields

In winter time we go  
Walking in the fields of snow;  
Where there is no grass at all;  
Where the top of every wall,  
Every house and every tree  
Is as white, as white can be.  
And our mothers  
Always know  
By our footprints in the snow  
Where the children go.

*by J. Stephens*

## Family and friends

Little pictures  
Hang above me.  
Pictures of the folks  
Who love me.

Mom and Dad  
And Uncle Jack  
They love me,  
I love them back.

## Holding Hands

Elephants walking  
Along the trails  
Are holding hands  
By holding tails.

Trunks and tails  
Are handy things  
When elephants walk  
In Circus rings.

Elephants work  
And elephants play,  
The elephants walk  
And feel so gay.

And when they walk  
It never fails –  
They're holding hands  
By holding tails.

*by L.M. Link*



# Phonics

<p><b>Aa</b></p>	<p><b>a</b> /ei/  <b>a</b> /æ/  <b>a</b> /ɔ:/  <b>a</b> /ɑ:/  <b>a</b> /ɒ/  <b>a</b> /eə/  <b>ai</b> /eɪ/  <b>air</b> /eə/  <b>ar</b> /ɑ:/  <b>are</b> /eə/  <b>au</b> /ɑ:/  <b>au</b> /ɔ:/  <b>ay</b> /eɪ/  <b>a(r)</b> /ɔ:/  <b>aw</b> /ɔ:/</p>	<p>name, skate            cat, have, has, parrot, family, van, attack            ball, small, tall, talk, walk, salt            father, basket            what            parent            paint, train, trainers            chair, hair, fairy, hairdresser            car, garden, smart, park, yard, farmer, garlic            share            aunt            autumn, because            May, day, play            walk, water, warm, wall            saw</p>
<p><b>Ee</b></p>	<p><b>e</b> /i:/  <b>e</b> /e/  <b>ea</b> /i:/  <b>ea</b> /ei/  <b>ee</b> /i:/  <b>er</b> /ə/  <b>ear</b> /ə/  <b>ear</b> /eə/  <b>eau</b> /ju:/  <b>ew</b> /ju:/</p>	<p>he, she, me, we            bed, desk, pen, pencil, ten, seven, shelf, red            eat, read, season, please, teacher, Easter            great            green, three, tree, sixteen, sleep, week, knee, meet,            cucumber, flower, mother, father, brother            ear, earmuffs, dear, near, appear, hear            wear            beautiful            few, new</p>
<p><b>Ii</b></p>	<p><b>i</b> /ai/  <b>i</b> /ɪ/  <b>ie</b> /e/  <b>io</b> /aɪə/  <b>ir</b> /ɜ:/  <b>iou</b> /ə/</p>	<p>I, like, bike, bright, fight, night, white, behind, find            it, sit, big, his, sister            friend, friendly            lion            birthday, thirteen, first, third, girl, shirt, skirt            religious</p>

# Phonics

<p><b>Oo</b></p>	<p><b>o</b> /ʌ/  <b>o</b> /ɒ/  <b>o</b> /əʊ/  <b>oa</b> /əʊ/  <b>oo</b> /uː/  <b>oo</b> /uː/  <b>oo</b> /ʊ/  <b>oor</b> /ɔː/  <b>or</b> /ɔː/  <b>ore</b> /ɔː/  <b>ou</b> /aʊ/  <b>ou</b> /aʊ/  <b>ou</b> /ə/  <b>ou</b> /ʌ/  <b>ou</b> /əʊ/  <b>our</b> /ə/  <b>our</b> /ɔː/  <b>ow</b> /aʊ/  <b>ow</b> /əʊ/</p>	<p>brother, mother, love, lovely, monkey, honey, onion  dog, long, strong  no, old, hello, so, robot  throat  cool, too, school, roof, room, balloon, Hoover, afternoon,  bloom  book, good, look, football  door, floor  short, shorts  before, sore  house, blouse, trousers mouth, mouse, count, outside,  around, cloud, cloudy, out, ground, mountain  favourite, generous  double, country, cousin  shoulder  colour, colourful  four  brown, down, how, now, tower, flower, town  slow, know, bowl, borrow, grow, show</p>
<p><b>Uu</b></p>	<p><b>u</b> /juː/  <b>u</b> /uː/  <b>u</b> /ʌ/  <b>ue</b> /juː/  <b>ur</b> /ɜː/</p>	<p>pupil, music  ruler, blue, rule  funny, puzzle, up, under, run, runny  Tuesday  church, Thursday</p>
<p><b>Yy</b></p>	<p><b>y</b> /ai/  <b>y</b> /j/  <b>y</b> /i/  <b>yar</b> /jɑː/  <b>you</b> /jʌ/  <b>you</b> /juː/  <b>your</b> /jɔː/</p>	<p>my, rhyme, bye  yes, you, your, yellow  funny, pretty, many, twenty, family, duty, gym  yard, backyard  young  you  your</p>



## Phonics

<b>c</b>	/s/ /k/	face, nice, juice, exercise, medicine cat, comb, class, classmate, carrot
<b>ci</b> <b>cial</b> <b>cian</b>	/ʃəs/ /ʃl/ /ʃn/	delicious special musician
<b>ch</b> <b>ch</b>	/tʃ/ /k/	cheese, sandwich, chips, cherry, childhood school, technology
<b>ck</b>	/k/	pick, backpack, black, snack, back, chicken, thick
<b>dge</b>	/dʒ/	sledge, hedgehog, bridge, fridge
<b>g</b>	/dʒ/ /g/	age, gym, large, orange, vegetable, village, cabbage get, give, garden, great, green, good, big
<b>gh</b>	/f/	cough,
<b>j</b>	/dʒ/	jeans, jump, jam, job
<b>ng</b>	/ŋ/	evening, morning, sing, spring, beginning, boxing
<b>ph</b>	/f/	elephant, physical, nephew
<b>qu</b>	/kw/	quiet, quince, queen
<b>s</b>	/s/ /ʃ/	sport, story, surprise sugar, sure
<b>sh</b>	/ʃ/	English, share, show, wash, brush, short
<b>tch</b>	/tʃ/	Kitchen, match
<b>th</b>	/θ/ /ð/	thank, think, three, third, thirteen, Thursday the, they, their, this, that, these, brother, father, mother
<b>tue</b> <b>ture</b>	/tʃu:/ /tʃə/	statue picture
<b>tion</b>	/ʃn/	decoration, competition, information
<b>tre</b>	/tə/	centre, theatre, metre
<b>x</b>	/ks/	next, six, sixteen, sixty, mix, extend

## List of irregular verbs:

be – was/were  
begin – began  
can – could  
come – came  
do – did  
fall – fell  
fight – fought  
get up – got up  
give – gave

go – went  
have – had  
make – made  
say – said  
see – saw  
send – sent  
sit – sat  
take – took  
wake up – woke up

## List of proper names

**Great Britain** /,ɡreɪt 'brɪtɪn/  
**England** /'ɪŋɡlənd/  
**Scotland** /'skɒtlənd/  
**Wales** /'weɪlz/  
**London** /'lʌndən/  
**The Thames** /ðə 'teɪmz/  
**The USA** /,ju:es'ei/  
**Los Angeles** /ləs'æŋdʒələs/  
**New York** /,nju: 'jɔ:k/  
**San Francisco** /,sæn frən'sɪskəʊ/  
**Washington** /'wɒʃɪŋtən/  
**Arizona** /,æri'zəʊnə/  
**Alaska** /ə'læskə/

**Rhode Island**  
/'rəʊd ,aɪlənd/  
**Westminster Abbey**  
/,westmɪnstər 'æbi/  
**The Statue of Liberty**  
/'stætʃu: əv 'lɪbəti/  
**The Golden Gate Bridge**  
/,gəʊldən 'geɪt 'brɪdʒ/  
**The Golden Gate Park**  
/,gəʊldən 'geɪt 'pɑ:k/  
**The Grand Canyon**  
/,grænd 'kænjən/  
**Loch Ness Monster**  
/,ləkness 'mɒnstə/

# Vocabulary

## Aa / eɪ /

<b>address</b> /ə'dres/	adresă	адрес
<b>adventure</b> /əd'ventʃə/	aventură	приключение
<b>alone</b> /ə'ləʊn/	singur	один
<b>apricot</b> /'eɪprɪkɒt/	caisă	абрикос
<b>appear</b> /ə'piə/	a apărea	появляться
<b>apron</b> /'eɪprən/	șorț	передник
<b>as well</b> /əz 'wel/	precum și	также
<b>attack</b> /ə'tæk/	a ataca	атаковать, нападать
<b>attachment</b> /ə'tætʃmənt/	document anexat	приложение
<b>aunt</b> /a:nt/	mătușă, tanti	тётя

## Bb / bi: /

<b>back to</b> /'bæk tu/	din nou la, înapoi	снова, обратно
<b>backyard</b> /'bækjɑ:d/	curte sau grădină în spatele casei	задний двор
<b>baker</b> /'beɪkə/	brutar	пекарь, булочник
<b>bar (of chocolate)</b> /bɑ:(r)/	bucată (de ciocolata)	плитка (шоколада)
<b>barefoot</b> /'beəfʊt/	descult	босой; босиком
<b>basket</b> /'bɑ:skɪt/	coș	корзина
<b>bear</b> /beə/	urs	медведь
<b>beet</b> /bi:t/	sfeclă	свекла
<b>before</b> /bɪ'fɔ:(r)/	înaintea	впереди; перед
<b>beginning</b> /bɪ'gɪnɪŋ/	început	начало
<b>behind</b> /bɪ'haɪnd/	în spate, în urmă	сзади, позади
<b>bell</b> /bel/	clopoțel	звонок
<b>bend</b> /bend/	cotitură	сгиб, изгиб
<b>between</b> /bɪ'twi:n/	între	между

## Vocabulary

<b>biscuit</b> /'bɪskɪt/	biscuit	печенье
<b>birth</b> /bɜːθ/	naștere	рождение
<b>bloom</b> /blu:m/	floare; a înflori	цвет; цветение
<b>blood</b> /blʌd/	sânge	кровь
<b>blush</b> /blʌʃ/	a roși	краснеть
<b>bowl</b> /bəʊl/	strachină	чаша (миска)
<b>box</b> /bɒks/	cutie	коробка
<b>borrow</b> /'bɒrəʊ/	a împrumuta	занимать
<b>bottle</b> /'bɒtl/	sticlă, butelie	бутылка
<b>boxing</b> /'bɒksɪŋ/	box	бокс
<b>bread</b> /bred/	pâine	хлеб
<b>bridge</b> /brɪdʒ/	pod	мост
<b>bring</b> /brɪŋ/	a aduce	приносить
<b>brook</b> /brʊk/	pârâu	ручей
<b>building</b> /'bɪldɪŋ/	clădire	постройка
<b>butter</b> /'bʌtə(r)/	unt	масло
<b>butterfly</b> /'bʌtəflaɪ/	fluture	бабочка

## Cc / si: /

<b>cabbage</b> /'kæbɪdʒ/	varză	капуста
<b>cable car</b> /'keɪbl kɑː/	tramvai	трамвай
<b>camp</b> /'kæmp/	tabără	лагерь
<b>camera</b> /'kæməərə/	aparat de fotografiat	фотоаппарат
<b>candle</b> /'kændl/	lumânare	свеча
<b>candy cane</b> /'kændi keɪn/	caramelă (în formă de bastonaș)	леденец
<b>canteen</b> /kæn'tiːn/	cantină	столовая

## Vocabulary

<b>carefree</b> /'keəfri:/	fără griji	беззаботный
<b>carol</b> /'kærəl/	colindă	рождественский гимн
<b>carry</b> /'kæri/	a purta, a duce	нести
<b>carton</b> /'kɑ:tn/	cutie de carton	картонная коробка
<b>catch</b> /kætf/	a prinde	поймать
<b>cheer</b> /tʃiə/	a încuraja	ободрять
<b>cherry</b> /'tʃeri/	vișină	вишня
<b>childhood</b> /'tʃaɪldhʊd/	copilărie	детство
<b>chocolate</b> /'tʃɒklət/	ciocolată	шоколад
<b>clear</b> /kliə/	clar	ясно
<b>climb</b> /klaɪm/	a se urca	подниматься
<b>clothes</b> /kləʊðz/	haine	одежда
<b>colour (v)</b> /'kʌlə(r)/	culoare	цвет
<b>cook (v)</b> /kʊk/	a găti, bucătar	готовить пищу, повар
<b>cookie</b> /'kʊki/	prăjitură	печенье
<b>competition</b> /,kɒmpə'tɪʃn/	concurs, competiție	соревнование
<b>cough</b> /kɒf/	tuse, a tuși	кашель, кашлять
<b>cousin</b> /'kʌzn/	văr, verișor	кузен
<b>crooked</b> /'krʊkɪd/	cotit, întortocheat	изогнутый
<b>cucumber</b> /'kju:kʌmbə/	castravete	огурец
<b>cupboard</b> /'kʌbəd/	bufet, dulap	буфет, шкаф
<b>curly</b> /'kɜ:li/	creț, buclat	кудрявый
<b>cycling</b> /'saɪklɪŋ/	ciclism	велоспорт

### Dd / dɪ: /

<b>decorate</b> /'dekəreɪt/	a decora	украшать
<b>devoted</b> /dɪ'vəʊtɪd/	devotat, credincios	преданный



## Vocabulary

<b>die</b> /daɪ/	a muri	умирать
<b>dream</b> /dri:m/	vis	сон
<b>dress</b> /dres/	rochie, a îmbrăca	платье, одевать(ся)
<b>drive</b> /draɪv/	a conduce	водить
<b>driver</b> /'draɪvə(r)/	șofer	водитель
<b>drop</b> /drɒp/	picătură, strop	капля
<b>(be) on duty</b> /ɒn 'dju:ti/	de serviciu	дежурный

### Ee /eɪ/

<b>end</b> /end/	a se sfârși	кончать
<b>eve</b> /i:v/	ajun	канун
<b>everybody</b> /'evri:bɒdi/	fiecare, toți	каждый, все
<b>extend</b> /ɪk'stend/	a extinde, a se întinde	простираť, тянуться

### Ff /ef/

<b>fairy</b> /'feəri/	zână	фея
<b>famous</b> /'feɪməs/	celebru	знаменитый
<b>farmer</b> /'fɑ:mə/	fermier	фермер
<b>Father Christmas</b> /,fɑ:ðə 'krɪsməs/	Moș Crăciun	Дед Мороз
<b>feel sorry</b> /,fi:l 'sɒri/	a fi plin de regret	сожалеть
<b>few</b> /fju:/	puțin	мало
<b>field</b> /fi:ld/	câmp	поле
<b>fight</b> /faɪt/	a se lupta	драться, сражаться
<b>fill</b> /fɪl/	a umple	наполнять

## Vocabulary

<b>find</b> /faɪnd/	a găsi	находить
<b>fishing</b> /'fɪʃɪŋ/	pescuit	рыбная ловля
<b>flour</b> /'flaʊə/	făină	мука
<b>fly</b> /flaɪ/	a zbura	летать
<b>(be) fond of</b> /bi 'fʌnd əv/	a fi iubitor de	любить
<b>forest</b> /'fɒrɪst/	pădure	лес
<b>forget</b> /fə'get/	a uita	забывать
<b>fox</b> /fɒks/	vulpe	лиса
<b>fridge</b> /frɪdʒ/	frigider	холодильник
<b>friendly</b> /'frendli/	prietenos	дружелюбный
<b>in front of</b> /ɪn 'frʌnt əv/	în faţă	перед
<b>frying-pan</b> /'fraɪɪŋ pæn/	tigaie	сковорода
<b>(have) fun</b> /,həv 'fʌn/	a se distra	веселиться

## Gg /dʒi:/

<b>game</b> /geɪm/	joc	игра
<b>garlic</b> /'gɑ:lɪk/	usturoi	чеснок
<b>gate</b> /geɪt/	poartă	ворота
<b>generous</b> /'dʒenərəs/	generos	щедрый
<b>go fishing</b> /,gəʊ 'fɪʃɪŋ/	a merge la pescuit	идти на рыбалку
<b>go hiking</b> /,gəʊ 'haɪkɪŋ/	a pleca în marş turistic	идти в поход
<b>go out</b> /,gəʊ 'aʊt/	a pleca	выйти
<b>go swimming</b> /,gəʊ 'swɪmɪŋ/	a merge la înot	идти плавать
<b>(be) good at</b> /bi 'gʊd ət/	a fi bun la	способный к

## Vocabulary

<b>granddaughter</b> / 'grændɔ:tə(r)/	nepoată	внучка
<b>grandfather</b> / 'grænfɑ:ðə(r)/	bunic	дедушка
<b>grandmother</b> / 'grænmʌðə(r)/	bunică	бабушка
<b>grandson</b> / 'grænsʌn/	nepot	внук
<b>ground floor</b> /,graʊnd 'flɔ:/	parter	первый этаж
<b>grow</b> /grəʊ/	a crește	расти
<b>guest</b> /gest/	oaspete	гость
<b>gym</b> /dʒɪm/	sală de gimnastică	спортивный зал

## Hh / eɪtʃ: /

<b>hairdresser</b> /'heədresə(r)/	coafor / coafeză	парикмахер
<b>hang</b> /hæŋ/	a atârna	вешать
<b>harvest</b> /'hɑ:vɪst/	recoltă	урожай
<b>hazel</b> /'heɪzl/	castaniu	светло-коричневый
<b>hear</b> /hiə/	a auzi	слышать
<b>helpful</b> /'helpfl/	folositor	полезный
<b>hide-and-seek</b> /'haɪd n 'si:k/	de-a v-ați ascunselea	(игра в) прятки
<b>hiking</b> /'haɪkɪŋ/	excursie făcută pe jos	пеший туризм
<b>hill</b> /hɪl/	deal, colină	холм
<b>history</b> /'hɪstəri/	istorie	история

## Vocabulary

<b>hockey</b> /'hɒki/	hochei	хоккей
<b>homework</b> /'həʊmwɜ:k/	temă de acasă	домашняя работа
<b>honey</b> /'hʌni/	miere	мёд
<b>hopscotch</b> /'hɒpskɒtʃ/	șotron	классики
<b>hot dog</b> /'hɒt dɒg/	hot dog	ХОТ ДОГ
<b>how many</b> /,haʊ 'meni/	câte, câți?	СКОЛЬКО
<b>how much?</b> /,haʊ 'mʌtʃ/	cât	СКОЛЬКО
<b>hug</b> /hʌg/	a îmbrățișa	обнимать
<b>hurry up</b> /,hʌri 'ʌp/	a se grăbi	торопиться

ii / ai /

<b>important</b> /ɪm'pɔ:tənt/	important	важный
<b>impress</b> /ɪm'pres/	a impresiona	производить впечатление
<b>impression</b> /ɪm'preʃn/	impresie	впечатление
<b>inside</b> /ɪn'saɪd/	în interiorul	внутри
<b>interesting</b> /'ɪntərəstɪŋ/	interesant	интересный
<b>interrupt</b> /,ɪntə'rʌpt/	a întrerupe	прерывать
<b>invite</b> /ɪn'vaɪt/	a invita	приглашать
<b>invitation</b> /,ɪnvɪ'teɪʃn/	invitație	приглашение
<b>IT (information technology)</b> /aɪ'ti:/	informatica	информатика

# Vocabulary

## Jj / dʒeɪ /

<b>jam</b> /dʒæm/	gem	джем
<b>job</b> /dʒɒb/	lucru, serviciu	работа
<b>join</b> /dʒɔɪn/	a se alătura	присоединяться

## Kk / keɪ /

<b>kangaroo</b> /,kæŋgə'ru:/	cangur	кенгуру
<b>kiss</b> /kɪs/	sărut	поцелуй
<b>knock</b> /nɒk/	a bate	стучать

## Ll / el /

<b>lazy</b> /'leɪzi/	leneș	ленивый
<b>letter</b> /'letə(r)/	literă, scrisoare	буква, письмо
<b>lion</b> /'laɪən/	leu	лев
<b>little (butter)</b> /lɪtl/	puțin; mic	мало
<b>a loaf of bread</b> /ə,ləʊf əv 'bred/	o pâine	хлеб
<b>lock (v)</b> /lɒk/	a încuia	запирать
<b>locate</b> /ləʊ'keɪt/	a găsi	определять место
<b>look after</b> /,lʊk 'ɑ:ftə(r)/	a avea grijă de	заботиться о
<b>look like</b> /'lʊk laɪk/	a semăna cu cineva / ceva	быть похожим на
<b>lollipop</b> /'lɒlɪpɒp/	acadea	леденец на палочке
<b>lonely</b> /'ləʊnli/	solitar	одинокий
<b>lovely</b> /'lʌvli/	frumos, atrăgător, încântător	красивый, прекрасный
<b>loud</b> /laʊd/	tare, puternic, răsunător	громкий



# Vocabulary

## Mm /em/

<b>match</b> /mætʃ/	a potrivi	подбирать под пару
<b>maths</b> /mæθs/	matematică	математика
<b>mashed potatoes</b> /,mæʃt pə'teitəʊz/	piure	картофельное пюре
<b>me</b> /mi:/	mie	мне
<b>meat</b> /mi:t/	carne	мясо
<b>medicine</b> /'medsn/	medicament	лекарство
<b>merry</b> /'merɪ/	vesel, fericit	весёлый
<b>miserable</b> /'mɪzrəbl/	trist	жалкий
<b>miss</b> /mɪs/	a-i lipsi, a duce dorul	пропустить, скучать
<b>mobile phone</b> /,məʊbaɪl 'fəʊn/	telefon mobil	мобильный телефон
<b>money</b> /'mʌni/	bani	деньги
<b>mountain</b> /'maʊntən/	munte	гора
<b>music</b> /'mjuzɪk/	muzică	музыка
<b>musician</b> /mju'zɪʃn/	muzician	музыкант

## Nn /en/

<b>need</b> /ni:d/	a avea nevoie	нуждаться
<b>neighbourhood</b> /'neɪbəhʊd/	vecinătate	соседство
<b>nephew</b> /'nefju:/	nepot	племянник
<b>news</b> /'nju:z/	știre; noutate	новость
<b>next to</b> /nekst tə/	alături de	рядом
<b>niece</b> /ni:s/	nepoată	племянница
<b>nobody</b> /'nəʊbədi/	nimeni	никто

# Vocabulary

## Oo / əʊ /

<b>onion</b> /'ʌnjən/	ceapă	лук
<b>ornament</b> /'ɔ:nəmənt/	ornament	украшение
<b>outside</b> /aʊt'saɪd/	afară	во дворе
<b>oval</b> /əʊvl/	oval	овальный
<b>(be) over</b> /bɪ 'əʊvə(r)/	a se termina	заканчиваться
<b>oversleep</b> /,əʊvə'sli:p/	a se scula prea târziu	проспать

## Pp / pi: /

<b>pack</b> /pæk/	a împacheta	укладывать
<b>palace</b> /'pæləs/	palat	дворец
<b>pancake</b> /'pæŋkeɪk/	clătită	блин
<b>party</b> /'pɑ:ti/	petrecere, serată	приём гостей, вечеринка
<b>pea</b> /pi:/	mazăre	горох
<b>people</b> /'pi:pl/	oameni	люди
<b>PE (physical education)</b> /pi: 'i:/	educație fizică	физическое воспитание
<b>pepper</b> /'pepə/	ardei	перец
<b>petal</b> /'petl/	petală	лепесток
<b>pie</b> /paɪ/	plăcintă	пирог
<b>picnic</b> /'pɪknɪk/	picnic	пикник
<b>picture</b> /'pɪktʃə/	tablou, fotografie	картина, фотография
<b>pilot</b> /'paɪlət/	aviator	лётчик
<b>plant (v)</b> /'plɑ:nt/	a planta	сажать
<b>place</b> /pleɪs/	loc	место

## Vocabulary

<b>place (of interest)</b> /'pleɪs (əv 'ɪntrəst)/	obiectiv turistic	достопримечательность
<b>playground</b> /'pleɪgraʊnd/	teren de joacă	площадка (для игр)
<b>potato</b> /pə'tetəʊ/	cartof	картофелина
<b>present</b> /'preznt/	cadou	подарок
<b>(be) proud of</b> /'praʊd əv/	(a fi) mândru de	гордиться
<b>pudding</b> /'pʊdɪŋ/	budincă	пудинг
<b>pull</b> /pʊl/	a trage	тянуть

## Rr /ɑ:(r) /

<b>race</b> /reɪs/	cursă	гонки
<b>raise</b> /reɪz/	a ridica	поднимать
<b>really</b> /'ri:əli/	cu adevărat	действительно
<b>relative</b> /'relətɪv/	rudă	родственник
<b>religious</b> /rɪ'lɪdʒəs/	religios	религиозный
<b>reindeer</b> /'reɪndɪə/	ren	олень
<b>(be) respectful</b> /rɪ'spektfl/	respectuos	вежливый
<b>ribbon</b> /'rɪbən/	panglică	лента
<b>rice</b> /raɪs/	orez	рис
<b>riddle</b> /'rɪdl/	ghicitoare	загадка
<b>ring</b> /rɪŋ/	a suna	звонить
<b>road</b> /rəʊd/	drum	дорога
<b>royal</b> /'rɔɪəl/	regal	королевский
<b>Romanian</b> /rəʊ'meɪniən/	limba română	румынский язык
<b>rule</b> /ru:l/	regulă	правило
<b>runny nose</b> /'rʌni 'nəʊz/	guturai	насморк

# Vocabulary

## Ss /es/

<b>salt</b> /sɔ:lt/	sare	соль
<b>save</b> /seɪv/	a păstra	сохранить
<b>science</b> /'saɪəns/	științe	естественные науки
<b>seed</b> /si:d/	sămânță	семя, зерно
<b>share</b> /ʃeə/	a împărți, a împărtăși	делить (ся)
<b>shell</b> /ʃel/	scoică	ракушка
<b>show</b> /ʃəʊ/	a arăta	показывать
<b>(be) sick</b> /sɪk/	(a fi) bolnav	болеть
<b>sight</b> /saɪt/	obiectiv turistic	достопримечательность
<b>sleigh</b> /sleɪ/	sanie (cu cai)	сани
<b>slim</b> /slɪm/	zvelt	стройный
<b>smile</b> /smaɪl/	a zâmbi	улыбаться
<b>snack bar</b> /'snæk bɑ:(r)/	snack bar	буфет
<b>some</b> /sʌm/	câțiva, ceva	несколько
<b>something</b> /'sʌmθɪŋ/	ceva	что-то
<b>son</b> /sʌn/	fiu	сын
<b>sore throat</b> /'sɔ:θrəʊt/	roșu în gât	больное горло
<b>sneeze</b> /sni:z/	a strănuta	чихать
<b>snowdrop</b> /'snəʊdrɒp/	ghiocel	подснежник
<b>spend</b> /spend/	a petrece (timpul)	проводить (время)
<b>statue</b> /'stætʃu:/	statuie	статуя
<b>stick (n)</b> /stɪk/	băț	палка
<b>stocking</b> /'stɒkɪŋ/	ciorap	чулок
<b>stone</b> /stəʊn/	sâmbure	косточка
<b>story</b> /'stɔ:ri/	poveste, istorie	рассказ, история

## Vocabulary

<b>strawberry</b> /'strɔ:bəri/	căpșună	клубника
<b>subject</b> /'sʌbdʒɪkt/	obiect de studiu	предмет
<b>suddenly</b> /'sʌdənlɪ/	brusc	внезапно
<b>sugar</b> /'ʃʊgə/	zahăr	сахар
<b>suggestion</b> /sə'dʒestʃən/	sugestie	совет
<b>(do) sums</b> /sʌmz/	a face calcule	решать задачи
<b>surprise</b> /sə'praɪz/	surpriză	сюрприз

## Tt /ti:/

<b>tailor</b> /'teɪlə/	croitor	портной
<b>take care of</b> /,teɪk 'keə(r)əv/	a avea grijă de	заботиться
<b>take part in</b> /,teɪk 'pɑ:t m/	a participa la	участвовать в
<b>take place</b> /,teɪk 'pleɪs/	a avea loc	состояться
<b>tear</b> /tɪə/	lacrimă	слеза
<b>technology</b> /tek'nɒlədʒi/	tehnologie	технология
<b>then</b> /ðen/	apoi	тогда; потом
<b>throat</b> /θrəʊt/	gât	горло
<b>tidy up</b> /,taɪdɪ 'ʌp/	a face ordine	приводить в порядок
<b>tiger</b> /'taɪgə/	tigru	тигр
<b>together</b> /'təgeðə(r)/	împreună	вместе
<b>torch</b> /tɔ:tʃ/	torță	факел
<b>toss</b> /tɒs/	a întoarce	подбрасывать
<b>treasure</b> /'treʒə/	comoară	сокровище
<b>turkey</b> /'tɜ:ki/	curcan	индюк
<b>twice</b> /twɑɪs/	de două ori	дважды



# Vocabulary

## Uu /ju: /

<b>uncle</b> /'ʌŋkl/	unchi	дядя
<b>understand</b> /,ʌndə'stænd/	a înțelege	ПОНИМАТЬ

## Vv /vi: /

<b>village</b> /'vɪlɪdʒ/	sat	деревня, село
<b>visit</b> /'vɪzɪt/	a vizita	посещать, навещать
<b>voice</b> /vɔɪs/	voce	ГОЛОС

## Ww /dʌblju: /

<b>watch</b> /wɒtʃ/	a privi	наблюдать
<b>weather</b> /'weðə/	vreme, timp	погода
<b>weekend</b> /,wi:k'end/	sfârșit de săptămână	уикенд
<b>wheat</b> /wi:t/	grâu	пшеница
<b>while</b> /wɑɪl/	în timp ce	в то время как
<b>wide</b> /waɪd/	larg	широкий
<b>wonder</b> /'wʌndə/	minune	чудо
<b>work hard</b> /'wɜ:k 'hɑ:d/	a lucra mult	много работать
<b>writer</b> /'raɪtə(r)/	scriitor	писатель

## Zz /zed /

<b>zip</b> /zɪp/	a încheia fermoarul	застегивать на МОЛНИЮ
------------------	---------------------	--------------------------

# English

**English** is a three-level course which satisfies the new National Curriculum requirements in Moldova.

- **English** encourages pupils' interaction and communication;
- Provides systematic development of grammar, vocabulary, reading, writing, listening, speaking and pronunciation, integrated throughout;
- Raises pupils' awareness of cultural diversity;
- Makes it possible to check progress in an informal way through activities which involve discovery, problem-solving, language use and creative response.

Each level of **English** contains:

- **The Pupil's Book** – a beautifully illustrated textbook with stimulating activities that are based on child-friendly vocabulary and are pupil-oriented.
- **The Workbook** – a collection of activities that mirror the Pupil's Book content and provide additional material for classroom and home use.
- **The Teacher's Book** – a guide for teachers.

ISBN 978-9975-0-0333-9



9 789975 003339