



Ministerul Educației,
Culturii și Cercetării
al Republicii Moldova

Iulia IGNATIUC Lara ALADIN Ana MUNTEAN Ludmila FOCA Dina PUIU

English

Pupil's Book



Level

A1.1

Editura Arc





Ministerul Educației, Culturii și Cercetării al Republicii Moldova

Iulia IGNATIUC Lara ALADIN Ana MUNTEAN Ludmila FOCA Dina PUIU

English *Pupil's Book*

Level

A1.1

Editura Arc



Manualul școlar a fost aprobat prin Ordinul ministrului Educației, Culturii și Cercetării nr. 1381 din 30 octombrie 2019, în urma evaluării metodico-științifice și este realizat în conformitate cu Curriculumul școlar aprobat prin Ordinul ministrului Educației, Culturii și Cercetării nr. 1124 din 20 iulie 2018.

Acest manual este proprietatea Ministerului Educației, Culturii și Cercetării al Republicii Moldova.

Școala				
Manualul nr.				
Anul de folosire	Numele și prenumele elevului	Anul școlar	Aspectul manualului	
			la primire	la returnare
1.				
2.				
3.				
4.				
5.				

- Dirigințele clasei trebuie să controleze dacă numele elevului este scris corect.
- Elevul nu va face niciun fel de însemnări în manual.
- Aspectul manualului (la primire și la returnare) se va aprecia: *nou, bun, satisfăcător, nesatisfăcător*.

Comisia de evaluare: *Daniela Munca-Afteniev*, doctor în pedagogie, Academia de Inovare și Schimbare prin Educație;
Natalia Cojuhari, profesoară, grad didactic superior, IPLT „Mihai Eminescu”, Bălți;
Svetlana Lungu, profesoară, grad didactic superior, LT „Mihai Eminescu”, Chișinău;
Olga Lupu, profesoară, grad didactic superior, LT „Ion Creangă”, Chișinău;
Natalia Șevciuc, profesoară, grad didactic superior, IPLT „Victor Suhomlinski”, Edineț.

Lector: *Valentina Șmatov*

Desene: *Aliona Timuța*

Imagini: www.shutterstock.com

Machetare computerizată: *Denis Grădinaru, Valentina Stratu*

Copertă: *Dragoș Popa*

Redactor tehnic: *Zoe Ciumac*

Editura se obligă să achite deținătorilor de copyright, care nu au fost contactați, costurile de reproducere a imaginilor folosite în prezenta ediție.

© Editura Arc, 2019

© Editura Prut Internațional, 2019

© Iulia Ignatiuc, Lara Aladin, Ana Muntean, Ludmila Foca, Dina Puiu, 2019

Editura Arc, str. G. Meniuc nr. 3, MD 2009, Chișinău;

tel.: (+373 22) 73-36-19, 73-53-29; fax: (+373 22) 73-36-23;

e-mail: info.edituraarc@gmail.com; www.edituraarc.md

Descrierea CIP a Camerei Naționale a Cărții

English. Pupil's Book : Level A1.1 / Iulia Ignatiuc, Lara Aladin, Ana Muntean [et al.]; comisia de evaluare: Daniela Munca-Afteniev [et al.]; Min. Educației, Culturii și Cercet. al Rep. Moldova. – [Chișinău] : Arc, 2019 (Imprimat în Ucraina). – 112 p. : fig. color, tab.

25000 ex.

ISBN 978-9975-0-0335-3.

811.111(075)

E 57

CONTENTS

Introduction Hello!

Lesson One. I am Dan.....	4
Lesson Two. What is your name?.....	6
Lesson Three. How are you?	8
Lesson Four. How old are you?	10
Lesson Five. My apple is red	12
Let's Test Our Skills	14
Project. My Picture ABC	15

Unit 1 My Family

Lesson One. My father is strong	16
Lesson Two. Is your mother a teacher?	18
Lesson Three. This is a parrot.....	20
Lesson Four. We are brother and sister.....	22
Lesson Five. That is my grandpa.....	24
Lesson Six. It's on the desk.....	26
Lesson Seven. Where is grandma?	28
Let's Test Our Skills	30
Time for self-assessment	32
Project. My Family Tree	33

Unit 2 My World

Lesson One. I have a dog	34
Lesson Two. Do you have a bike?.....	36
Lesson Three. He has a robot	38
Lesson Four. School supplies	40
Lesson Five. I can read	42
Lesson Six. How many?	44
Lesson Seven. These are my books	46
Let's Test Our Skills	48
Time for self-assessment	50
Project. My Room.....	51

The World Around Me Unit 3

Lesson One. The seasons	52
Lesson Two. The twelve months.....	54
Lesson Three. What day is it today?	56
Lesson Four. I go to school.....	58
Lesson Five. In the park.....	60
Lesson Six. Where are you from?.....	62
Lesson Seven. These are her pets	64
Lesson Eight. Easter	66
Let's Test Our Skills	68
Time for self-assessment	69
Project. My Favourite Season	71

Busy Days Unit 4

Lesson One. I am reading	72
Lesson Two. I am not playing	74
Lesson Three. This is my shirt	76
Lesson Four. He is wearing a T-shirt.....	78
Lesson Five. In the village	80
Lesson Six. I was at the zoo yesterday.....	82
Lesson Seven. He'll be eleven in June.....	84
Lesson Eight. Summer vacation.....	86
Let's Test Our Skills	88
Time for self-assessment	90
Project. My Friend.....	91

My self-assessment sheet.....	92
Transcripts.....	93
The English ABC.....	99
Phonics	100
Vocabulary	101

1 Meet your new friends.

I am Dan.



I am Ann.



I am Nick.



I am Alex.



Hello!

I am Sofia.



I am Tim.



I am Robbie.



I am Kate.

**Look, listen and repeat.****Aa****Bb****Cc**

I am Dan



2 Listen and say.

Hello, I am Dan.

Hello, I am ...

Hello, I am Kate.


Rhyme Time

Hello, Hello!
I am Tim. I am Dan.
Hello, hello!
I am Alex. I am Ann.




3 Listen and do.

Stand up.



Sit down.



4

Say *Goodbye*.

Goodbye, Dan.



Goodbye, Kate.



Look, listen and repeat.

Dd



Ee





1 Listen and repeat.

Hello! I am Dan.
What is your name?



Hello, Dan.
My name is Tim.



2 Ask and answer.



What is your name?

My name is ...


Rhyme Time

Hello, Hello!
I am Tim. I am Dan.
What is your name?
My name is Alex.
My name is Ann.



3 Let's talk.

Hello!
My name is ...
What is your name?



My name is ...

I am ...



Look, listen and repeat.

Ff



Gg



Hh



What is your name?



Learn the numbers.

1



2



3



4



5



6



Listen, repeat and do.

1 2 3



Clap, clap, clap.

4 5 6



Tap, tap, tap.

1 2 3 4 5 6



Clap, clap, clap.

1 2 3 4 5 6



Tap, tap, tap.

6

Look and match.



A

C

B



D

E



Look, listen and repeat.

ii



Jj



F G H I J



1 Listen and repeat.

Hello, Kate.
How are you?

I am fine,
thank you.



I am fine, thank you.
And you?

2

Greet your friends.

Hello, ...
How are ... ?



I am ... ,

I am fine, thank ...
And you?



Look, listen and repeat.

Kk



Ll



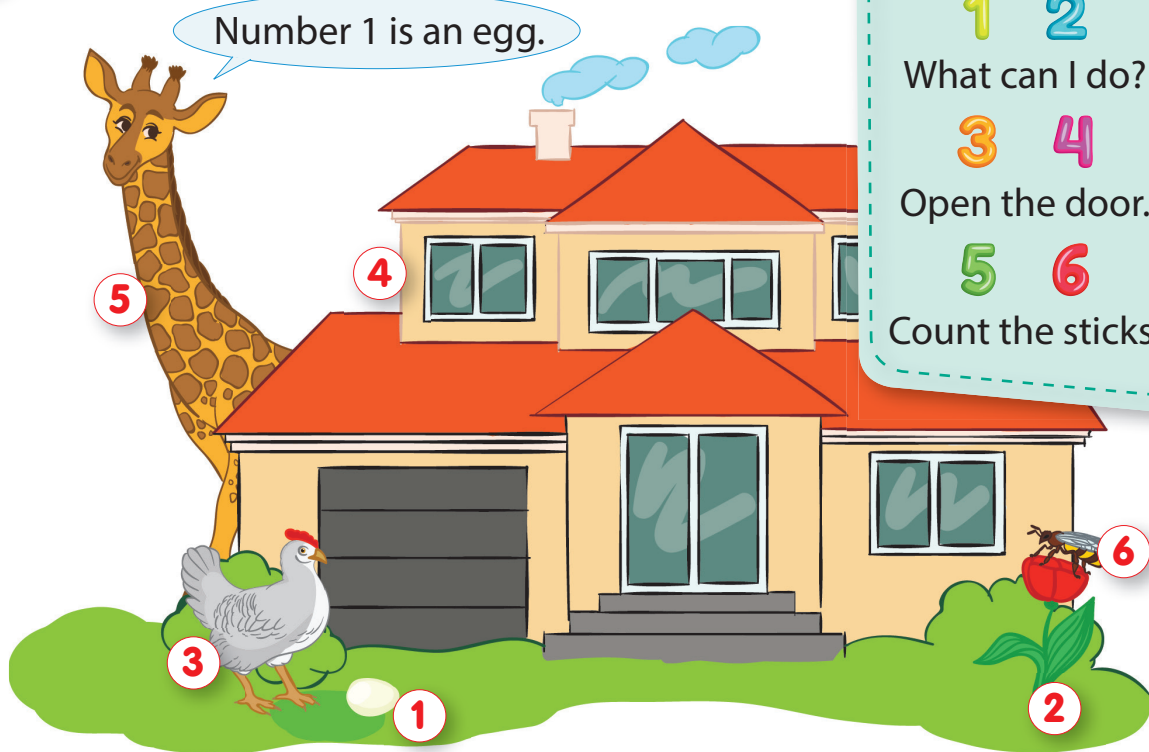
Mm



How are you?



Look, listen and repeat.



Rhyme Time

1 2

What can I do?

3 4

Open the door.

5 6

Count the sticks.

4 Ask and answer.

What is number 1?

An egg.



Look, listen and point.

A B C D E F G H I J



Look, listen and repeat.

Nn



Oo



K

L

M

N

O




Let's learn the numbers.



2

Say the missing numbers.



Listen and repeat.



How old are you?

I am eight.



Let's sing

How old are you?
How old are you?
I am eight.
I am nine.
How are you?
How are you?
I am great.
I am fine.

Go to page 94



Look, listen and repeat.

Pp



Qq



Rr



How old are you?

4 Let's talk.

How old are you?

I am nine.

I am eight.
And you?

Hello, how are you?

I am fine.

I am great.
And you?

5 Look and match.



C is for cat.



6 Look again and say.



Number 9 is
a monkey.



Look, listen and repeat.

Ss



Tt



P

R

Q

S

T



1 Look, listen and repeat.

red

yellow

blue

green





white



The sun is yellow.
The grass is green.
My rabbit is white.
My umbrella is red, yellow and blue.



2 Listen and point.



Look, listen and repeat.

Uu



Vv



Ww



My apple is red

3 Ask and answer.

What is white?

The flower is white.




Rhyme Time

I like my rabbit.
It is so white!
I like my parrot.
It is so bright!

4 Choose and name the starting letter.



5 Draw, colour and say.



My apple is red.

My flower is yellow.



Look, listen and repeat.

Xx



Yy



Zz



1 Can you say your name?



Hello.
My name is ...



I am ...

2 Can you greet your friends?

Hello, ... How are ... ?

Hello ... I am fine, ...
And you?

I am ... , thank you.

3 Let's talk.

Hello. What is your name?

My name is ...

How old are you?

I am ...

4 Look and match.

3



7



4



10

5



12




5 Listen and write the numbers.

6 Can you say the numbers?

3 4 7 8 10
6 11 5 9

7 Let's play *I Know a Rhyme*.

Super!




















My Picture ABC

1. Colour the letters.

A	B	C	D	E	
F	G	H	I	J	K
L	M	N	O	P	
Q	R	S	T	U	
V	W	X	Y	Z	


2. Draw the missing pictures.

3. Cut out the letters.

4. Stick a letter next to the corresponding picture.

5. Display your picture ABC in class.



1 Let's learn.

father

mother

sister

brother

He is my father.
His name is Martin.
She is my mother.
Her name is Emily.
She is my sister.
Her name is Tina.

He is my brother.
His name is Dan.

2 Look and say.




Mother and



Tina and

Tina and **her** motherDan and **his** father

Father and



Dan and



3 Look, listen and repeat.




He is Martin. He is **strong**.
She is Emily. She is **pretty**.
She is Tina. She is **tall**.
He is Dan. He is **smart**.



My father is strong

4 Draw and speak about your family.



Rhyme Time

Clap, clap, 1 2 3

Father, Mother,
Sister and ME.

Clap, Clap, 1 2 3

Mother, Father,
Brother and ME.

5 Look and say.



6 Let's read.

Dan. I am Dan.

Ann. I am Ann.

7 Let's write.

Aa Ii Dd Mm Nn

1 Let's learn.

grandpa

programmer

pupil

teacher

grandma


vet

doctor



My grandpa
is a vet.

My grandma
is a teacher.



My brother
is a pupil.

My mother
is a programmer.

My father
is a doctor.



2 Look and say.


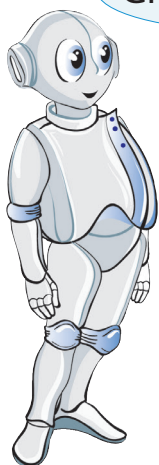
Grandpa is tall.

Mother is ...

Father is ...

Dan is ...

Grandma is ...



Is your mother a teacher?



3 Listen and repeat.

– Is your mother a teacher?
– Yes, she is.

– Is your father a vet?
– No, he isn't.

Rhyme Time

Grandpa, Grandma,
Grandpa, Grandma,
You are very special,
You are very special.
Flowers for you,
I love you.

4 Ask and answer.

Is your grandpa a programmer?

Yes, he is. / No, he isn't.

Is your grandma a doctor?

Yes, she is. / No, she isn't.

5 Let's talk.

Is your sister a pupil?

Yes, she is.

No, she isn't.

6 Look and say.



a ball
B is for ball.



Bb



Ee



Hh



Ss



Tt

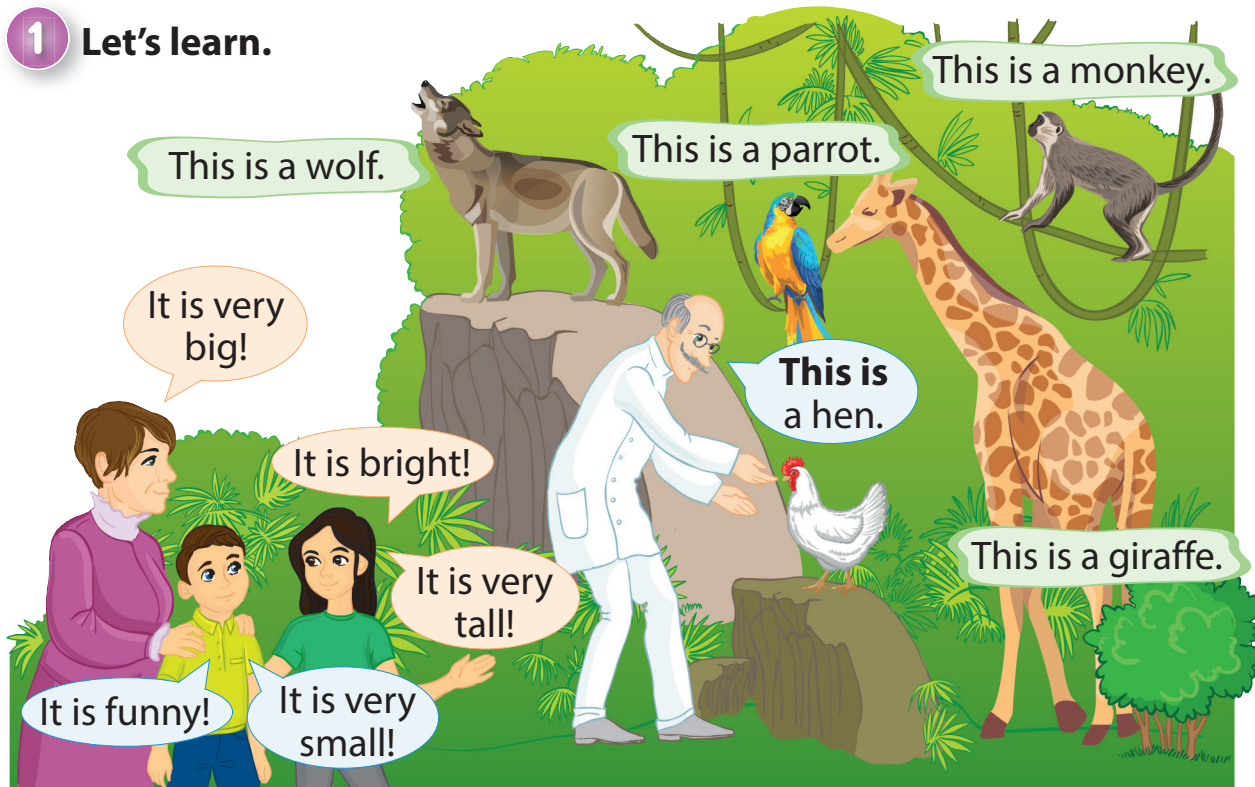
7 Let's read.

He is Ben. He is ten.
She is Ann. She is nine.

8 Let's write.

Ee Bb Hh Ss Tt
He is Ben. He is ten.

1 Let's learn.



2 Look again and say.



3 Look, listen and repeat.


Is **this** a hen? No, it isn't.
Is **it** a parrot? Yes, it is.



th	
/θ/	/ð/
three	this
thanks	father
	mother
	brother

This is a parrot

4 Ask and answer.



Rhyme Time

Father finger, father finger,
How are you?
I am fine. I am fine.
Thank you. And you?
Mother finger, mother finger,
How are you?
I am great. I am great.
Thank you. And you?



5 Learn to introduce your friend. Listen and repeat.

Dan: Grandpa, this is Nick.
He is my friend.

Grandpa: Nice to meet you.

Nick: Nice to meet you too.

Tina: Hello, Kate. This is Ann.
She is my friend.

Kate: Hello, Ann.

Ann: Hello, Kate.

6 Let's talk.

Hello, ... This is ...
He / She is my friend.

Hello, ...

Hello, ...

7 Look and say.



8 Let's write.

Oo Cc Ff Rr Pp
mother father brother
This is a parrot. This is a cat.

1 Let's learn.

We are nine.



We are strong.



They are eight.




eight
bright



They are my mother and father.


They are my grandpa and grandma.



We are brother and sister.



2 Look again, listen and say.



They are brother and sister.

Tina and Dan.

We are brother and sister


3 Point and say.



They are strong.



8



12



4 Can you find the missing letters? Read the words.

t

h

mo__her

fat__er

bro__her

__his

t__ree

5 Look and say.



a giraffe
G is for giraffe.



6 Let's read.

I am Dan. I am eight.
This is Nick. He is eight too.
This is Alex. This is Sofia. They are nine.
They are smart.


7 Let's write.

Gg Kk Ll Ww Yy
We are smart.
They are strong.

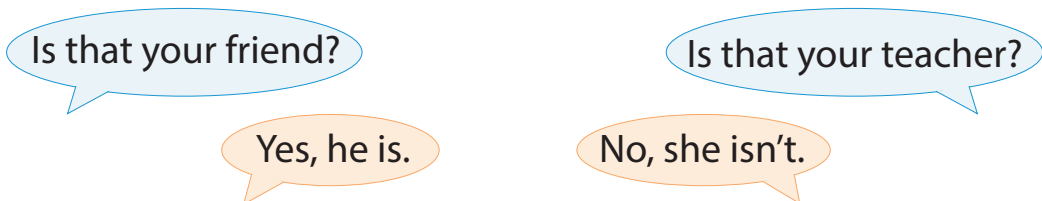
Rhyme Time

Why do you cry, Willy?
Why do you cry?
Why, Willy? Why, Willy?
Why, Willy? Why?

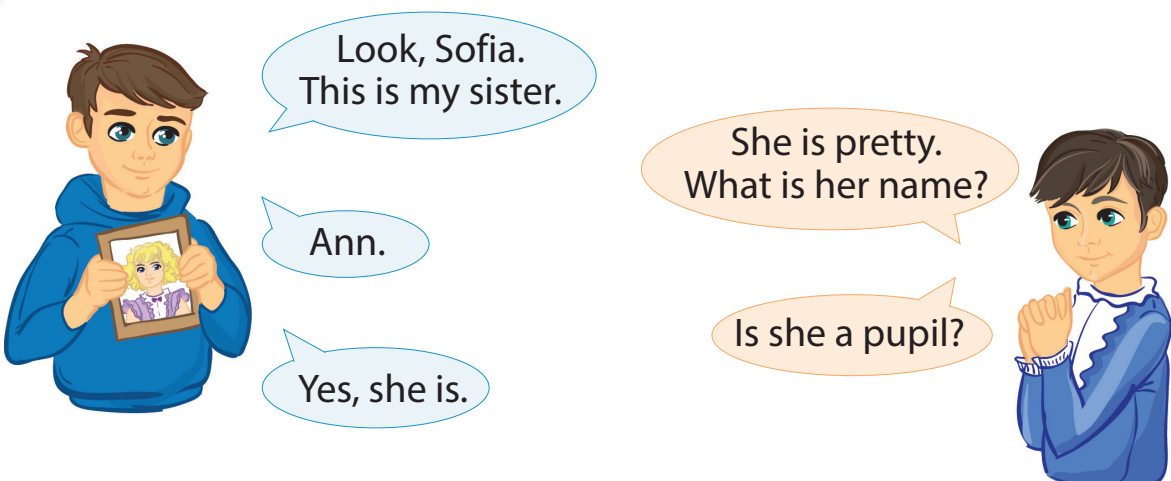
1 Let's learn.



2 Ask and answer.



3 Let's read.



That is my grandpa

4 Let's talk.

This is my ...

Is he a ... ?

Yes, he is.

No, he isn't.

Is she a ... ?

Yes, she is.

No, she isn't.



5 Look, listen and say **Yes** or **No**.



6 Look and say.



7 Read and write.

Jj Qq Uu Vv Xx Zz

I like jelly beans.

My umbrella is red and blue.

My grandpa is a vet.

1 Let's learn.



present



shelf



desk



bed



chair



The parrot is on the desk.
The cat is under the desk.



on

under

2 Look and say.



The ball is
... the chair.

The cat is
... the chair.



The present is
... the shelf.




The train is ... the desk.

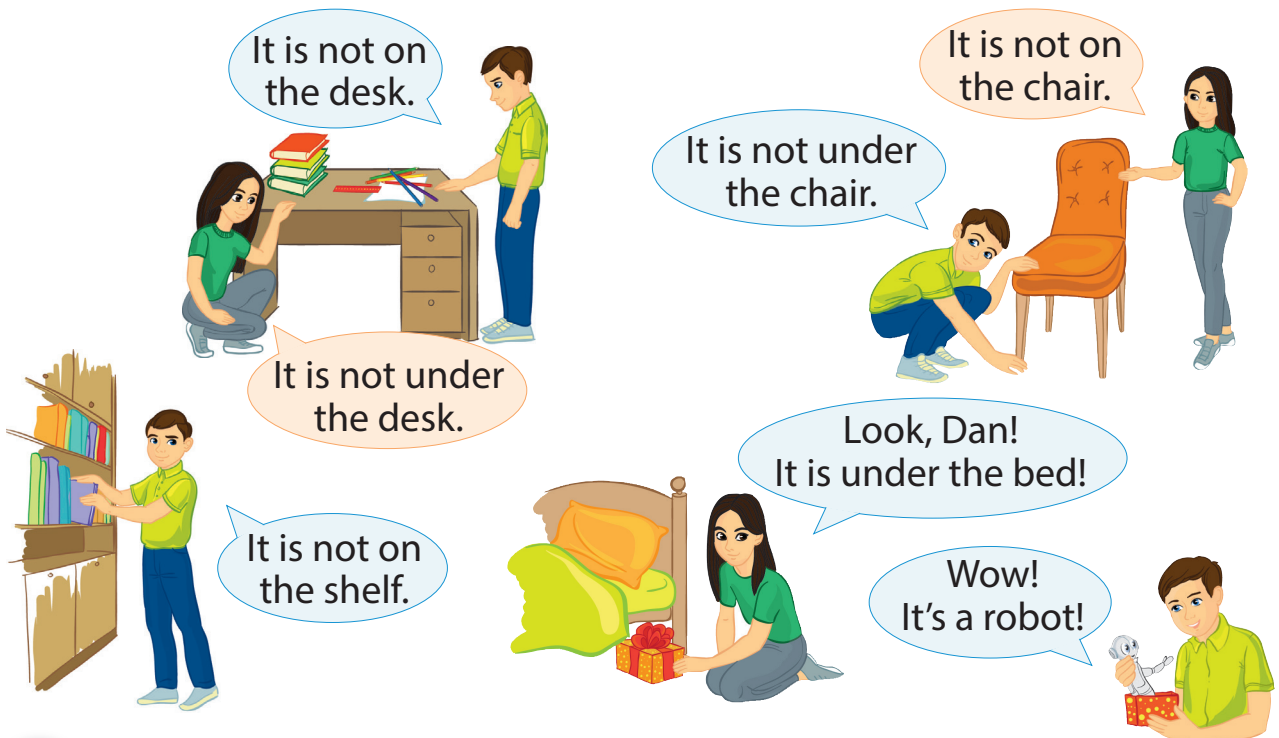
The dog is ... the desk.



3 Look, listen and read.



It's on the desk



4 Read again and say **Yes** or **No**.

1. The robot is on the desk.
2. The robot is under the desk.
3. The robot is on the chair.
4. The robot is under the chair.
5. The robot is under the bed.

Rhyme Time

Where is my cat?
Where? Where?
Oh, look!
It's under the chair.

5 Choose and write.

sh

ch

she

__elf

tea__er

__air

__ort


6 Let's write.

The dog is not on the bed.
It is under the bed.

7 Let's find the letters that rhyme.

A B C D E F G H I J K

1 Let's learn.



It's a bathroom.
It's yellow.

It's a bedroom.
It's green.

It's a living room.
It's blue.

It's a kitchen.
It's blue too.



2 Look again. Point and say.

The bedroom is ...

The living room is ...

The kitchen is ...

The bathroom is ...

ch	sh
/tʃ/	/ʃ/
chair	she
teacher	shelf
kitchen	short



3 Look, listen and answer.

Where is the cat?


In the bathroom.



Where is grandma?



4 Look, listen and say **Yes** or **No**.



5 Look again, ask and answer.

Where is the mouse?

It's on the desk.

6 Let's read.

The chair is in the living room.
The mouse is under the chair.
Where is Grandma?
Grandma is on the chair.



7 Can you write sentences?

The shelf
The bed
The desk
The chair

is

in the bedroom.
in the bathroom.
in the living room.
in the kitchen.

8 Let's play **The ABC game**.

What number starts with **O**?

O

T

F

S

E

N

One.

2

4

6

1

9

7

3

8

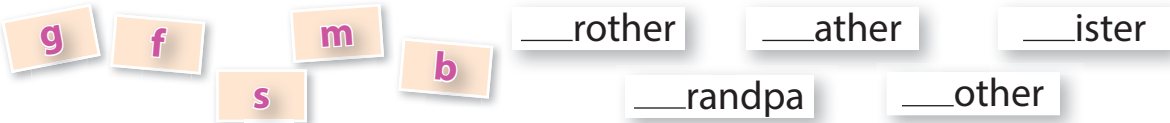
5

10

1 Can you match the letters?



2 Can you write the starting letter?



3 Can you match and read the sentences?

___ is Ann.

___ are brother and sister.

He She
We They

___ is Ben.

___ are Dan and Nick.

4 Can you write the missing word.



This is Alex.
... is nine.
... skateboard is blue.



This is Kate.
... is eleven.
... sister is smart.



This is Dan.
... is eight.
... mother is a programmer.



This is Tina.
... is twelve.
... father is a doctor.

5 Can you choose the right word?



This is a ball. It is big / small.

This is a chair. It is new / old.




This is a shelf. It is short / long.



This is a dog. It is big / small.






















6 Can you find the odd-one-out?




7 Can you say where they are?



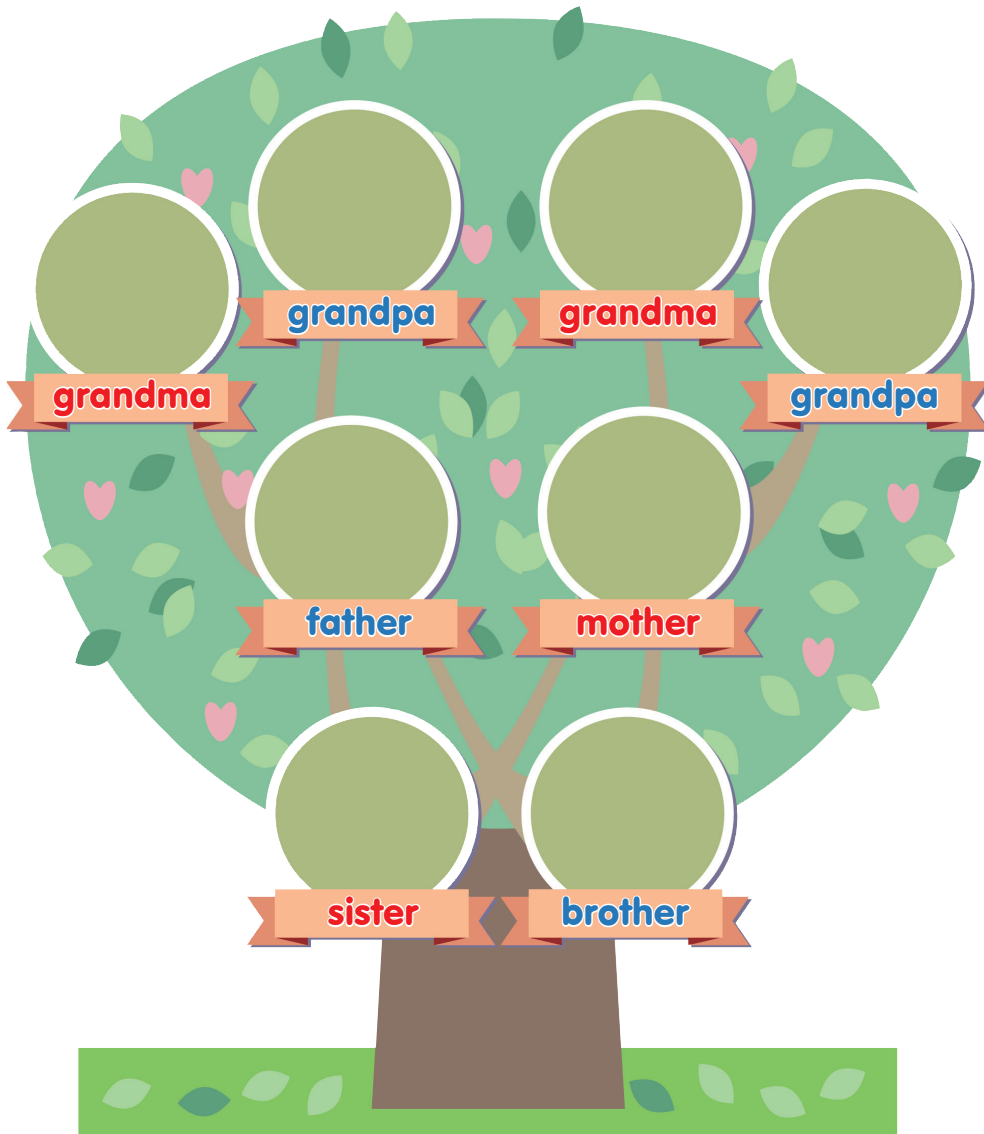
1. I can greet people.		  
2. I can say my name and age.	My name is _____. I _____.	  
3. I can name family members.		  
4. I can introduce my friend.	  He is _____. She is _____. This is _____. This is _____.	  
5. I can recite my favourite rhyme.		  

You are great!



My Family Tree

1. Draw your family tree.




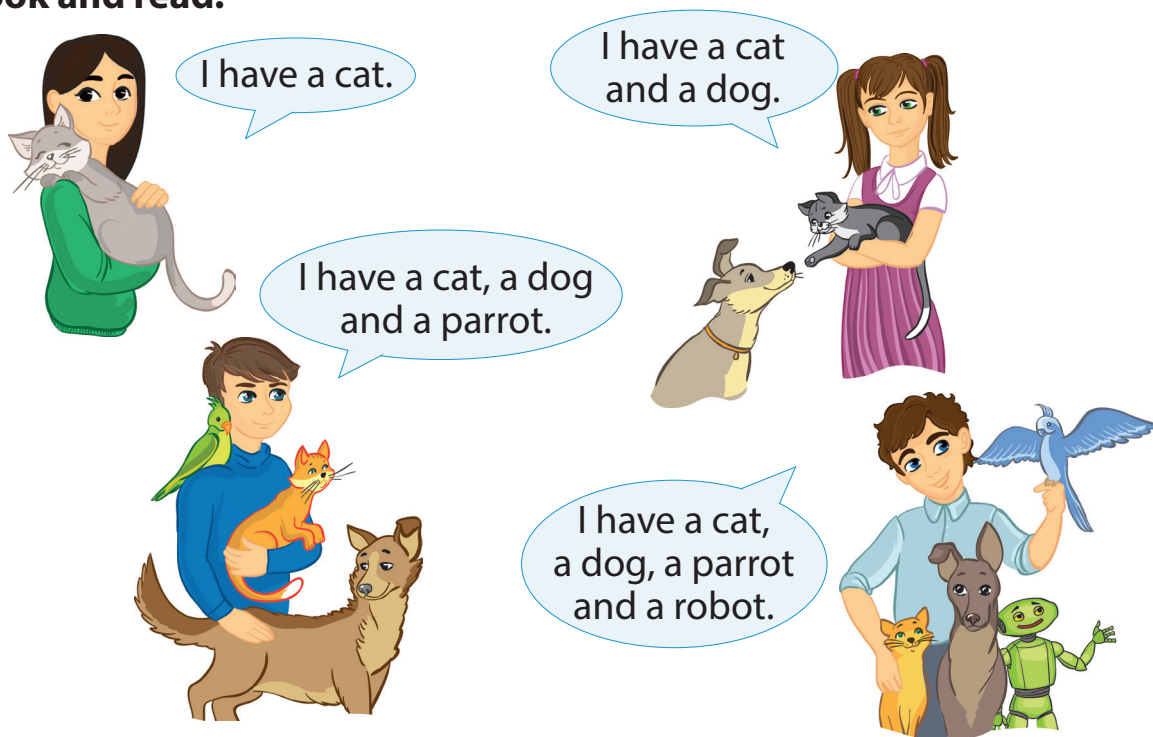
2. Cut out pictures of your family members.

3. Stick the pictures on the family tree.

4. Write the names.

5. Display your family tree in class.

6. Speak about your family.

1 Let's learn.**2** Look and read.**3** Let's play *I Have a ...*.

I have a ...
And you?

I have a dog



4 Look, listen and repeat.



big

My ball
is big.



small

My ball
is small.

My car
is new.




new



old

My car
is old.

My train is long.



long

My train is short.



short

5 Let's read.

I have a giraffe. It is tall.

You have a parrot. It is bright.


We have a dog. It is strong.

They have a monkey. It is funny.

/əʊ/	/ɒ/	/ʌ/
no	dog	brother
so	long	mother
old	strong	love
hello		monkey
robot		

6 Draw and say what you have.

I have a car.
It is new.
I like it.



7 Let's find the words that rhyme.

tall –	big	short	strong
white –	new	bright	small
long –			old

1 Let's learn.



I **have** a bike.
I **don't have** a skateboard.

I **have** a parrot.
I **don't have** a cat.
Do you have a cat?
Yes, I do.
No, I don't.

2 Look and read.

I have a new Puzzle.
Do you have a Puzzle?



No, I don't.
I have a Tablet.

I have a bike.
I don't have a skateboard.



We have a new Lego set.
We don't have a new spinner.



3 Listen and answer.

Do you have a ...?

Yes, I do.

No, I don't.

Do you have a bike?

4 Look, ask and answer.

Do you have a bike?

Yes, I do.



Do you have a Lego set?

No, I don't.



5 Let's talk.

I have a Lego set.
Do you have a Lego set?

Yes, I do.
My Lego set is new.

6 Let's read.



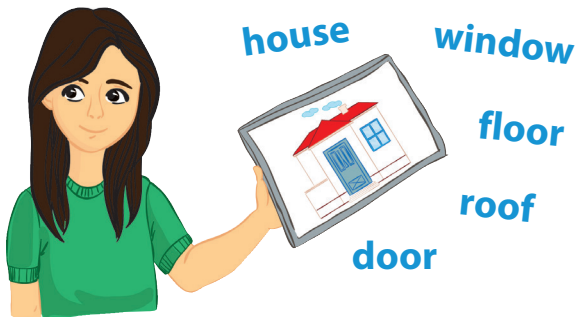
i
/ aɪ / / ɪ /
I it
bike sit
like big
bright his
white sister

This is my family.
I have a mother and a father.
I have a sister.
I don't have a brother.
We have a dog.
Do you have a dog?

7 Let's write.

We have a bike.
We don't have a car.

1 Let's learn.




Tina **has** a house.
Her house has a roof.
It has a door.
It has a window.



2 Follow the lines and say.






Dan has a Lego.
His Lego is red and blue.



a
/ æ / / ɔ: /
cat ball
have small
has tall
parrot
family

3 Let's play. Find someone who has a ...

Do you have a robot / a Lego set ... ?
Yes, I do. / No, I don't.

					
Elena					✓
Maria					
Cristi					
Denis					
...					


• Report to the class.

Elena has a spinner.

He has a robot

4 Let's read.

Rex is a big dog.
He has a house.
His house is new.
It is not small. It is big.
The house is yellow.
The roof is red.
The door is white.



5 Read again and say **Yes** or **No**.

1. Rex is big.
2. Rex has a ball.
3. The house is small.
4. The roof is red.

6 Can you match the answers to the questions?

- | | |
|----------------------------|-----------------------------|
| 1. Is it a parrot? | •• No, it isn't. It is red. |
| 2. Is your bike blue? | •• Yes, she is. |
| 3. Is the house small? | •• Yes, it is. |
| 4. Is your sister a pupil? | •• No, it isn't. It is big. |

7 Let's write.

We have a house.
It has a roof and a floor.
It has a window and a door.

1 Let's learn.



pen



pencil



ruler



exercise book




book



pencil case



backpack



2 Look again, listen and answer.

Where is the desk?

It's in the classroom.

3 Look and read.



Where is my ruler?



Where is my pencil case?




Where is my pen?



Where is my book?


School supplies



4 Show and say.

This is my pencil case.
It's small.

5 Play the game *What is it?*



e

/ i: /	/ e /
he	bed
she	desk
me	pen
we	ten
	pencil
	seven

6 Draw your school things and name them in English.

7 Let's write.

I am a pupil.
I have a backpack.
It's new.

1 Let's learn.

I **can** read and I **can** write.
 I **can** jump and ride a bike.
 I **can** count – 1, 2, 3.
 I **can** say the ABC.



write

u
 / u: / / ʌ /
 ruler jump
 blue up



read



ride a bike



jump



2 Look, listen and say.



I can close the book.



I can pick up my ruler.



I can show my pencil.



I can open the exercise book.

I can draw a backpack.



Rhyme Time

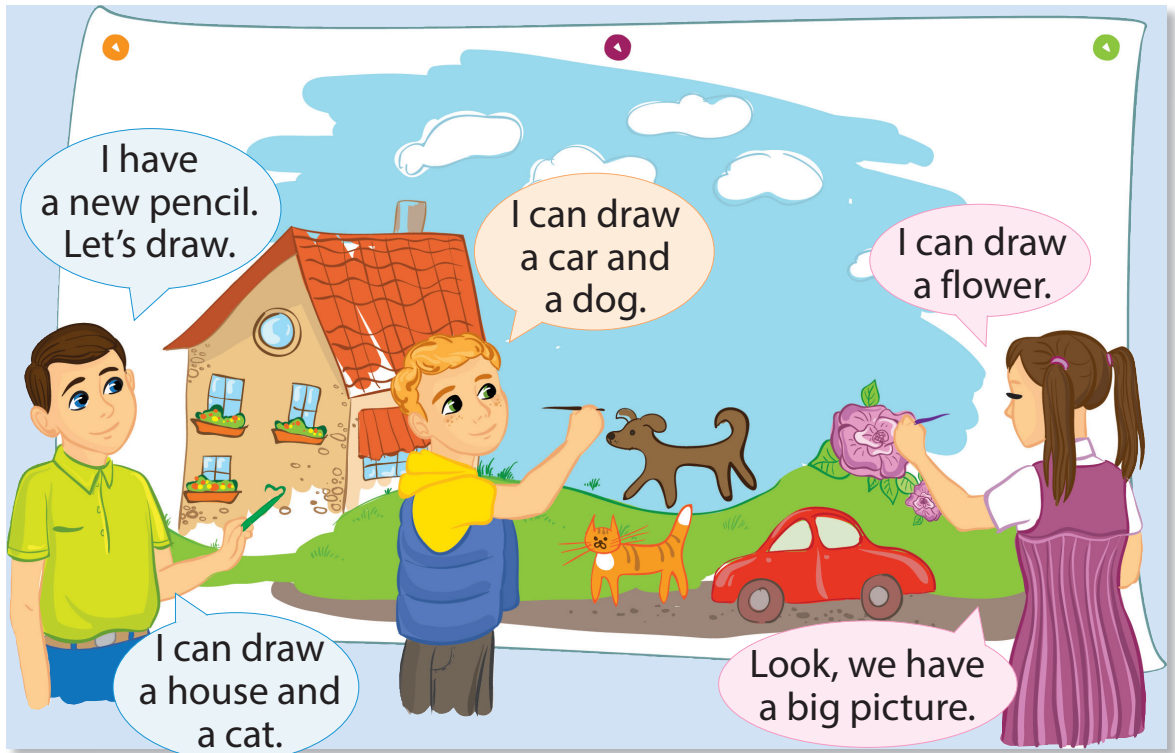
1 2
 What can I do?
 3 4
 Open the door.
 5 6
 Pick up sticks.
 7 8
 Walk straight.
 9 10
 Show your pen.
 11 12
 Count again.

3 Say what you can do.

I can draw. I can ...



4 Look, listen and read.



5 Read again and say **Yes** or **No**.

- | | |
|--------------------------|----------------------------|
| 1. Nick can draw a cat. | 4. Dan can draw a car. |
| 2. Dan can draw a house. | 5. Kate can draw a flower. |
| 3. Kate can draw a dog. | 6. We can draw a picture. |

6 Let's play a **Chain game**.

I can draw
a ball.

I can draw a ball
and an apple.

I can draw a ball,
an apple, and a ...

7 Let's write.

I can read and write.
I can draw a cat.

1 Let's learn.

girl
boy
tree
balloon



2 Listen and point.

3 Look again and say.

I can see one cat.



4 Look, listen and repeat.

13 thir teen	14 four teen	15 fif teen	16 six teen
17 seven teen	18 eigh teen	19 nine teen	20 twenty

5 Look and say.

Gina is sixteen.



Gina
16



Charles
13



Mike
19



Liz
15



Vicky
14



Bob
18



Jane
20

How many?

6 Look again, ask and answer.

How old is Gina?

She is sixteen.

7 Look, count and say *how many*.



8 Read and match.

Do you have a sister?

Yes, I do. I have two sisters,
Jane and Helen.

How old are they?

Jane is twenty and Helen is sixteen.

My sister Liz is fifteen and
my brother Tom is twelve.

Jane	12
Helen	15
Liz	16
Tom	20

9 Can you write the words?

One pen – three *pens*.

One book – four _____.

One pencil – seven _____.

One tree – nine _____.

One cat – twelve _____.

One dog – fifteen *dogs*.

Let's sing

1 banana, 2 bananas,

1 2 3.

3 bananas for me!

4 bananas, 5 bananas,

4 5 6.

6 bananas for me!

7 8 9 10!

10 bananas for me!

11 12 13.

13 bananas for me!

14 15 16.

16 bananas for me.

17 18 19 20!

20 bananas for me.

Bananas to the left.

Bananas to the right.

Bananas turn around.

Bananas sit down.



Go to page 96

1 Let's learn.

This is my pencil case and **these are** my pencils.


This is my sister and **these are** my friends.

This is my backpack and **these are** my books.



2 Look and say.

This is a monkey.
These are balloons.



3 Look around, point and say.

This is ...

These are ...


These are my books

4 Look and read.

These are my friends.



This is Sofia and these are her friends. They are pretty.



This is my bike. It is new.



These are my robots. They are red, green and blue.



These are my picture books. Do you have picture books?



5 Say Yes or No.

1. Nick has three books.
2. Sofia has one friend.
3. Her sisters are pretty.
4. Nick has picture books.
5. Alex has a bike.
6. His bike is old.

6 Name your school things. Say the colours.

This is my pencil case. It's green.

These are my pens. They are black.

y
/ aɪ / / i /
my funny
many
twenty
pretty

7 Let's write.

This is my backpack.
These are my robots.
This is his brother.
These are her sisters.

1 Can you say what you have and don't have?



2 Can you write **have** or **has**?

- I _____ a parrot.
- You _____ a skateboard.
- He _____ a dog.

have

has

- She _____ a brother.
- We _____ a house.
- They _____ a car.

3 Can you circle the correct word?



a book / an exercise book

a pencil case / a pencil



a ruler / a pen

a backpack / a pen



4 Can you find the odd-one-out?

1. a Puzzle, a Lego, a Tablet, a parrot
2. a roof, a window, a ball, a door
3. a floor, a kitchen, a living room, a bedroom
4. a shelf, a cat, a chair, a desk
5. a mouse, a monkey, a wolf, a bike



5 Can you respond to instructions?

- Listen and do.

6 Can you order the words in a sentence?

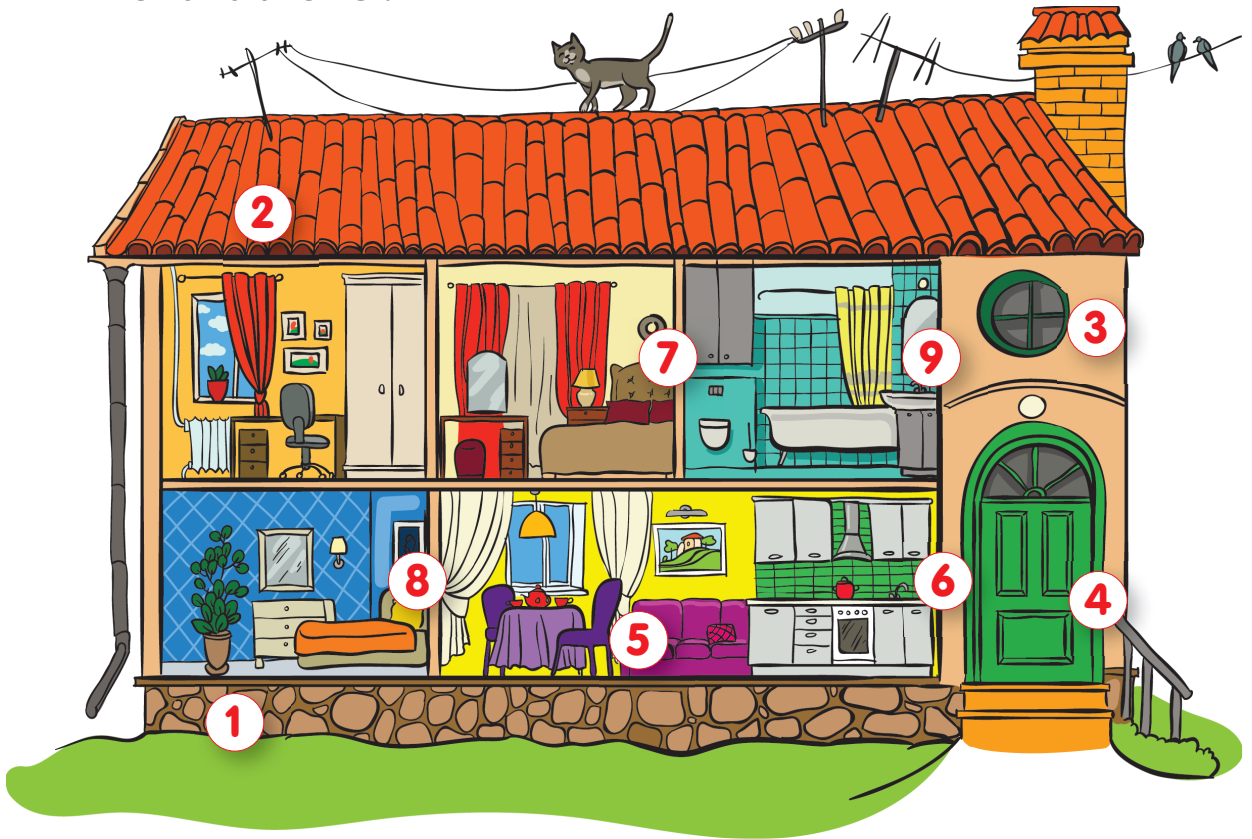
is a pen This.

are These trees.

He a dog draw can.

7 Can you name the parts of a house?

- Ask and answer.



What is number 1?

Number 1 is a house.

8 Can you ask and answer?

How many boys?

Fifteen.

dogs
13

books
14

boys
15

pens
17

chairs
20

girls
16






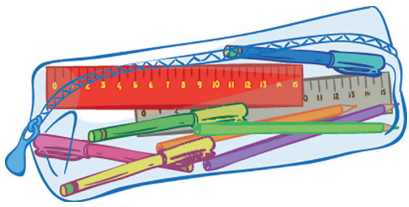



desks
18

balls
10

cats
11


cars
12

bikes
19

1. I can order the words in a sentence.	<p>I a pupil am.</p> <p>I a backpack have.</p> <p>This my book is.</p>	
2. I can say what I can do.	<p>I can draw. I can _____.</p>  <p>close show pick up open draw</p>	
3. I can group objects into one and many	<p>This is a ...</p> <p>These are ...</p> 	
4. I can count and say how many.		
5. I can sing a song in English.	<p>Excellent!</p> 	

My Room

1. Colour the pictures.



2. Cut the pictures out.

3. Stick the pictures to furnish the room.

4. Stick the pictures of the school supplies where they belong.

5. Display your project in class.

1 Let's learn.

Winter



It's winter.

Spring



It's spring.

Summer



It's summer.

Autumn



It's autumn.



2 Look, listen and read.

It's **cold**.
Put on your cap, please.



It's **warm**.
Take off your cap.



It's **hot**.
Put on your cap.



3 Ask and answer.

a

When is your birthday?

In summer.

b

Is it warm in spring?

Yes, it is.

Is it hot in winter?

No, it isn't.



Rhyme Time

Spring is green.
Summer is bright.
Autumn is yellow.
Winter is white.

The seasons

4 Choose the right word.



winter / spring



winter / autumn



spring / autumn



summer / winter

5 Let's play *What season is it?*



It's cold.

It's ...

It's yellow.

It's ...

6 Let's read.

Dan: I don't like winter. I like summer. My birthday is in summer. Do you like summer, Tina?

Tina: I don't like summer because it is hot. My favourite season is spring. I like spring flowers. And in spring school is over.



7 Let's talk.

Do you like summer?

Yes, I do. I like flowers.

Do you like winter?

No, I don't. It's cold.

8 Can you write the missing word?

hot	warm
yellow	cold
green	white

Spring is _____.

Summer is _____.

Winter is _____.

Autumn is _____.

1 Let's learn.



January



February



March



April



May



June



July




August



September



October



November



December

2 Ask and answer.



Is it cold in December?

Is it cold in July?

Yes, it is.

No, it isn't.



au / ɔ: /
autumn
because
August

3 Let's talk.

Is your birthday
in March?

No, it's in June.

When is your birthday?

It's in September.
When is your birthday?

My birthday is in August.

The twelve months

4 Match and say.

January is a winter month.

September April June November February March
December July January May August October

5 Choose and say.

____ birthday is in July.
 ____ birthday is in December.

____ birthday is in April.
 ____ birthday is in June.

____ birthday is in January.
 ____ birthday is in August.

____ birthday is in October.
 ____ birthday is in October.

His Her


6 Can you write the final letter?

Februar____
 Jul____
 Septembe____

t r y

Octobe____
 Augus____

1 Let's learn.



It's Monday today.



2 Ask and answer.

Is it Tuesday today?

Yes, it is.

Is it Sunday today?

No, it isn't.
It's Monday today.



3 Look, listen and repeat.



one
first

two
second

three
third

four
fourth

five
fifth

six
sixth

seven
seventh

What day is it today?

4 Match.

Thursday	first	fifth	Friday
Tuesday	second	sixth	Sunday
Monday	third	seventh	Wednesday
	fourth		Saturday

ir / 3: /
 birthday
 thirteen
 first
 third

5 Let's read.



What day is it today?

What is the second day of the week?

It's Monday today. Monday is the first day of the week.



It's Tuesday.

6 Can you find the Odd-One-Out?

Diana, Dan, Alex, Andy, Sunday
 red, yellow, green, Monday, blue
 long, short, Tuesday, new, old
 Wednesday, five, seven, twelve
 bike, Thursday, ball, car, balloon
 programmer, vet, Friday, doctor, teacher
 father, Saturday, mother, sister, brother

7 Can you write the starting letter?

____unday
 ____uesday
 ____hursday
 ____aturday



____onday
 ____ednesday
 ____riday

Rhyme Time

Hey, hey,
 It's Monday today.
 It's a great day!
 Hey, hey,
 It's Tuesday today.
 It's a beautiful day!
 Hey, hey,
 It's Wednesday today.
 It's a great day!
 Hey, hey,
 It's Thursday today.
 It's a beautiful day!
 Hey, hey, ...

1 Let's learn.



every day
at school
after school





2 Listen and repeat.

I **go to school** every day. We **read** every day.
I **play** after school. We **eat** every day.
You **draw** every day. They **write** at school.

Rhyme Time

Draw a little,
Read a little,
One two three.
Write a little,
Play a little,
Just like me.

3 Choose and say.



4 Say what you do at school and after school.

I read at school.

I play ball after school.

I go to school

5 Read and match.



This is my book.

This is my ball.



These are my robots.



These are apples.



I draw robots after school.

I eat apples every day.

I read books every day.

I play ball at school.

I write at school.

This is my pen.



Listen and check.

6 Let's read.

I am Sofia. I am a pupil. I go to school on Monday, on Tuesday, on Wednesday, on Thursday and on Friday. I like school. We read, write and draw at school. We play after school. I don't go to school on Saturday and on Sunday.



7 Can you find 6 action words? Write the words, please.

d	p	l	a	y
r	e	a	d	f
a	b	e	a	t
w	r	i	t	e
r	o	p	e	n

1 Let's learn.



play tennis



play football



ride a bike



ride a skateboard



play badminton



2 Listen and repeat.

1. Kate rides a bike after school.
2. Alex rides a skateboard on Sunday.
3. Tim plays football at school.
4. Nick plays badminton in summer.
5. Tina plays tennis after school.



3 Listen and read.



Do you play football?

Yes, I do. My sister Ann plays football too.



Do you ride a skateboard?

No, I don't. My friend Ann rides a skateboard.



Do you and Kate play tennis?

Ann is cool!

Yes, we do. Ann plays tennis too.



In the park

4 Read again. Say what Ann can do.

5 Let's talk.

Do you play tennis?

No, I don't.
I ride a bike.

Yes, I do. And you?

6 Let's read.



I am Tina. My friends and I like sports.
I play tennis. Ann and Kate play tennis too.
We usually play tennis on Saturday.
Ann rides a skateboard. She likes football too.
Dan, Tim and Ann play football after school.
They like it.

7 Say **Yes** or **No**.

1. Tina likes sports.
2. She plays tennis.
3. Ann and Kate play badminton after school.
4. Ann likes football.
5. Dan and Tim don't like football.

oo / u: /
cool
too
school
roof
room
balloon

8 Choose and write the missing word.

1. I _____ my bike.
2. He _____ football.
3. We _____ badminton.

plays
play
ride
rides

4. She _____ her bike.
5. He _____ a skateboard.
6. They _____ tennis.

1 Let's learn.



England



Romania



USA



Italy



Russia



Moldova



I am Sam.
I am from the USA.



I am Hannah.
I am from England.

I am Ioana.
I am from Romania.



I am Adriano.
I am from Italy.



I am Ivan.
I am from Russia.



I am Sandu.
I am from Moldova.



2 Listen and read.

Tina: Hello, I am Tina. What's your name?

Hannah: My name is Hannah.

Tina: Anna?

Hannah: No, I'm Hannah. H-A-N-N-A-H.

Tina: Where are you from, Hannah?

Hannah: I am from England. Where are you from?

Tina: I am from Moldova.

Let's sing

Where are you from?
Where are you from?
Now tell me, please,
Where are you from?
I am from London.
I am from London.
That's where I am from.

Go to page 97

3 Let's talk.

Hello. Where are you from?

I am from ...

Where are you from?




4 Listen and say. Spell the names.

1. Ioana is from Romania. She lives in București.
2. Adriano is from Italy. He lives in Rome.
3. Ivan is from Russia. He lives in Moscow.
4. Jane is from England. She lives in London.
5. Sam is from the USA. He lives in Washington.

5 Let's read.

This is my friend Hannah. She is from England. She is English. Now she lives in Moldova. Her mother is a teacher of English in school. Her father is a doctor. Hannah has a sister. Her name is Jill. They all like Moldova.



6 Read again and match.

Mother / Father
doctor

Hannah / Tina
England

Mother / Jill
teacher

7 Can you order the words in sentences?

1. Her is a teacher mother.

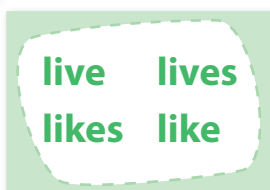
2. England Hannah is from.

3. in Moldova Hannah lives.

4. is father a doctor Her.

5. a sister She has.

8 Choose and write.



1. Tina and her brother _____ in Moldova.
2. Hannah _____ in Moldova too.
3. Hannah _____ Moldova.
4. All her family _____ Moldova.

1 Let's learn.

pet turtle silent fat noisy hop run sleep swim



My turtle is small.
It can swim.



My rabbit is fat.
It can run.



2 Look and say.




My parrot is noisy. It can talk.

ai ay

/ ei /

paint day

train play



3 Let's read.



I have a friend. Her name is Hannah.
She likes animals. She has two pets.
She has a turtle and a parrot. The turtle
is silent and the parrot is noisy.

My friend Tim likes animals too. He has a
dog, a cat and a rabbit. The dog is small,
the cat is fat and the rabbit is funny.



These are her pets

4 Read again and match.



The parrot is noisy.



silent
fat
noisy
small
funny



5 Say **Yes** or **No**.

1. Hannah has two parrots.
2. She likes her turtle.
3. Her turtle is noisy.
4. Tim has three pets.
5. He has a dog.
6. His dog is big.

Rhyme Time

Two baby turtles,
Sister and brother,
Don't live in one house
With father and mother.
A baby turtle
Is never sad
In a warm little house
It has on its back.

6 Let's talk.

Do you have a pet?

Yes, I do. I have a dog.

Is it big?

No, it isn't. It's small.

7 Can you match and write sentences?

My rabbit	↔	talks
My cat	↔	runs
My parrot	↔	swims
My turtle	↔	hops
My dog	↔	jumps

My rabbit hops.

1 Let's learn.

Easter cake

holiday

Easter egg

make

paint



2 Let's read.

It's a warm spring day. It's Sunday. It's a holiday.
It's Easter. We remember Jesus Christ on this day.
Boys and girls eat Easter cake and eggs.
They like this holiday.
Do you like Easter?

ea / i: /
Easter
season
please
teacher
read
eat

3 Answer the questions.

1. Is Easter in winter?
2. Do you paint eggs for Easter?
3. Do you eat Easter cake on Easter day?
4. Why do you like Easter?

4 Complete the Easter spidergram.



Easter



Listen and choose the right word.

Tina: In Moldova, we paint eggs for Easter / Christmas.

Hannah: In England, we usually have chocolate eggs / jelly beans at Easter.

Tina: Do you play any games on Easter Sunday / Wednesday?

Hannah: We play an egg / apple hunt game. We collect the eggs / flowers in a basket.

Tina: Oh, this is fun!



6

Match and read.

1. Easter Sunday is
2. We usually paint eggs
3. We have chocolate eggs
4. They play an egg hunt game



on Easter Sunday.
in spring.
for Easter.

7

Let's write an Easter card.



8

Write the missing letters.

Ea__ter
__ake



p__int
hol__day

1 Can you write the names of the months?

_____ is the first month. _____ is the fifth month.
 _____ is the second month. _____ is the sixth month.
 _____ is the third month. _____ is the seventh month.
 _____ is the fourth month.

2 Can you write the missing letters?

M____nday

T____esday

W____dnesday

T____ursday

h

u

e

i

a

n

o

Fr____day

S____aturday

Su____day

3 Can you match and say?



Ride
Play
Read
Draw
Eat



4 Can you say what they do and don't do on Sunday?



5 Can you choose the correct word?

1. March is the _____ spring month.
 a. first b. second c. third

2. It is _____ in winter.
a. cold b. hot c. tall
3. We don't go to school on _____.
a. Monday b. Sunday c. Wednesday
4. My brother _____ football.
a. reads b. rides c. plays
5. _____ is a summer month.
a. August b. May c. October








6 Can you complete the sentences?




































Where _____ you from?	↔	am	↔	from	↔	Where are _____ from?
I am _____ England.	↔	are	↔	you	↔	I _____ from Moldova.

7 Can you order the words in sentences?


- | | |
|---|---|
| 1. lives Tina in Moldova | 3. goes Ann to school |
| 2. in England don't live We | 4. three has Tim pets |

Time for self-assessment

<p>1. I can name the seasons.</p>	 <p>It's _____.</p>  <p>It's _____.</p>  <p>It's _____.</p>  <p>It's _____.</p>	  
-----------------------------------	--	---

2. I can say when my birthday is.	My birthday is _____.	  
3. I can substitute words for pictures.	<p>Tina and Dan play  .</p> <p>We ride  .</p> <p>Dan and Nick play  .</p> <p>Kate rides her  .</p> <p>Alex plays  .</p>	  
4. I can say what I do on Sunday.	<p>I _____ on Sunday. </p> <p>I _____ on Sunday. </p> <p>I _____ on Sunday. </p>	  
5. I can find the odd-one-out.	               9 7 11 6 A	  

Great Work!



My Favourite Season

1. Draw the symbols of your favourite season. Colour the symbols.
2. Cut out the symbols.
3. Stick the symbols on your season poster.
4. Write the months of the season.
5. Write why you like the season.
6. Write what you do in your favourite season.
7. Display your poster in class.



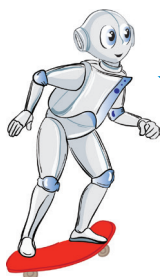
Autumn in Moldova is in September, October and November.

Winter in Moldova is in December, January and February.

Spring in Moldova is in March, April, and May.

Summer in Moldova is in June, July, and August.

1 Look and read.



Look, I **am riding**
a skateboard.
Kate **is playing** tennis.
Tim **is riding** his bike.



We **are playing**
football now.
They **are playing**
badminton now.



2 Look and

The teacher is

The boy is

The girl is

They are



3 Listen, do and say.
Stand up.

I **am standing** up.

4 Read and choose.



I am drawing /
eating an apple.



I am drawing /
riding a bike.



We are playing
tennis / football.

5 Let's read.



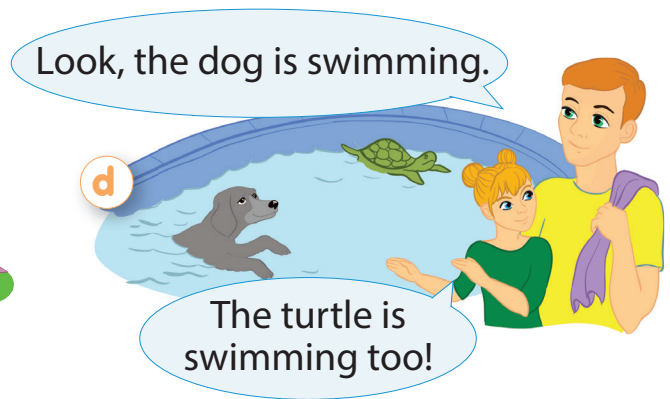
Look at my turtle.
It is swimming.



The girls are playing.
They are having fun.



Oh, where is
my turtle?



Look, the dog is swimming.

The turtle is
swimming too!

6 Look and say **Yes** or **No**.

1. Mother is sitting under a tree.
2. The dog is running.
3. Hannah and Jill are playing badminton.
4. Father is swimming.
5. The turtle is swimming.

7 Choose and say.

The turtle is swimming.

The turtle / The girls
The girls / Mother
Father / Mother
Hannah / Father

It is swimming
They are playing
She isn't sitting.
He is looking at the dog.

8 Write.

play – *play***ing**
read – _____

write – *writ***ing**
close – _____

swim – *swim***ming**
run – _____

1 Let's learn.



Kate is reading now.
She isn't drawing.
Dan is drawing now.
He isn't reading.



Sofia is writing now.
She isn't playing.
Alex is standing now.
He isn't sitting.

isn't = is not aren't = are not

2 Look, match and read.

Dan	is	reading
Kate	isn't	drawing
Sofia	are	writing
Alex	aren't	standing
Nick and Tim		sitting
Ann and Mike		

3 Choose *am* / *is* / *are* and say.

- I _____ closing the door.
- You _____ writing your name.
- She _____ opening her book.
- He _____ playing football.
- We _____ drawing.
- They _____ swimming.



4 Listen and repeat.

- Sofia, are you writing? Yes, I am.
- Is Dan playing? Yes, he is.
- Are Tina and Dan standing? No, they aren't.

I am not playing

5 Read and answer the questions.



1. Is Hannah reading?
2. Is she writing to her friend?
3. Is her grandma in England?

6 Ask and answer.

Are you playing?

No, I am not. I am reading.

Are you standing?

Yes, I am.

7 Let's play a mime game.

Mime an action and let your classmates guess what you are doing.



8 Choose and write.

eating riding reading playing

1. She is _____ a book.
2. I am _____ a bike.
3. They are _____ tennis.
4. We are _____ apples.

Let's sing

Are you sleeping?
Are you sleeping?
Brother John,
Brother John,
Morning bells are ringing!
Morning bells are ringing!
Ding, dang, dong.
Ding, dang, dong.

Go to page 98

1 Let's learn.



jeans



shirt



skirt



blouse



2 Look, listen and answer.



What's this?

It's a shirt.

What are these?

They are jeans.



3 Look and say.

This is

These are



ir / 3: /
shirt
first
skirt
third
birthd**ay**
thir**teen**

4 Let's talk.

I like your jeans very much.

Thank you.

Your blouse is beautiful.

Thank you very much.

This is my shirt

5 Look and read.



6 Look again and say **Yes** or **No**.

1. Is the skirt on the bed?
2. Is it long?
3. Is it blue?
4. Are the jeans under the bed?
5. Are they black?
6. Are they short?

7 Match questions with the answers.

- | | |
|-------------------------|----------------------|
| 1. Is this your blouse? | ↔ A. They are jeans. |
| 2. What's this? | ↔ B. Yes, they are. |
| 3. Are these her jeans? | ↔ C. It's a shirt. |
| 4. What are these? | ↔ D. No, it isn't. |

Rhyme Time

This is my shirt.
Put it on.
This is his shirt.
Put it away.
This is my skirt.
Put it on.
This is her skirt.
Put it away.

8 Let's write.

That ... her skirt.
These ... my jeans.
These ... his shirts.



1 Let's learn.

dress



T-shirt



anorak



trainers

2 Look and say.

a blue dress


a ... T-shirt

... trainers

a ... anorak

3 Let's read.

It is Sunday. I don't go to school on Sundays.
My friends and I are in the park.
Alex is riding his bike. Ann is riding her
skateboard. Tim is playing with his dog.
We are having fun.



He is wearing a T-shirt

4 Look at the picture and say.

Dan is wearing a yellow T-shirt.

1. _____ is wearing white trainers.
2. _____ is wearing blue jeans.
3. _____ is wearing a green anorak.

5 Read and say **Yes** or **No**.

Dan is wearing yellow jeans.

Alex is wearing green jeans.

Nick is wearing white trainers.

Kate is wearing a red anorak.

ow
/ əʊ / / aʊ /
sh**ow** d**ow**n
wind**ow** h**ow**
yell**ow** n**ow**

6 Answer the questions.

No, he isn't.

1. Is Dan at school?
2. Is he in the park?
3. Is Alex playing with a dog?
4. Is Ann riding a skateboard?
5. Is Tim riding a bike?
6. Are the children having fun?

7 Look around and say what your classmates are wearing.

Roman is wearing a white shirt.
He is wearing blue jeans.

Maria is wearing a yellow blouse.
She is wearing a green skirt.

8 Write what you are wearing.

I am wearing ...

1 Let's learn.



2 Look again, match and say.

The house is ...		<i>big</i>	<i>small</i>
The village is ...		<i>old</i>	<i>green</i>
The tomatoes are ...		<i>red</i>	<i>new</i>
The cucumbers are...			

3 Let's read.

It's Sunday. It's warm. Tina and Dan are in the yard. They are playing badminton.

Grandma: Tina, Dan, can you help me make salad?

Dan: Yes, Grandma. Here are the tomatoes and the cucumbers.

Grandma: Oh, good.

Tina: Let's make fruit salad too. We have plums, apples and nuts.
I love fruit salad!

Grandma: And I love you!

In the village

4 Read again and say **Yes** or **No**.














1. It's a cold Sunday.
2. Tina is playing in the yard.
3. Dan is drawing.
4. Grandma is making a cake.
5. Dan and Tina like salads.
6. Grandma loves Tina and Dan.

5 Ask and answer.

Do you like cucumbers?
No, I don't. I like carrots.

Do you like plums?
Yes, I do. They are yummy!

6 Look at the table and say what he/she likes.

					
Dan					
Kate					
Nick					
Sofia					

7 Let's talk.

Have an apple, Ann.

Thank you. I like apples.

8 Choose the right words and read the SMS messages.

Why? / What?

Great! / Oh, no!



1 Let's learn.

I am twelve today.

He is in London today.

She is silent today.

It is Monday today.

You are sad today.

We are at home today.

They are at school today.

I was eleven yesterday.

He was in Chişinău yesterday.

She was noisy yesterday.

It was Sunday yesterday.

You were happy yesterday.


We were at the zoo yesterday.

They were in the park yesterday.



2 Look and say.

He was at school last week.



3 Say where Tim was and where he wasn't last week.

On Monday, Tim was at school.
On Tuesday, he wasn't at home.

Monday	at school	✓	Friday	in Soroca	✓
Tuesday	at home	✗	Saturday	in the village	✗
Wednesday	at the zoo	✗	Sunday	in Chişinău	✓
Thursday	in the park	✓			

I was at the zoo yesterday

4 Let's read.



It was Sunday yesterday. It was warm.
I wasn't at school. Dan and I were in the park.
Mother and Father were in the park too.
We were happy. Hannah was with her mother
and father. They were in Orheiul Vechi.

5 Find the answers to the questions.

- | | |
|--|---|
| 1. Was it Monday yesterday? | <input type="radio"/> Yes, they were. |
| 2. Was it warm yesterday? | <input type="radio"/> No, it wasn't. |
| 3. Was Dan in the park? | <input type="radio"/> No, they weren't. |
| 4. Were Dan and Tina happy? | <input type="radio"/> Yes, it was. |
| 5. Were Hannah and her mother in Soroca? | <input type="radio"/> Yes, he was. |

6 Can you choose the correct word?

1. I was at school _____.
a. today b. yesterday

2. It was _____ on Monday.
a. sad b. warm

3. They _____ at the zoo yesterday.
a. was b. were

4. The pupils were at school on _____.
a. Sunday b. Wednesday

7 Choose and write.

in

on

at

1. I was _____ school yesterday.
2. We were _____ the park yesterday.
3. It was warm _____ Sunday.
4. Tina was _____ home on Tuesday.
5. Hannah was _____ Chişinău on Saturday.

1 Let's learn.



slippers



toothpaste



toothbrush



comb



towel

2 Match and say.



My toothbrush is

My toothpaste is

My comb is

My slippers are

My towel is



green

white

big

small

yellow



3 Look, listen and repeat.



I am twelve today.
I will be thirteen tomorrow.



We are at home today.
We will be in the village tomorrow.

It is Saturday today.
It will be Sunday tomorrow.



4 Look and say.

Dan will be nine in July.



He'll be eleven in June

5 Let's talk.

How old are you?

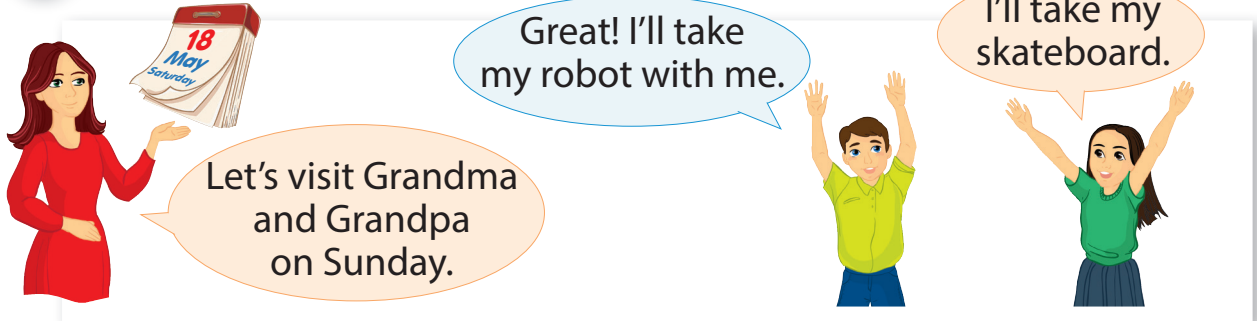
I am eight. I'll be nine in June.

I'll = I will

We'll = We will

They'll = They will

6 Look and read.



7 Read and say **Yes** or **No**.

1. They'll visit Grandma and Grandpa on Saturday.
2. Dan will take his skateboard.
3. Tina will take her skateboard.
4. Father will take off his slippers.
5. Dan will take his backpack.

8 Can you order the words in sentences?

1. I tomorrow in the park will run.

2. We football on Tuesday will play.

3. She will ride after school her bike.

4. They a poster on Thursday will make.

5. He on Friday will go to the zoo.

1 Let's learn.

We'll **hike**.
We'll go
to Soroca.




We'll **travel** to
London. We'll
see Grandpa and
Grandma.



My friends and
I will **camp**. We'll
sleep in **tents**.



We'll swim.
We'll play
badminton.



I'll **stay at home**.
I'll read books
and draw.



2 Look again and say.

Dan will ...
Hannah and her family will ...
Tim and his friends will ...
Kate and her friends will ...
Nick will ...

Let's sing

What do you like to do
in the summer, in the summer?
What do you like to do
in the summer, in the summer?
I like to swim.
I like to bike.
I like to camp.

Go to page 98

3 Read the SMS messages.
Who says the following?

We are in London now.
We are so happy.

I am reading Harry Potter.
It is a great book!

The trees are green.
Our tent is green too.

I can swim now!
Hooray!

We are in Soroca.
It's very warm.

Summer vacation

4 Let's read.



Will you have classes tomorrow?

Will you travel in the summer?

Will you read Harry Potter?

No, we won't. School is over.

I think we will.

Sure I will.

Won't = will not



5 Ask and answer.

- Use the words: **read, camp, hike, bike, travel, swim.**

Will you ... in the summer?

Sure I will.

I think I will.

No, I won't.

6 Match and read.

1. Your book is on the chair.

2. The door is open and it is cold.

3. It is a great book.

4. It is hot today.

5. It is cold today.



A. I'll close it.



B. I'll put on my cap.



C. I'll put it on the table.



D. I'll take off my anorak.



E. I'll read it.

7 Let's make plans for the summer.

- Interview two classmates.
- Make notes and report.


Will you bike in the summer?

Sanda will bike.
Roma won't bike.

	bike	camp	hike	travel	read	swim
Sanda	+					
Roma	-					

1 Can you match the words to the pictures?

jump eat sleep swim run hop



2 Look at the pictures again. Can you say what they are doing?

The monkey is ...

The rabbit is ...

The cat is ...

The turtle is ...

The dog is ...

The parrot is ...

3 Can you write the correct word?

1. The dog and the cat ____ sleeping.
2. Dan ____ swimming.
3. Tina and Kate ____ playing tennis.
4. I ____ drawing my family.
5. We ____ having fun.

am

is

are

4 Can you write the missing letters?

c__cumber
t__mato
c__rrot
v__llage

a

y

r

o

i

e

u

hous__

ga__den

__ard

5 Can you order the letters and write the words.



cartro



pmlu



cuumcber



mtiato



paple



unt

6 Can you complete and read?

today

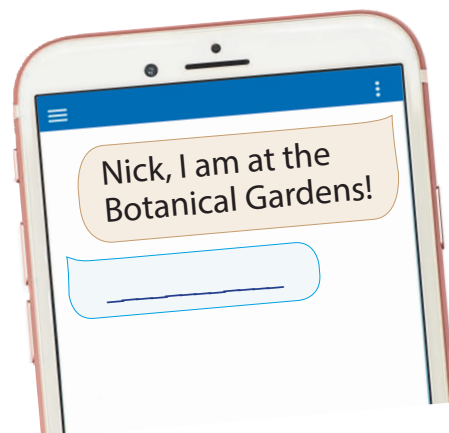
yesterday

























- Hannah is in London _____. She was in Chişinău _____.
- It was Tuesday _____. It is Wednesday _____.
- We were in the park _____. We are at school _____.

7 Can you choose the right word?


- Alex ____ at the zoo yesterday.
a. is b. was c. were
- Jill ____ happy today.
a. am b. are c. is
- Tim ____ at school on Saturday.
a. am b. wasn't c. were
- We usually ____ football after school.
a. plays b. playing c. play
- I ____ apples every day.
a. eat b. eats c. eating

**8 Read the SMS message.
Can you answer it?**



<p>1. I can read and say Yes or No.</p> 	<p>Ann is wearing a blue dress. <input type="checkbox"/></p> <p>She is wearing a green anorak. <input type="checkbox"/></p> <p>She is wearing red trainers. <input type="checkbox"/></p> <p>Tim is wearing a green sweater. <input type="checkbox"/></p> <p>He is wearing blue jeans. <input type="checkbox"/></p> <p>He is wearing white trainers. <input type="checkbox"/></p>	   
<p>2. I can match words to pictures.</p>	 <p>tomatoes</p>  <p>cucumbers</p>  <p>carrots</p>  <p>nuts</p>  <p>bench</p>  <p>apples</p>  <p>flowers</p>  <p>plums</p> <p>tree</p>	  
<p>3. I can find answers to questions.</p>	<p>Where is Nick?</p>  <p>Where is Grandpa?</p>  <p>Where is Dan?</p>  <p>Where are the monkeys?</p>  <p>At home.</p> <p>In the yard.</p> <p>At the zoo.</p> <p>At school.</p> <p>In the garden.</p> <p>Where is Grandma?</p> 	  

Fantastic!



My Friend

Make a poster to introduce your friend.

1. Bring or draw pictures of your friend.

2. Stick the pictures on the poster.

3. Add information about your friend:

Write his/her name.

Write how old he/she is.

Write where he/she is from.

Write what he/she likes to do.

Write what you like to do together.

Write what he/she is wearing in the pictures.

Write what pets he/she has.

4. Display your poster in class.

5. Speak about your friend.































This is my friend. _____
His name is Mihai. _____
He is ten. _____

Mihai likes
to roller skate. _____



We like to play
with Lego. _____

My self-assessment sheet

I can spell words.	 	  
I can order words in a sentence.	two She pets has We on Sunday in the park play	  
I can speak and write about myself in English.	I am a _____. I am _____. _____	  
I can speak and write about my family.	My mother is _____. She is _____. My father is _____. He is _____	  
I can speak and write about my friend.	I have a friend. His name is _____. He is _____. He likes _____. _____ is my friend. She is _____. She likes _____	  
I can ask questions in English.	Do _____ have a _____? Do you _____ English? _____ your father tall?	  
I can answer questions in English.	Are you a pupil? _____ How old are you? _____ Do you have a sister? _____	  
I can write and speak about my summer plans.	In the summer I _____ _____	  
I can sing songs and recite rhymes in English.	My favourite song / rhyme is ...	  

Introduction

Lesson One

2. Listen and say.

Hello, I am Dan.

Hello, I am Kate.

3. Listen and do.

Stand up.

Sit down.

Look, listen and repeat.

A – apple – an apple; ant – an ant

B – bee – a bee; ball – a ball

C – cat – a cat; car – a car

D – dog – a dog

E – egg – an egg

A B C D E

Lesson Two

1. Listen and repeat.

Hello! I am Dan. What is your name?

Hello, Dan. My name is Tim.

4. Listen and repeat.

One Two Three

Four Five Six

5. Listen, repeat and do.

One, two, three

Clap, clap, clap.

Four, five, six

Tap, tap, tap.

One, two, three, four, five, six

Clap, clap, clap.

One, two, three, four, five, six

Tap, tap, tap.

Look, listen and repeat.

F – flower – a flower

G – giraffe – a giraffe

H – house – a house; hen – a hen

I – ice-cream – an ice-cream

J – jug – a jug; jelly beans

F G H I J

Lesson Three

1. Listen and repeat.

Hello, Kate. How are you?

I am fine, thank you. And you?

I am fine, thank you.

3. Look, listen and repeat.

Number one is an egg.

Number two is a flower.

Number three is a hen.

Number four is a house.

Number five is a giraffe.

Number six is a bee.

5. Look, listen and point.

B C D E G

Look, listen and repeat.

K – kite – a kite

L – lorry – a lorry

M – monkey – a monkey

N – nut – a nut

O – orange – an orange

K L M N O

Lesson Four

1. Let's learn the numbers.

one, two, three, four, five, six,
seven, eight, nine, ten,
eleven, twelve

3. Listen and repeat.

How old are you?

I am eight.

Let's sing.

How old are you?	How are you?
How old are you?	How are you?
I am eight.	I am great.
I am nine.	I am fine.

<https://www.youtube.com/watch?v=4Du-AyqMNN4>

Look, listen and repeat.

P – parrot – a parrot

Q – quince – a quince

R – rabbit – a rabbit

S – skateboard – a skateboard

T – train – a train

P Q R S T

Lesson Five

1. Look, listen and repeat.

red yellow blue green white

The sun is yellow.

The grass is green.

Unit 1

Lesson One

3. Look, listen and repeat.

He is Martin. He is strong.

She is Emily. She is pretty.

She is Tina. She is tall.

He is Dan. He is smart.

Lesson Two

3. Listen and repeat.

Is your mother a teacher?

Yes, she is.

Is your father a vet?

No, he isn't.

My rabbit is white.

My umbrella is red, yellow and blue.

2. Listen and point.

1. The flower is white.

2. The lorry is red.

3. The quince is yellow.

4. The skateboard is green.

5. The train is blue.

Look, listen and repeat.

U – umbrella – an umbrella

V – van – a van

W – wolf – a wolf

X – xylophone – a xylophone

Y – Yo-Yo – a Yo-Yo

Z – zebra – a zebra

U V W X Y Z

Let's Test our Skills

5. Listen and write the numbers.

one two five six eight

nine eleven twelve

Lesson Three

3. Look, listen and repeat.

Is this a hen? No, it isn't.

Is it a parrot? Yes, it is.

5. Listen and repeat.

Dan: Grandpa, this is Nick.

He is my friend.

Grandpa: Nice to meet you.

Nick: Nice to meet you too.

Tina: Hello, Kate. This is Ann.

She is my friend.

Kate: Hello, Ann.

Ann: Hello, Kate.

Lesson Four

2. Look, listen and point.

They are brother and sister.
They are strong.
They are nine.
They are eight.
They are mother and father.
They are grandpa and grandma.

Lesson Five

5. Look, listen and say *Yes* or *No*.

This is a ball. That is a skateboard.
This is a cat. That is a house.
This is a rabbit. That is a hen.

Lesson Six

3. Look, listen and read.

Dan: Where is my present?

Tina: Let's find it.

Dan: It is not on the desk.

Tina: It is not under the desk. It is not on the chair.

Dan: It is not under the chair. It is not on the shelf.

Tina: Look, Dan! It is under the bed!

Dan: Wow! It's a robot!

Lesson Seven

3. Look, listen and answer.

Where is the cat?

Where is Dan?

Where is Tina?

Where is Grandpa?

Where is Grandma?

4. Look, listen and say *Yes* or *No*.

1. The ball is under the desk.
2. The mouse is on the bed.
3. The monkey is under the bed.
4. The robot is on the desk.
5. The rabbit is on the shelf.
6. The train is under the bed.
7. The lorry is under the chair.

Unit 2

Lesson One

4. Look, listen and repeat.

My ball is big. My ball is small.
My car is new. My car is old.
My train is long. My train is short.

Lesson Two

3. Listen and answer.

1. Do you have a house?
2. Do you have a car?
3. Do you have a Tablet?

4. Do you have a sister?
5. Do you have a brother?
6. Do you have a dog?
7. Do you have a Puzzle?

Lesson Four

2. Listen and answer.

1. Where is the desk? It's in the classroom.
2. Where is the pencil?
3. Where is the pen?
4. Where is the pencil case?

5. Where is the exercise book?
6. Where is the book?
7. Where is the ruler?
8. Where is the backpack?

Lesson Five

2. Look, listen and say.

I can close the book.
 I can pick up my ruler.
 I can show my pencil.
 I can draw a backpack.
 I can open the exercise book.

4. Look, listen and read.

Dan: I have a new pencil. Let's draw. I can draw a car and a dog.

Nick: I can draw a house and a cat.

Kate: I can draw a flower. Look, we have a big picture.

Lesson Six

2. Listen and point.

one cat	four bikes
seven balloons	two girls
six trees	three boys
five dogs	

4. Look, listen and repeat.

thirteen	seventeen
fourteen	eighteen
fifteen	nineteen
sixteen	twenty

Unit 3

Lesson One

2. Look, listen and read.

It's cold. Put on your cap, please.

Let's sing.

One banana, two bananas,
 One, two, three
 Three bananas for me!
 Four bananas, five bananas,
 Four, five, six
 Six bananas for me!
 Seven, eight, nine, ten!
 Ten bananas for me!
 Eleven, twelve, thirteen.
 Thirteen bananas for me!
 Fourteen, fifteen, sixteen.
 Sixteen bananas for me.
 Seventeen, eighteen, nineteen,
 twenty!

Twenty bananas for me.
 Bananas to the left.
 Bananas to the right.
 Bananas turn around.
 Bananas sit down.

<https://www.youtube.com/watch?v=Vr-L6q4vbWU>

Let's Test our Skills

5. Can you respond to instructions? Listen and do.

Stand up.
 Pick up your pencil.
 Show your ruler.
 Open your book.
 Close your book.
 Sit down.

It's warm. Take off your cap.
 It's hot. Put on your cap.

Lesson Three

3. Look, listen and repeat.

first second third fourth
fifth sixth seventh

Lesson Four

5. Read and match. Listen and check.

1. This is my book. I read books every day.
2. This is my ball. I play ball at school.
3. These are my robots. I draw robots after school.
4. This is my pen. I write at school.
5. These are apples. I eat apples every day.

Lesson Five

2. Listen and repeat.

1. Kate rides a bike after school.
2. Alex rides a skateboard on Sunday.
3. Tim plays football at school.
4. Nick plays badminton in summer.
5. Tina plays tennis after school.

3. Listen and read.

Dan: Do you play football?

Tim: Yes, I do. My sister Ann plays football too.

Dan: Do you ride a skateboard?

Sofia: No, I don't. My friend Ann rides a skateboard.

Dan: Do you and Kate play tennis?

Tina: Yes, we do. Ann plays tennis too.

Dan: Ann is cool!

Lesson Six

2. Listen and read.

Tina: Hello, I am Tina. What's your name?

Hannah: My name is Hannah?

Tina: Anna?

Hannah: No, I'm Hannah.
H-A-N-N-A-H.

Tina: Where are you from, Hannah?

Hannah: I am from England.
Where are you from?

Tina: I am from Moldova.

4. Listen and say. Spell the names.

Ioana is from Romania. She lives in București.

Adriano is from Italy. He lives in Rome.

Ivan is from Russia. He lives in Moscow.

Jane is from England. She lives in London.

Sam is from the USA. He lives in Washington.

Let's sing.

Where are you from?

Where are you from?

Now tell me, please,

Where are you from?

I am from London.

I am from London.

I am from London

Lesson Eight

5. Listen and choose the right word.

Tina: In Moldova, we paint eggs for Easter.

Hannah: In England, we usually have chocolate eggs at Easter.

Unit 4

Lesson One

3. Listen, do and say.

Stand up.
Go to the door.
Open the door.
Close the door.
Go to your desk.
Sit down.

Lesson Two

4. Listen and repeat.

1. Sofia, are you writing? Yes, I am.
2. Is Dan playing? Yes, he is.
3. Are Tina and Dan standing?
No, they aren't.

Let's sing.

Are you sleeping?
Are you sleeping?
Brother John,
Brother John,
Morning bells are ringing!
Morning bells are ringing!
Ding, dang, dong.
Ding, dang, dong.

<https://www.youtube.com/watch?v=en9ZkOo2rRA>

Lesson Three

2. Look, listen and answer.

What's this?
It's a shirt.
What are these?
They are jeans.

Tina: Do you play any games on Easter Sunday?

Hannah: We play an egg hunt game. We collect the eggs in a basket.

Tina: Oh, this is fun!

Lesson Seven

3. Look, listen and repeat.

I am twelve today.
I will be thirteen tomorrow.
It is Saturday today.
It will be Sunday tomorrow.
We are at home today.
We will be in the village tomorrow.

Lesson Eight

Let's sing.

What do you like to do
in the summer, in the summer?
What do you like to do
in the summer, in the summer?

I like to swim. I like to bike.
I like to camp. I like to hike.

What do you like to do
in the summer, in the summer?
What do you like to do
in the summer, in the summer?

I like to read. I like to camp
I like to play. I like to dance

What do you like to do
in the summer, in the summer?
What do you like to do
in the summer, in the summer?

Swim, bike, surf, hike,
Read, camp, play, dance.

https://www.youtube.com/results?search_query=what+do+you+like+to+do+in+the+summer+in+the+summer%3F



Aa
/ ɛɪ /




Bb
/ br: /




Cc
/ sɪ: /



Dd
/ dr: /



Ee
/ i: /




Ff
/ ef /



Gg
/ dʒi: /



Hh
/ etʃ: /



Ii
/ aɪ /



Jj
/ dʒeɪ /



Kk
/ keɪ /



Ll
/ el /



Mm
/ em /



Nn
/ en /



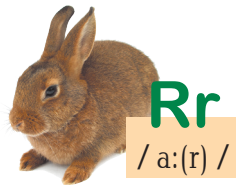
Oo
/ əʊ /



Pp
/ pi: /



Qq
/ kju: /



Rr
/ a:(r) /



Ss
/ es /



Tt
/ ti: /



Uu
/ ju: /



Vv
/ vi: /



Ww
/ dʌblju: /



Xx
/ eks /



Yy
/ waɪ /



Zz
/ zed /

Unit 2	Lesson One	o / ʌ / o / ɒ / o / əʊ /	brother, mother, love, monkey dog, long, strong no, old, hello, so, robot
	Lesson Two	i / aɪ / i / ɪ /	I, like, bike, bright, white it, sit, big, his, sister
	Lesson Three	a / eɪ / a / æ / a / ɔː /	name, skate cat, have, has, parrot, family, van ball, small, tall
	Lesson Four	e / iː / e / e /	he, she, me, we bed, desk, pen, pencil, ten, seven, shelf, red
	Lesson Five	a / ɑː / a / ɒ /	father what
	Lesson Six	u / juː / u / uː / u / ʌ /	pupil ruler, blue funny, puzzle, up, under
	Lesson Seven	y / aɪ / y / j / y / i /	my, rhyme, bye yes, you, your, yellow funny, pretty, many, twenty, family

Unit 3	Lesson One	au / ɔː /	autumn
	Lesson Two	ay / eɪ /	May, day, play
	Lesson Three	ir / ɜː /	birthday, thirteen, first, third
	Lesson Four	ea / iː /	eat, read, season, please, teacher
	Lesson Five	oo / uː /	cool, too, school, roof, room, balloon
	Lesson Six	ie / e /	friend
	Lesson Seven	ai / eɪ /	paint, train
	Lesson Eight	ea / iː / ea / eɪ /	Easter great

Unit 4	Lesson One	oo / ʊ /	book, good, look, football
	Lesson Two	oor / ɔː /	door, floor
	Lesson Three	or / ɔː / ou / aʊ /	short, shorts house, blouse, trousers
	Lesson Four	ow / aʊ / ai / eɪ /	brown, down, how, now paint, train, trainers
	Lesson Five	ar / ɑː / er / ə /	car, garden, smart, park, yard cucumber, flower, mother, father, brother
	Lesson Six	ue / juː /	Tuesday
	Lesson Seven	ir / ɜː /	first, girl, shirt, skirt, third, thirteen
	Lesson Eight	ee / iː /	green, three, tree, sixteen, sleep, week

Aa / ei /

a /ə/	un, o	-----
after /'ɑ:ftə/	după	после
and /ænd, ən/	și	и
animal /'æniməl/	animal	животное
anorak /'ænərəæk/	hanorac	куртка с капюшоном
ant /ænt/	furnica	муравей
answer /'ɑ:nsə/	a răspunde, răspuns	ответ, отвечать
apple /'æpl/	măr	яблоко
April /'eɪprəl/	aprilie	апрель
ask /ɑ:sk/	a întreba	спрашивать
at /æt/	în, pe, lângă	в, на, у, за
August /'ɔ:gəst/	august	август
autumn /'ɔ:təm/	toamnă	осень

Bb / br: /

ball /bɔ:l/	minge	мяч
bathroom /'bɑ:θrʊm/	cameră de baie	ванная комната
beautiful /'bjʊ:tɪfl/	frumos	красивый
because /bɪ'kɒz/	deoarece	потому что
bed /bed/	pat	кровать
bedroom /'bedrʊ:m/	dormitor	спальня
bee /bi:/	albina	пчела
bench /bentʃ/	bancă	скамья
big /bɪg/	mare	большой
bike /baɪk/	bicicletă	велосипед
birthday /'bɜ:θdeɪ/	zi de naștere	день рождения

board /bɔ:d/	tablă	классная доска
blouse /blaʊz/	bluză	блузка
blue /blu:/	albastru	голубой
book /bʊk/	carte	книга
boy /bɔɪ/	băiat	мальчик
bright /braɪt/	strălucitor	яркий, светлый
brother /'brʌðə(r)/	frate	брат
brown /braʊn/	cafeniu	коричневый

Cc /sɪ:/

cake /keɪk/	prăjitură, tort	пирожное, торт
can /kæn/	fi capabil să	мочь, уметь
car /kɑ:(r)/	automobil	автомобиль
carrot /'kærət/	morcov	морковь
cap /kæp/	chipiu	кепка, фуражка
cat /kæt/	pisică	кошка
celebrate /'selɪbreɪt/	a sărbători	праздновать
cinema /'sɪnəmə/	cinema	кинотеатр
circus /'sɜ:kəs/	circ	цирк
chair /tʃeə(r)/	scaun	стул
chicken /'tʃɪkɪn/	pui (de găină)	цыплёнок
child /tʃaɪld/	copil	ребёнок
church /tʃɜ:tʃ/	biserică	церковь
classroom /'kla:srʊm/	sală de clasă	классная комната
close /kləʊz/	a închide	закрывать
cold /kəʊld/	rece	холодный
comb /kəʊm/	pieptene	расческа
complete /kəm'pli:t/	a completa	заполнять

cool /ku:l/	răcoros	прохладный
count /kaʊnt/	a număra	считать
cow /kaʊ/	vacă	корова
cucumber /'kju:kʌmbə/	castravete	огурец

Dd /dr:/

day /deɪ/	zi	день
December /dɪ'sembə(r)/	decembrie	декабрь
desk /desk/	birou, masă de scris, bancă	письменный стол, парта
do /də, du:/	a face	делать
doctor /'dɒktə(r)/	doctor, medic	доктор, врач
dog /dɒg/	câine	собака
door /dɔ:(r)/	ușă	дверь
draw /drɔ:/	a desena	рисовать
dress /dres/	rochie, a îmbrăca	платье, одевать(ся)

Ee /eɪ/

each /i:tʃ/	fiecare	каждый
Easter /'i:stə(r)/	Paște, Paști	Пасха
eat /i:t/	a mânca	есть
egg /eg/	ou	яйцо
eight /eɪt/	opt	восемь
eighteen /,eɪ'ti:n/	optsprezece	восемнадцать
eleven /ɪ'levn/	unsprezece	одиннадцать
every /'evri/	fiecare	каждый
exercise book /'eksəsaɪz bʊk/	caiet	тетрадь

Ff / ef /

family /'fæməli/	familie	семья
father /'fɑ:ðə(r)/	tată	отец
favourite /'feɪvərɪt/	favorit, preferat	любимый
February /'februəri/	februarie	февраль
fifteen /,fɪf'ti:n/	cincisprezece	пятнадцать
finger /'fɪŋgə(r)/	deget	палец
five /faɪv/	cinci	пять
flag /flæg/	steag, drapel	знамя
floor /flɔ:/	podea	пол
flower /'flaʊə(r)/	floare	цветок
football /'fʊtbɔ:l/	fotbal	футбол
for /fɔ:(r)/	pentru	для
four /fɔ:(r)/	patru	четыре
fourteen /,fɔ:'ti:n/	paisprezece	четырнадцать
Friday /'fraɪdeɪ/	vineri	пятница
friend /frend/	prieten	друг
fruit /fru:t/	fruct	фрукт

Gg / dʒi: /

game /geɪm/	joc	игра
garden /'gɑ:dn/	grădină	сад, огород
giraffe /dʒɪ'ra:f/	girafă	жираф
girl /gɜ:l/	fată	девочка
go /gəʊ/	a merge	идти, ехать
good /gʊd/	bun	хороший

goodbye /,ɡʊd'baɪ/	la revedere	до свидания
grandma /'grænmə:/	bunică	бабушка
grandpa /'grænpɑ:/	bunic	дедушка
grass /grɑ:s/	iarbă	трава
green /ɡri:n/	verde	зелёный

Hh / ɛɪtʃ: /

happy /hæpɪ/	fericit	счастливый
have /həv, hæv/	a avea	иметь
have fun /həv 'fʌn/	a se distra	веселиться
he /hi:/	el	он
hen /hen/	găină	курица
here /hɪə(r)/	aici	здесь, сюда
holiday /'hɒlədeɪ/	sărbătoare, vacanță	праздник, каникулы
house /haʊs/	casă	дом
How are you? /'haʊ ə ju/	Cum o mai duci?	Как поживаешь?
How old are you? /'haʊ 'əʊld ə ju/	Câți ani ai?	Сколько тебе лет?
hunt /hʌnt/	vânătoare	охота

Ii / aɪ /

I /aɪ/	eu	я
ice-cream /,aɪs 'kri:m/	înghețată	мороженое
in /ɪn/	în	в

Jj / dʒeɪ /

January /'dʒænjʊəri/	ianuarie	январь
jeans /dʒi:nz/	blugi	джинсы
jelly beans /'dʒeli bi:nz/	bomboane	конфеты
July /dʒʊ'laɪ/	iulie	июль
jump /dʒʌmp/	a sări	прыгать
June /dʒu:n/	iunie	июнь

Kk / keɪ /

kitchen /'kɪtʃɪn/	bucătărie	кухня
kite /kaɪt/	zmeu (de hârtie)	змей (бумажный)

Ll / el /

lake /leɪk/	lac	озеро
letter /'letə(r)/	literă, scrisoare	буква, письмо
like /laɪk/	a plăcea	нравиться, любить
listen /'lɪsn/	a asculta	слушать
little /'lɪtl/	mic	маленький
living-room /'lɪvɪŋrʊ:m/	cameră de zi, salon	жилая комната
look /lʊk/	a privi	смотреть
long /lɒŋ/	lung	длинный
lorry /lɒrɪ/	camion	грузовик

Mm / em /

make /meɪk/	a face	делать
March /mɑ:tʃ/	martie	март

May /meɪ/	mai	май
me /mi:/	mie	мне
Monday /'mʌndeɪ/	luni	понеделник
month /mʌnθ/	lună	месяц
morning /'mɔ:nɪŋ/	dimineață	утро
mother /'mʌðə/	mamă	мать
mouse /maʊs/	șoarece	мышь

Nn / en /

name /neɪm/	nume	имя
near /nɪə/	aproape	близко
new /nju:/	nou	новый
nine /naɪn/	nouă	девять
nineteen /,naɪn'ti:n/	nouăsprezece	девятнадцать
no /nəʊ/	nu	нет
November /nəʊ'vembə/	noiembrie	ноябрь
number /'nʌmbə/	număr	число, номер
nut /nʌt/	nucă	орех

Oo / əʊ /

October /ɒk'təʊbə/	octombrie	октябрь
old /əʊld/	bătrân, vechi	старый
on /ɒn/	pe	на
one /wʌn/	unu	один, одна
orange /'ɒrɪndʒ/	portocală, portocaliu	апельсин, оранжевый
open /'əʊpən/	a deschide	открывать
our /'aʊə(r)/	al nostru	наш, наши

Pp / pi: /

paint /peɪnt/	a vopsi	красить
park /pɑ:k/	parc	парк
parrot /'pærət/	papagal	попугай
pen /pen/	pix, stilou	ручка
pencil /'pensl/	creion	карандаш
pet /pet/	animal de casă preferat	любимое животное
pick up /,pɪk 'ʌp/	a ridica, a culege	поднимать, собирать
play /pleɪ/	a (se) juca	играть
plum /plʌm/	prună	слива
present /'prezənt/	cadou	подарок
pretty /'prɪti/	drăguț	хорошенький
programmer /'prəʊgræmə/	programator	программист
pupil /'pju:pl/	elev	ученик
put /pʊt/	a pune	класть, положить
put away /,pʊt ə'weɪ/	a pune la loc	убрать

Qq / kju: /

question /'kwestʃən/	întrebare	вопрос
quince /kwɪns/	gutuie	айва

Rr / a:(r) /

rabbit /'ræbɪt/	iepure	кролик
read /ri:d/	a citi	читать
red /red/	roșu	красный

remember /rɪ'membə(r)/	a ține minte	помнить
ride (a bike) /raɪd/	a merge (cu bicicleta)	ездить (на велосипеде)
roof /ru:f/	acoperiș	крыша
ruler /'ru:lə/	riglă	линейка
run /rʌn/	a alerga	бегать

Ss / es /

sad /sæd/	trist	печальный
Saturday /'sætədeɪ/	sâmbătă	суббота
school /sku:l/	școală	школа
season /'si:zən/	anotimp	время года
September /sep'tembə(r)/	septembrie	сентябрь
seven /'sevən/	șapte	семь
seventeen /,sevən'ti:n/	șaptesprezece	семнадцать
she /ʃi:/	ea	она
sheep /ʃi:p/	oaie, oi	овца, овцы
shelf /ʃelf/	poliță	полка
shirt /ʃɜ:t/	cămașă	рубашка
short /ʃɔ:t/	scurt	короткий
show /ʃəʊ/	a arăta	показывать
silent /'saɪlənt/	tăcut	молчаливый
sister /'sɪstə/	soră	сестра
sit /sɪt/	a șede	сидеть
six /sɪks/	șase	шесть
sixteen /,sɪks'ti:n/	șaisprezece	шестнадцать
skirt /skɜ:t/	fustă	юбка
sky /skaɪ/	cer	небо
sleep /sli:p/	a dormi	спать
slippers /'slɪpəz/	papuci de cameră	домашние тапочки

small /smɔ:l/	mic, mică	маленький
spring /sprɪŋ/	primăvară	весна
stand /stænd/	a sta (în picioare)	стоять
stand up /,stænd 'ʌp/	a se ridica (în picioare)	вставать
strong /strɒŋ/	puternic	сильный
summer /'sʌmə/	vară	лето
Sun /sʌn/	soare	солнце
Sunday /'sʌndeɪ/	duminică	воскресенье
swim /swɪm/	a înota	плавать

Tt /ti:/

table /'teɪbl/	masă	стол
take /teɪk/	a lua	брать
take off /teɪk ɒf/	a scoate (haina, încălțăminte)	снять (одежду, обувь)
talk /tɔ:k/	a vorbi	разговаривать
tall /tɔ:l/	înalt	высокий
tap /tæp/	a bate (ușor)	постукивать
teacher /'ti:tʃə/	profesor, învățător	преподаватель, учитель
ten /ten/	zece	десять
thank you /'θæŋk ju/	mulțumesc	спасибо
that /ðæt/	acela, aceea	тот, та
these /ði:z/	aceștia, acestea	эти
they /ðeɪ/	ei	они
thirteen /,θɜ: 'ti:n/	treisprezece	тринадцать
this /ðɪs/	acesta, aceasta	этот, эта
three /θri:/	trei	три
Thursday /'θɜ:zdeɪ/	joi	четверг
today /tə'deɪ/	azi	сегодня

tomato /tə'mɑ:təʊ/	roșie	помидор
too /tu:/	deasemenea	тоже
toothbrush /'tu:θbrʌʃ/	periuță de dinți	зубная щетка
toothpaste /'tu:θpeɪst/	pastă de dinți	зубная паста
train /treɪn/	tren	поезд
trainers /'treɪnəz/	adidași	кросовки
tree /tri:/	copac	дерево
T-shirt /'ti:ʃɜ:t/	tricou	футболка
Tuesday /'tju:zdeɪ/	marți	вторник
turtle /'tɜ:tl/	broască țestoasă	черепаха
twelve /twelv/	doisprezece	двенадцать
twenty /'twenti/	douăzeci	двадцать
two /tu:/	doi, două	два, две, двое

Uu /ju:/

umbrella /ʌm'brelə/	umbrelă	зонт
under /'ʌndə/	sub	под
usually /'ju:ʒuəli/	de obicei	обычно

Vv /vi:/

van /væn/	furgonetă	фургон
very /'veri/	foarte	очень
vet /vet/	medic veterinar	ветеринарный врач
village /'vɪlɪdʒ/	sat	деревня, село

Ww /dʌblju:/

warm /wɔ:m/	cald	тепло, теплый
we /wi:/	noi	мы

wear /weə/	a purta	носить
week /wi:k/	săptămână	неделя
Wednesday /'wenzdei/	miercuri	среда
what /wɒt/	ce, care	что, который, какой
when /wen/	când	когда
where /weə/	unde	где
white /waɪt/	alb	белый
why /waɪ/	de ce	зачем
window /'windəʊ/	fereastră	окно
winter /'wɪntə/	iarnă	зима
with /wɪð/	cu	с
woman /'wʊmən/	femeie	женщина
work /wɜ:k/	a lucra	работать
wolf /wʊlf/	lup	волк
write /raɪt/	a scrie	писать

Xx / eks /

xylophone /'zaɪləfəʊn/	xilofon	ксилофон
-------------------------------	---------	----------

Yy / waɪ /

yard /ja:d/	curte	двор
yellow /'jeləʊ/	galben	жёлтый
yesterday /'jestədei/	ieri	вчера
you /ju:/	tu, voi	ты, вы

Zz / zed /

zebra /'zebrə/	zebră	зебра
-----------------------	-------	-------

English

English is a three-level course which satisfies the new National Curriculum requirements in Moldova.

- **English** encourages pupils' interaction and communication;
- Provides systematic development of grammar, vocabulary, reading, writing, listening, speaking and pronunciation, integrated throughout;
- Raises pupils' awareness of cultural diversity;
- Makes it possible to check progress in an informal way through activities which involve discovery, problem-solving, language use and creative response.

Each level of **English** contains:

- **The Pupil's Book** – a beautifully illustrated textbook with stimulating activities that are based on child-friendly vocabulary and are pupil-oriented.
- **The Workbook** – a collection of activities that mirror the Pupil's Book content and provide additional material for classroom and home use.
- **The Teacher's Book** – a guide for teachers.

ISBN 978-9975-0-0335-3



9 789975 003353