



Ministerul Educației,  
Culturii și Cercetării  
al Republicii Moldova

Iulia IGNATIUC Lara ALADIN Ana MUNTEAN Ludmila FOCA Dina PUIU

# English

## Pupil's Book



Level  

---

A1.2

Editura Arc





Ministerul Educației, Culturii și Cercetării al Republicii Moldova

Iulia IGNATIUC Lara ALADIN Ana MUNTEAN Ludmila FOCA Dina PUIU

---

# *English* Pupil's Book

Level

**A1.2**

Editura Arc



Manualul școlar a fost aprobat prin Ordinul ministrului Educației, Culturii și Cercetării nr. 1381 din 30 octombrie 2019, în urma evaluării metodico-științifice și este realizat în conformitate cu Curriculumul școlar aprobat prin Ordinul ministrului Educației, Culturii și Cercetării nr. 1124 din 20 iulie 2018.

Acest manual este proprietatea Ministerului Educației, Culturii și Cercetării al Republicii Moldova.

Școala .....				
Manualul nr.....				
Anul de folosire	Numele și prenumele elevului	Anul școlar	Aspectul manualului	
			la primire	la returnare
1.				
2.				
3.				
4.				
5.				

- Dirigintele clasei trebuie să controleze dacă numele elevului este scris corect.
- Elevul nu va face niciun fel de însemnări în manual.
- Aspectul manualului (la primire și la returnare) se va aprecia: *nou, bun, satisfăcător, nesatisfăcător.*

Comisia de evaluare: *Daniela Munca-Afteniev*, doctor în pedagogie, Academia de Inovare și Schimbare prin Educație;  
*Natalia Cojuhari*, profesoară, grad didactic superior, IPLT „Mihai Eminescu”, Bălți;  
*Svetlana Lungu*, profesoară, grad didactic superior, LT „Mihai Eminescu”, Chișinău;  
*Olga Lupu*, profesoară, grad didactic superior, LT „Ion Creangă”, Chișinău;  
*Natalia Șevciuc*, profesoară, grad didactic superior, IPLT „Victor Suhomlinski”, Edineț.

Lector: *Valentina Șmatov*

Desene: *Aliona Timuța*

Imagini: [www.shutterstock.com](http://www.shutterstock.com)

Machetare computerizată: *Valentina Stratu*

Copertă: *Dragoș Popa*

Redactor tehnic: *Zoe Ciumac*

Editura se obligă să achite deținătorilor de copyright, care nu au fost contactați, costurile de reproducere a imaginilor folosite în prezenta ediție.

© Editura Arc, 2019

© Editura Prut Internațional, 2019

© Iulia Ignatiuc, Lara Aladin, Ana Muntean, Ludmila Foca, Dina Puiu, 2019

Editura Arc, str. G. Meniuc nr. 3, MD 2009, Chișinău;

tel.: (+373 22) 73-36-19, 73-53-29; fax: (+373 22) 73-36-23;

e-mail: [info.edituraarc@gmail.com](mailto:info.edituraarc@gmail.com); [www.edituraarc.md](http://www.edituraarc.md)

Descrierea CIP a Camerei Naționale a Cărții

**English. Pupil's Book** : Level A1.2 / Iulia Ignatiuc, Lara Aladin, Ana Muntean [et al.]; comisia de evaluare: Daniela Munca-Afteniev [et al.]; Min. Educației, Culturii și Cercet. al Rep. Moldova. – [Chișinău] : Arc, 2019 (Tipogr. „Balacron”). – 112 p. : fig. color, tab.

25000 ex.

ISBN 978-9975-0-0334-6.

811.111(075)

E 57

# CONTENTS

## Unit 1 All About Me

<b>Lesson One</b>	Meeting friends.....	4
<b>Lesson Two</b>	My friend's profile.....	6
<b>Lesson Three</b>	What do you do every day?.....	8
<b>Lesson Four</b>	My week agenda .....	10
<b>Lesson Five</b>	Does he ride his bike?.....	12
<b>Lesson Six</b>	Stay healthy.....	14
<b>Lesson Seven</b>	I am happy .....	16
<b>Let's Test Our Skills</b>	.....	18
<b>Time for self-assessment</b>	.....	20
<b>Project</b>	My Busy Day.....	21

## Unit 2 The World Is Beautiful

<b>Lesson One</b>	Autumn.....	22
<b>Lesson Two</b>	I live in Moldova.....	24
<b>Lesson Three</b>	My town.....	26
<b>Lesson Four</b>	On my street.....	28
<b>Lesson Five</b>	Welcome to Chişinău .....	30
<b>Lesson Six</b>	This is London.....	32
<b>Lesson Seven</b>	I like travelling by train.....	34
<b>Let's Test Our Skills</b>	.....	36
<b>Time for self-assessment</b>	.....	37
<b>Project</b>	My Neighbourhood.....	39

## Family and Home Unit 3

<b>Lesson One</b>	Winter is fun .....	40
<b>Lesson Two</b>	A winter day .....	42
<b>Lesson Three</b>	They were busy yesterday.....	44
<b>Lesson Four</b>	Cleaning day .....	46
<b>Lesson Five</b>	Did you have fun yesterday? ....	48
<b>Lesson Six</b>	Shopping day .....	50
<b>Lesson Seven</b>	Let's make fruit salad.....	52
<b>Lesson Eight</b>	Mother's Day .....	54
<b>Lesson Nine</b>	Lunch in a snack bar.....	56
<b>Let's Test Our Skills</b>	.....	58
<b>Time for self-assessment</b>	.....	60
<b>Project</b>	Mother's Day .....	61

## School and Leisure Unit 4

<b>Lesson One</b>	My classroom.....	62
<b>Lesson Two</b>	We like sport .....	64
<b>Lesson Three</b>	On the animal farm .....	66
<b>Lesson Four</b>	Once there was ... ..	68
<b>Lesson Five</b>	We like tales.....	70
<b>Lesson Six</b>	Why do you like summer?.....	72
<b>Lesson Seven</b>	Plans for the summer.....	74
<b>Let's Test Our Skills</b>	.....	76
<b>Time for self-assessment</b>	.....	78
<b>Project</b>	My favourite sport .....	79

<b>My self-assessment sheet</b>	.....	80
<b>Transcripts</b>	.....	81
<b>Phonics</b>	.....	90
<b>Irregular Verbs</b>	.....	92
<b>Supplementary Reading</b>	.....	93
<b>Vocabulary</b>	.....	102



**1 Listen and read.**



**2**

**Greet your classmates.**

Hello!

Hi!

How are you?

Glad to see you.

Fine, thanks.

I am great, thank you.

**th**

/θ/

thank

think

three

Thursday

/ð/

they

their

these

brother



**3 Listen and follow.**



<b>Name</b>	Dan
<b>Country</b>	Moldova
<b>Age</b>	9
<b>Family</b>	Mother <input checked="" type="checkbox"/>
	Father <input checked="" type="checkbox"/>
	Sister <input checked="" type="checkbox"/>
	Brother <input checked="" type="checkbox"/>
<b>Hobby</b>	Play football

## Meeting friends

4 Follow the questions and complete your profile. Speak about you.

- |                                  |               |
|----------------------------------|---------------|
| 1. What is your name?            | Name _____    |
| 2. Where are you from?           | Country _____ |
| 3. How old are you?              | Age _____     |
| 4. Do you have a sister/brother? | Family _____  |
| 5. What is your <b>hobby</b> ?   | Hobby _____   |

5 Read and learn.

**Angela:** Hello. I am Angela.

**Dan:** Good morning. Nice to meet you.

**Angela:** What is your name?

**Dan:** My name is Daniel.

**Angela:** Daniel what?

**Dan:** Daniel Greg. But call me Dan.

### Rhyme Time

I am tall.  
You are small.  
We are smart.  
They are bright.  
It is my pet.  
He is a vet.  
She is my good  
old friend.

6 Choose and complete the sentences.

am

is

are

- |                           |                                     |
|---------------------------|-------------------------------------|
| 1. We _____ good friends. | 5. You _____ eleven.                |
| 2. I _____ a pupil.       | 6. It _____ a big house.            |
| 3. He _____ my brother.   | 7. They _____ my mother and father. |
| 4. She _____ my sister.   |                                     |



7 Let's sing the ABC.



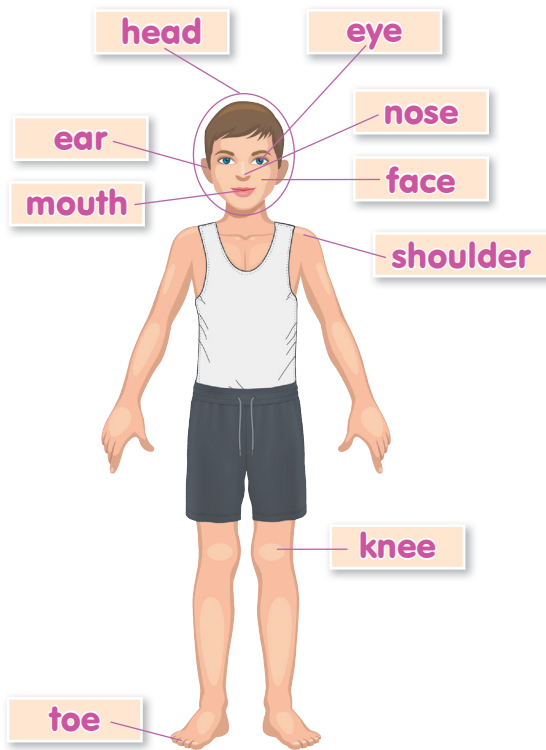
A B C D E F G  
H I J K L M N O P  
Q R S T U V W X Y and Z

Now I know my ABC.

Next time won't you sing with me?

▶ Go to page 81

### 1 Let's learn.



Dan has short hair.  
**His** hair is short.  
**Dan's** hair is short.



### 2 Listen, do and say.

Point to your head.

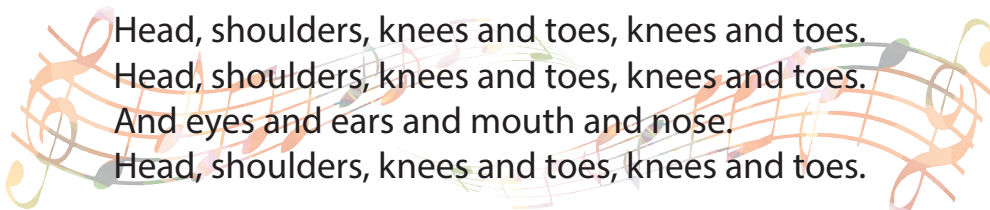
This is my head.

Point to your eyes.

These are my eyes.




### 3 Let's sing.



▶ Go to page 81

### 4 Read and match.

Dear Tina,  
 these are my pets.  
 Their names are Ricky and Rocky.  
 Ricky is my parrot and Rocky is my turtle.  
 They are my good friends.  
 Love,  
 Hannah



Rocky

Ricky


## My friend's profile

### 5 Look and read.

This is Pinocchio.  
He has a big head and short hair.  
Pinocchio's nose is very long.

This is the Blue Fairy. She has long hair.  
Her hair is blue. Her eyes are blue too.

This is my dog. It has small eyes.  
Its ears are long.



### 6 Say Yes or No.

1. Pinocchio has a short nose.
2. His head is big.
3. The Blue Fairy has green eyes.
4. The Fairy's hair is long.
5. The dog has long ears.
6. The dog's eyes are big.

### 7 Read and answer the questions.



<b>Name</b>	Hannah
<b>Country</b>	England
<b>Age</b>	13
<b>Hobby</b>	Pets

1. How old is Hannah?
2. Where is she from?
3. What is her hobby?
4. Is Hannah pretty?
5. Is Hannah's hair short?

### 8 Choose and say.

1. The dog has short ears. *Its / His* ears are short.
2. She has long hair. *Her / His* hair is long.
3. This is my brother. *Her / His* eyes are green.
4. These are my sisters. *Their / Our* hair is short.
5. We have a house. *Their / Our* house is small.
6. I have a pet. *My / Your* pet is a cat.
7. You have a bike. *My / Your* bike is new.

I – My  
You – Your  
He – His  
She – Her  
It – Its  
We – Our  
You – Your  
They – Their



### 1 Let's learn.

I comb my hair every day.

I wash my face every day.

I brush my teeth every day.



### 2 Let's sing.

This is the way we wash our face early in the morning.



This is the way we comb our hair early in the morning.



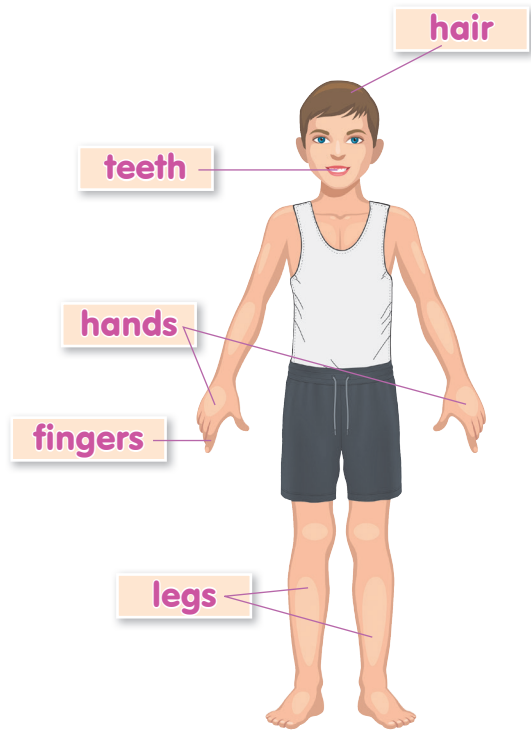
This is the way we brush our teeth early in the morning.



▶ Go to page 82

### 3 Say Yes or No.

1. Do you comb your hair every day?
2. Do you wash your face every day?
3. Do you brush your teeth every day?
4. Do you do morning exercises every day?
5. Do you run, jump and play every day?



one tooth – two teeth

ou /aʊ/  
mouth  
house  
mouse  
count  
around

Yes, I do.

No, I don't.

## What do you do every day?



### 4 Listen and read.



**Blue Fairy:** I comb my hair every day.  
Do you comb your hair every day?

**Pinocchio:** No, I don't.

**Blue Fairy:** Do you wash your face every day?

**Pinocchio:** No, I don't.

**Blue Fairy:** Do you brush your teeth every day?

**Pinocchio:** No, I don't.

**Blue Fairy:** What do you do every day?

**Pinocchio:** I run, jump and play every day.



### 5 Look and read the correct sentence.

1. She is short.  
She is tall.
2. She has long black hair.  
She has short black hair.
3. Her eyes are blue.  
Her eyes are green.
4. She is wearing a blue dress and red shoes.  
She is wearing a red dress and blue shoes.



### 6 Let's play *Guess Who he / she is*.

He is tall.  
He has short brown hair.  
His eyes are brown.  
He is wearing blue trousers  
and a white shirt.  
Who's he?

He is ...

### 7 Let's write. Describe a family member.

My father's name is...  
He has ... hair.

My mother's name is ...  
Her eyes are ...

## 1 Let's learn.



Good morning



Good afternoon



Good evening



Good night



get up



get dressed



have breakfast

## 2 Look and say.

It's morning.

Good morning!

It's afternoon.

...

It's evening.

...

It's night.

...

ee /i:/  
green  
knee  
meet  
see  
teeth



## 3 Let's sing.

This is the way we get dressed, get dressed, get dressed.

This is the way we get dressed early in the morning.

This is the way we go to school, go to school, go to school.

This is the way we go to school early in the morning.

# My week agenda

## 4 Let's read.



On Monday I get up early.  
I get dressed and have breakfast.  
I pick up my backpack and go to school.  
On Sunday I don't get up early. I put on my T-shirt  
and jeans. I take my bike and go to the park.  
My friends are in the park.  
We play ball, run and jump.  
We have fun.

## 5 Interview Alex.

1. Do you get up early on Sunday?
2. Do you go to school on Monday?
3. Do you have breakfast in the morning?
4. Do your friends go to the park on Sunday?
5. Do you have fun in the park?

## 6 Make your week agenda.

1. Choose words and complete your week agenda.

draw

play

read

swim

go to school

jump

run

ride a bike

say Hello!

write

have breakfast

put away my school things

2. Speak about your activities.

I go to school on Monday morning.  
I swim on Wednesday afternoon.

## 7 Write 3 sentences about what you do in the morning.

**My Week Agenda**

NAME

	Monday	Tuesday	Wednesday	Thursday	Friday	Saturday	Sunday
Morning	go to school						
Afternoon			swim				
Evening							
Bed Time							

### 1 Let's learn.



Dan has breakfast in the morning.

Sofia rides her bike in the afternoon.



Alex puts away his school things in the evening.



Nick goes to bed at night.



Does Dan have breakfast in the morning?

Yes, he **does**.

Does Sofia ride her bike in the morning?

No, she **doesn't**.



**Does** he ride his bike?

Yes, he **does**.

**Does** she go to the zoo?

No, she **doesn't**.

She **goes** to school.

### 2 Answer the questions.

1. Does Alex put away his school things in the evening?
2. Does Nick go to bed in the morning?
3. Does Dan have breakfast in the afternoon?
4. Does Sofia ride her bike at night?

### 3 Choose and make up sentences.

I  
You He  
She  
We

goes to school.

writes in class.

read a story every day.

plays tennis after school.

run in the park.

have a new pet.

# Does he ride his bike?



**4** Look, listen and repeat.



It's one o'clock.



What time is it?



It's five o'clock.



It's eight o'clock.



It's eleven o'clock.



**5** Look and say.



**6** Read and learn.

Excuse me.  
What time is it?



It's four o'clock.

Thank you.



**7** Let's read.

Tim has breakfast at eight o'clock.  
Ann doesn't have breakfast at eight o'clock.  
She has breakfast at seven o'clock.

Tina talks with Hannah in the evening.  
Dan doesn't talk with Hannah.  
He talks with his grandpa.

**8** Circle the words and write the sentences.

Tim doesn't have breakfast at seven o'clock.  
Tina and Hannah don't talk in the morning.


**Let's sing**

What time is it?

It's **1** o'clock,  
**2** o'clock, **3** o'clock,  
**4** o'clock, **5** o'clock,  
**6** o'clock, **7** o'clock.  
It's **8** o'clock,  
**9** o'clock,  
**10** o'clock,  
**11** o'clock.  
It's **12** o'clock.

Go to page 83

### 1 Let's learn.



### 2 Read and point.

1. I eat **vegetables** for lunch.
2. He has **milk** for breakfast.
3. She eats **fruits** every day.
4. We drink **juice** in the afternoon.
5. I have a **cheese sandwich** in my lunch box.
6. **Tea** is my favourite drink.
7. Milk and juice are healthy **drinks**.

a /ɔ:/  
ball  
small  
tall  
talk  
walk

### 3 Say what you like and what you don't like.





I like tea.  
I don't like milk.



Dan likes plums and cheese.  
He doesn't like milk and tomatoes.

### 4 Look and say.

								
Dan								
Tina								
Alex								
Sofia								

# Stay healthy

## 5 Ask and answer.

What do you have for breakfast?



I have tea and a sandwich.

## 6 Read and learn.



**Grandma:** Do you eat healthy food, Dan?

**Dan:** What is healthy food?

**Grandma:** It's fish and eggs. It's nuts and plums.

**Dan:** Why is it healthy?

**Grandma:** Because it makes you strong.

**Dan:** I like pizza and chips. Are they healthy?

**Grandma:** No, they are not. They make you weak.

**Dan:** It's a pity. I like pizza so much.



## 7 Choose *don't* or *doesn't*. Make up sentences.

1. Nick
2. Alex
3. Tim and Ann
4. Sofia
5. I
6. You

*don't*

*doesn't*

eat pizza.  
drink milk.  
like tea.  
eat apples.  
like tomatoes.  
drink juice.

## 8 Let's write.

My mother likes \_\_\_\_\_.

My father likes \_\_\_\_\_.

My mother doesn't like \_\_\_\_\_.

My father doesn't like \_\_\_\_\_.



## 1 Let's learn.



sad



happy



tired



hungry



thirsty

I am sad.  
Go and play with your friends.

I am hungry.  
Have a sandwich.

I am happy.  
It's my birthday.  
Happy birthday!

I am thirsty.  
Have a glass of water.

I am tired.  
Have a rest.

wh /w/  
what  
when  
where  
why  
white

## 2 Look and say.

Alex is sad.

## 3 Match answers to the questions.

- |   |                             |
|---|-----------------------------|
| 1. What do you do when you are happy?   | A. I have a rest.           |
| 2. What do you do when you are sad?     | B. I have a glass of water. |
| 3. What do you do when you are hungry?  | C. I smile.                 |
| 4. What do you do when you are tired?   | D. I cry.                   |
| 5. What do you do when you are thirsty? | E. I eat a sandwich.        |

# I am happy

## 4 Let's talk.

What do you do when you are ...

I ...

## 5 Let's read.



My name is Ann. I am 13.  
My birthday is in October.  
I have a brother. His name is Tim.  
I like sports. I play football and ride a skateboard.  
I can speak English.  
I have a rabbit. When I am sad, I don't cry.  
I talk with my rabbit.

## 6 Write the missing words.

My \_\_\_\_\_ is Dan.

I am 9.

My \_\_\_\_\_ is in July.

I have a \_\_\_\_\_. Her name is Tina.

I like sports.

I can \_\_\_\_\_ football and tennis.

I like to read \_\_\_\_\_.

I have a parrot.

When I am happy, I smile.



<b>Name</b>	Dan
<b>Age</b>	9
<b>Birthday</b>	July
<b>Brother</b>	-
<b>Sister</b>	Tina
<b>Hobby</b>	football, tennis
<b>Pets</b>	parrot

birthday

books

sister

name

play

## 7 Write your profile. Speak about yourself.

### 1 Can you greet your classmates and teachers?

- Complete the dialogues.

Hello, \_\_\_\_\_?

Good morning, teacher.

I'm \_\_\_\_\_, thank you.

Good \_\_\_\_\_.

### 2 Can you describe a person?

- Write three sentences to describe

**Olga**



**Andrei**



### 3 Can you choose and write in the correct word?

*My His Her Our Their*

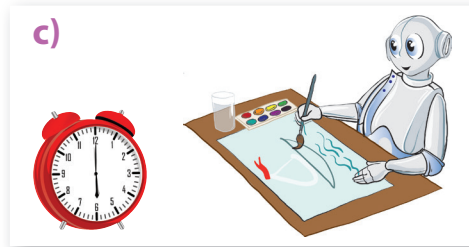


1. Tim has a dog. \_\_\_\_\_ dog is small.
2. We have a house. \_\_\_\_\_ house is big.
3. Tina has a brother. \_\_\_\_\_ brother is a pupil.
4. They go to school. \_\_\_\_\_ school is old.
5. I have a friend. \_\_\_\_\_ friend can play tennis.

### 4 Can you match to say what you do in the morning?

I wash  
I brush  
I comb  
I put on  
I go

my face  
my hair  
my jeans  
to school  
my teeth

**5 Can you say what Robbie usually does at:**



**6 Can you answer the questions?**

Do you eat healthy food?

Yes, I \_\_\_\_\_.

Does Nick play football?

Yes, he \_\_\_\_\_.

Do we wash our hands every day?

Yes, we \_\_\_\_\_.

Does Tina play tennis?

Yes, she \_\_\_\_\_.


**7 Can you disagree?**

Tina likes nuts.

Dan likes coffee.

Dan and Alex like carrots.

Sofia and Alex like cheese.








**8 Can you complete the sentences?**

When I am happy, I \_\_\_\_\_.


When I am sad, I \_\_\_\_\_.

When I am hungry, I \_\_\_\_\_.

When I am thirsty, I \_\_\_\_\_.

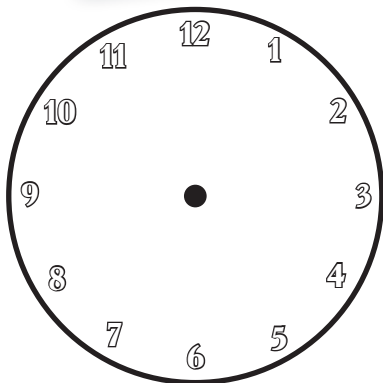
<p>1. I can complete my profile.</p>	<p><b>Name</b> _____  <b>Country</b> _____  <b>Age</b> _____  <b>Family</b> _____          _____          _____  <b>Hobby</b> _____  <b>Pets</b> _____</p>	
<p>2. I can say what I do in the morning.</p>	<p>I _____ my face.          I _____ my teeth.          I _____ my hair.</p>	
<p>3. I can ask about the time and I can tell the time.</p>		
<p>4. I can choose and read the correct sentence.</p>	<p>1. <b>a.</b> Dan has tea and a sandwich for breakfast.  <b>b.</b> Dan have tea and a sandwich for breakfast.</p> <p>2. <b>a.</b> Sofia ride her bike in the afternoon.  <b>b.</b> Sofia rides her bike in the afternoon.</p> <p>3. <b>a.</b> Alex puts away his school things in the evening.  <b>b.</b> Alex put away his school things in the evening.</p> <p>4. <b>a.</b> Nick doesn't play tennis every day.  <b>b.</b> Nick don't play tennis every day.</p>	

Super!



### My Busy Day

1. Cut out the clock and colour the numbers.
2. Cut out the clock hands and fix them on the clock.
3. Fix your clock on your poster.
4. Cut out the pictures.
5. Place the pictures around the clock to show when you do the actions.
6. Use the clues to describe the pictures. Stick or write them under the pictures.
7. Move the clock hands and say what you do at this time.



Go to school

Have breakfast

Have lunch

Write and draw at school

Play with my pet

Play after school

## 1 Let's learn.



cloud  
cloudy  
It's cloudy.



rain  
rainy  
It's rainy.



sun  
sunny  
It's sunny.



wind  
windy  
It's windy.

## 2 Ask and answer.

Is it cloudy today?

Yes, it is.

Is it sunny today?

No, it isn't.

ai /eɪ/  
rain  
rainy  
paint  
train

## 3 Match and read.



September



October



November

It's September.

It's October.

It's November.

The leaves are yellow and red.

The leaves are brown.

The leaves are green.

a shelf – two shelves  
a leaf – two leaves

## 4 Choose the right word. Read the sentences.

1. Leaf / Leaves are red and yellow in October.
2. My book / books is on the shelf.
3. The shelf / shelves are long.
4. His sister / sisters goes to school in the morning.
5. Our cat / cats likes milk.

# Autumn

## 5 Read and make a list of colours.

It's autumn.  
Let's go on a leaf hunt.  
Let's find colourful leaves.

Here is a beautiful leaf. It's green.  
I pick it up on a warm September day.

Here is a big leaf.  
It's orange and yellow.  
I pick it up on a sunny October day.

Here are some small leaves.  
They are brown and red.  
I pick them up on a cold November day.

## 6 Say Yes or No.

1. Dan and his friends go on a leaf hunt.
2. Dan finds colourful leaves.
3. Sofia picks up brown leaves.
4. Alex has a big orange leaf.
5. Nick has a green leaf.

## 7 Match and write.

- It's rainy. Put on your anorak.  
It's sunny. Take your umbrella.  
It's windy. Put on your cap.



## 8 Let's sing.

Autumn leaves are changing colours all over town.  
Autumn leaves are falling down, down to the ground.  
Autumn leaves are on the ground.

Go to page 83



## 1 Let's learn.



fortress

There is a fortress on the bank of the river.

wall      thick      tower  
fortress



field

There are beautiful fields in Moldova.

bank of the river



forest

There is a forest near the village.  
There are a lot of old trees in the forest.

## 2 Look and say.

There is a fortress in Soroca.

There are rivers in Moldova.

## 3 Let's read.



**Dan:** Grandpa, is Moldova a big country?

**Grandpa:** No, it isn't. It's small but it's beautiful.

**Dan:** What is beautiful in Moldova?

**Grandpa:** Our forests, fields and rivers.

**Dan:** My teacher says Soroca Fortress is fantastic.

**Grandpa:** It's true. We can read about it.

**Dan:** Good idea!



## 4 Read and answer the questions.



Soroca Fortress stands on the bank of the River Nistru.

There are four round towers and an entrance tower. This tower has three doors.

The walls are three metres thick.

1. Does Soroca Fortress stand on the bank of the River Raut?
2. Does the entrance tower have two doors?
3. Are the walls very thick?
4. Is the fortress new?

# I live in Moldova

## 5 Let's talk.

Is your village / town on the bank of the River Nistru?

Yes, it is.

No, it isn't.

Where do you live?

...

a man – two men  
a woman – two women  
a child – two children

## 6 Read and complete the sentences.



### National Apple Festival

Do you know that every year in September there is a National Apple Festival in Soroca? You can buy green, red, yellow apples and tasty apple pies there. A band plays beautiful music. There are a lot of men, women and children. They have a lot of fun.



1. The festival is in \_\_\_\_\_.
2. The festival begins at \_\_\_\_\_ o'clock.
3. They can buy \_\_\_\_\_ at the festival.
4. There are a lot of \_\_\_\_\_.
5. \_\_\_\_\_ have a lot of fun.

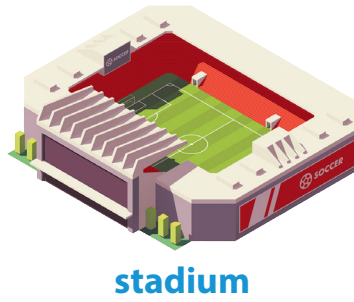

## 7 Write.

is

are

1. There \_\_\_\_\_ a big apple on the table.
2. There \_\_\_\_\_ men and women in the park.
3. There \_\_\_\_\_ children at school.
4. There \_\_\_\_\_ a child in the room.
5. There \_\_\_\_\_ leaves on the ground.


## 1 Let's learn.



There is a library near my house.

There are books and computers in the library.

## 2 Look and say.



There is a hospital ...

There are ...

ur /ɜ:/  
church  
turtle  
turn



## 3 Look and listen. Say Yes or No.

# My town

## 4 Read and learn.



Excuse me.

Where is the school, please?

Thank you.

Yes?

It's near the park.



## 5 Let's talk.

Excuse me.


Where is the ..., please?

It's ....

Thank you.

## 6 Let's read.

There is a small **town** in Moldova.  
There is a long street in the town.  
There is a tall house on the street.  
There is a big room in the house.  
There is a little bed in the room.  
There is a baby in the bed.  
She is my baby sister.



## 7 Answer the questions.

1. Where is the baby?
2. Where is the bed?
3. Where is the room?
4. Where is the house?
5. Where is the street?
6. Where is the town?

## 8 Let's write.

There is a \_\_\_\_\_ in my town.  
There is a \_\_\_\_\_ in my village.  
There are \_\_\_\_\_ on my street.  
There are \_\_\_\_\_ in our garden.



## 1 Let's learn.



Is there a library in your school?

Yes, there is.



Is there a zoo in your town?

No, there isn't.



Are there tall trees in the park?

Yes, there are.



Are there old houses on your street?

No, there aren't.



## 2 Match and answer the questions.

Is there

Are there

a hospital in your town?

flowers in the park?

a stadium on your street?

cars in the street?

a school in your village?

Yes, there is.

No, there isn't.

Yes, there are.

No, there aren't.


## 3 Let's read.

Some people live in the village where the houses are very small.

In the village, where the houses are very small, the gardens are very big.



Some people live in the city where the houses are very tall.



In the city, where the houses are very tall, the gardens are very small.



# On my street

## 4 Answer the questions.

1. Do you live in the city or in the country?
2. Do you live in a small or in a tall house?
3. Is there a garden or a river near your house?
4. Is your garden big or small?

## 5 Let's do sums.

$13 + 10 =$	$14 + 40 =$	$25 + 25 =$
$20 + 21 =$	$34 + 11 =$	$52 + 17 =$

20 – twenty  
 30 – thirty  
 40 – forty  
 50 – fifty  
 60 – sixty  
 70 – seventy  
 80 – eighty  
 90 – ninety  
 100 – one hundred  
 21 – twenty-one  
 32 – thirty-two



## 6 Listen and complete.

**Name** Kate Harrison  
**Age** \_\_\_\_\_  
**Address** \_\_\_\_\_ Queen Str.  
 Leeds  
**Phone** 1603-654-973

**Name** Ionel Crețu  
**Age** \_\_\_\_\_  
**Address** \_\_\_\_\_ Bulgară Str.  
 Bălți  
**Phone** 691-23-548

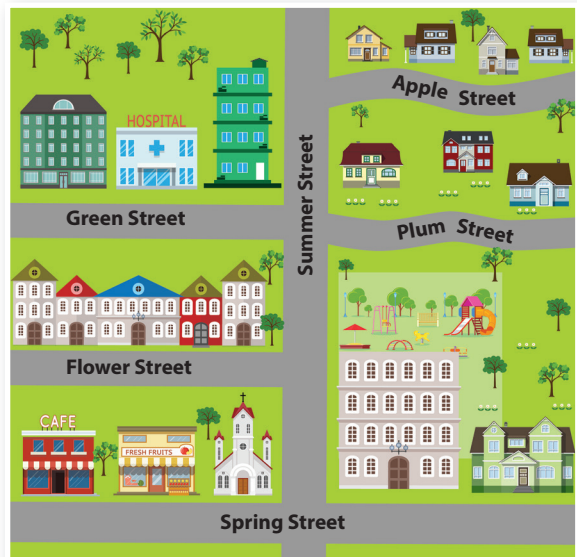
## 7 Read the map. Ask and answer.

Are there houses on Plum Street?

Yes, there are.

Is there a hospital on Apple Street?

No, there isn't. There is a hospital on Green Street.



## 8 Let's write.

I live in a \_\_\_\_\_ house. The house is in the \_\_\_\_\_.  
 My address is \_\_\_\_\_.

## 1 Let's learn.



### Welcome to Chişinău!

Come and see its beautiful streets and parks.  
 Stand near the monument to Ştefan cel Mare.  
 Have fun at Licurici Theatre.  
 Learn about the history of Moldova at the National Museum of History.

## 2 Choose the right word and complete the sentences.


1. Chişinău is a big \_\_\_\_\_.
2. The \_\_\_\_\_ to Stefan cel Mare is in the centre.
3. There is a \_\_\_\_\_ on my street.
4. There is a \_\_\_\_\_ near the park.
5. My school is on Bucureşti \_\_\_\_\_.
6. The \_\_\_\_\_ of Chişinău is beautiful.

centre  
 theatre  
 monument  
 museum  
 street  
 city



## 3 Listen and answer the questions.

- Who lives in a city?  
 Who lives in a village?  
 Who lives in a town?  
 Who likes to swim?  
 Who likes to play tennis?  
 Who likes the people?  
 Why does Kate like her village?  
 Why does Andrew like his town?  
 Why does Luca like his city?



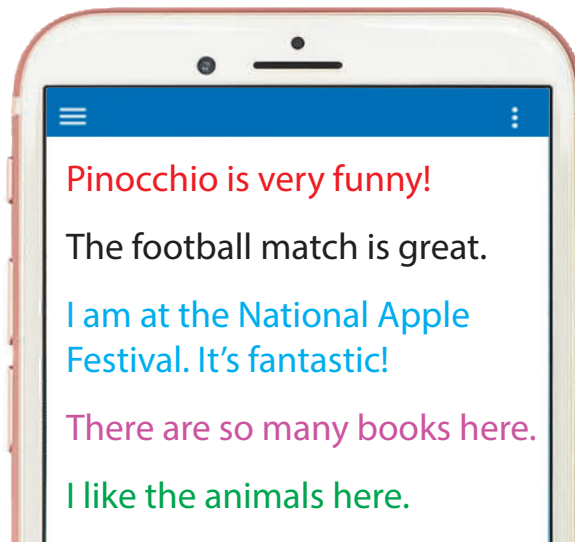
# Welcome to Chişinău

## 4 Ask and answer.

1. Is there a museum where you live?
2. Is there a park?
3. Is there a zoo?
4. Is there a monument?
5. Is there a theatre?
6. Is there a church?
7. Is there a library?

c / s /  
centre  
city  
circus

## 5 Read and match.



## 6 Read and learn.

Chişinău is the capital of Moldova.  
It is big and beautiful.  
It stands on the banks of the River Bâc.  
The symbol of Chişinău is the monument to Stefan cel Mare.  
There are a lot of parks and museums in Chişinău.  
There is a zoo and a circus in Chişinău.



## 7 Agree or disagree.

1. The capital of Moldova is Chişinău.
2. It is very small.
3. It is on the River Bâc.
4. There are not many parks in Chişinău.
5. There are a lot of museums in Chişinău.

## 8 Write 3 sentences about your native place.



## 1 Let's learn.



the London Eye



Big Ben



Double Decker



Peter Pan Statue



the London Zoo



## 2 Listen and point.



## 3 Listen again and say *Yes* or *No*.

1. London is very small.
2. There are a lot of animals in the London Zoo.
3. There are no animals on Peter Pan Statue.
4. There are a lot of great things to see in London.
5. Peter likes to go to the London Zoo.
6. Betty's favourite animal is the giraffe.
7. Laura likes the Peter Pan statue.

OW	
/aʊ/	/əʊ/
town	slow
brown	show
down	snow
how	window
now	yellow

## 4 Read and learn.



**Hannah:** I am happy to be in London again.

**Tina:** Is London big?

**Hannah:** Yes, it is. Big and beautiful.

**Tina:** Chişinău is big too.

**Hannah:** Yes, but London is bigger.  
And the streets are wider.



# This is London



## 5 Let's sing.

The Thames is shorter than the Seine.  
 London Bridge is longer than a plane.  
 The London Eye is taller than Big Ben.  
 And London is bigger than Berlin.  
 She's travelling around London town  
 On the tube, on a bus.  
 A black taxi is faster than a man.  
 A red bus is slower than a van.  
 This lake is smaller than a sea.  
 That tower is taller than a tree.

old – older  
 long – longer  
 big – bigger  
 wide – wider

Go to page 84

## 6 Answer the questions.



Which is taller?

The London Eye is taller.



Which is faster?



Which is longer?



Which is slower?



Which is bigger?  
 London Chişinău

Which is shorter?  
 the Bâc the Thames

## 7 Let's talk.

What is your favourite place in ...?

I like the ...

Why do you like it?

Because ...

## 8 Write as in the example.

1. Chişinău is old. London is *older*.
2. Chişinău is big. London is \_\_\_\_\_.
3. The streets in Chişinău are wide. The streets in London are \_\_\_\_\_.
4. The River Thames is short. The River Bâc is \_\_\_\_\_.
5. Spring in London is warm. Spring in Chişinău is \_\_\_\_\_.

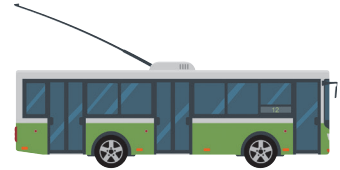
## 1 Let's learn.



bus



plane



trolleybus



car



train



bike



I like travelling by train.

## 2 Ask and answer.

Do you like travelling by bus?

Yes, I do.

No, I don't.



## 3 Listen. Raise your hand when you hear the name of a means of transport. Name it.

## 4 Read and answer the questions.

**Tina:** How do you get to school, Hannah?

**Hannah:** By school bus. But when I am late I go by taxi.

**Tina:** Do you sometimes go by double decker?

**Hannah:** Yes, but not to school. Last Sunday we went to the London Eye by double decker.

**Tina:** It's a pity we don't have double deckers in Chişinău. I usually go by trolleybus.

1. Where does Hannah go by school bus?
2. Where did she go by double decker?
3. How does she go to school when she is late?



# I like travelling by train

## 5 Let's talk.

How do you get to school?

I usually get to school by ...

I walk to school.

ou /ʌ/  
country  
double


## 6 Read and learn the traffic rules.

The red light says **Stop!**

The yellow says **Wait!**

The green says **Go!**

And when you go,  
First look to the left,  
Then look to the right.



## 7 What's your favourite means of transport? Why?

Use the words **cool easy fast fun**

I like travelling by car. It's cool.

## 8 Find the words. Write them.



a	b	t	c	s	d	e	p	l	f
g	h	r	i	l	j	k	l	o	l
s	k	a	t	e	b	o	a	r	d
m	n	i	o	d	p	r	n	r	s
v	a	n	t	g	u	v	e	y	w
x	b	i	k	e	y	z	a	b	c

## 9 Can you draw your favourite means of transport?

**1 Can you describe an autumn day?**

- Choose the right words and describe the picture.



**2 Can you choose the right variant?**

1. There are a lot of child / children at the festival.
2. There is a child / children in the park.
3. These woman / women are beautiful.
4. That man / men is my father.
5. These two shelf / shelves are for my books.
6. Autumn leaf / leaves are falling.

**3 Can you compare a village and a town?**

Houses are _____ in a village.	<input type="radio"/>	bigger / smaller
Streets are _____ in a city.	<input type="radio"/>	longer / shorter
Monuments are _____ in a town.	<input type="radio"/>	taller / shorter
Cars are _____ in a village.	<input type="radio"/>	slower / faster
Gardens are _____ in a village.	<input type="radio"/>	bigger / smaller
Parks are _____ a town.	<input type="radio"/>	bigger / smaller

**4 Can you guess the name of the city?**

- Read and say what city it is.

It is a big city. There is a monument in the centre.  
 The National Museum of History is in the centre too.  
 There is a theatre for children. Its name is Licurici.

**5 Can you correct the sentences?**

A taxi is slower than a man.  
 A bus is smaller than a bike.  
 A kite is faster than a plane.

A van is longer than a train.  
 A house is taller than a tower.







**6 Can you recognize these places in London? Read and match.**

1. You can see a lot of great things from it.
2. It is really cool to sit near it in spring.
3. It's one of the biggest clocks in the world.
4. Children like to go and see their favourite animals there.


- A. Peter Pan Statue
- B. London Zoo
- C. London Eye
- D. Big Ben

**Time for self-assessment**

<p>1. I can describe an autumn day.</p>	<p>It's _____. It's _____. The leaves are _____, _____ and _____.</p>	
<p>2. I can read the map and answer the questions.</p>	<p>Is there a church on Green Street?              Is there a hospital on White Street?              Are there blocks of flats on Green Street?              Is there a school on White Street?              Is there a zoo on Green Street?</p> 	



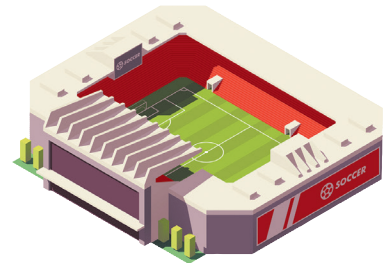
<p>3. I can write how old my family members are.</p>	<p>My mother is _____.</p> <p>My father is _____.</p> <p>My grandpa is _____.</p> <p>My grandma is _____.</p>	
<p>4. I can describe my native place.</p>	<div style="text-align: center;">     </div> <p>I live in _____. It is _____ and _____. There is a _____. There are _____ in my _____.</p>	
<p>5. I can follow the traffic rules.</p>	<ol style="list-style-type: none"> <li>1. What do you do when the light is <b>red</b>? I _____.</li> <li>2. What do you do when the light is <b>yellow</b>? I _____.</li> <li>3. What do you do when the light is <b>green</b>? I _____.</li> </ol> <div style="text-align: center;">  </div>	

Well done!



## My Neighbourhood

1. On a sheet of paper, draw the streets of your neighbourhood. Write their names.
2. Draw or find the symbols of houses and public places you have in your neighbourhood.
3. Cut out the symbols.
4. Stick the symbols where they belong.
5. Display your map in class.





## 1 Let's learn.



ski



skate



snowman  
snowflake



snow sledge

## 2 Look, read and match.

1. It is snowing.
2. A boy is skating.
3. Snowflakes are falling on the houses.
4. Boys and girls are making a snowman.
5. A girl is skiing.
6. Men, women and children are sledding.

## 3 Look, ask and answer.

Is the boy skating?

Is the girl skating?

Are the children sledding?

Are boys and girls having fun?

## 4 Read and answer Robbie's question.



Why do you like winter?



It's cool to sledge really fast.



I like the snow.  
I like to play in the snow.

It's great to ski and skate in winter.



We usually make snowmen.



It's Christmas time.



# Winter is fun


## 5 Let's talk.

Do you like winter?

Yes. It's really cool to ...

## 6 Let's make a Christmas card.

1. Draw a Christmas tree.
2. Colour the tree green.
3. Cut out the tree.
4. Decorate it.
5. Write **Merry Christmas** on the card.



## 7 Look, choose and write.



1. It's  / .
2. It's  / .
3. The  /  are sledding.
4. They are  / .

## 8 Choose the correct form and write the sentences.

It is Saturday morning. The Gregs are at home.

Father \_\_\_\_\_ a book. (reads / is reading)

Mother \_\_\_\_\_ a picture. (draws / is drawing)

Dan \_\_\_\_\_ his parrot. (feeds / is feeding)

Tina \_\_\_\_\_ a letter to her friend Hannah. (is writing / are writing)

Grandma and grandpa \_\_\_\_\_ chess. (is playing / are playing)

## Rhyme Time

It's winter, it's winter,  
Let us skate and ski.

It's winter, it's winter,  
It's great fun for me.

The snow is falling.  
The wind is blowing.

The ground is white  
All day and all night.

## 1 Let's learn.



scarf



gloves



hat



boots



coat

These are my **gloves**.

I like my **gloves**.

My **scarf** is long.  
It keeps me warm.

My **boots** are warm too.

My **coat** is warm.

My **hat** keeps my head warm.

## 2 Say what winter clothes you usually wear.

## 3 Read and say what clothes the snowman is wearing.

**Dan:** Look, our snowman is cold and sad. I am sorry for him.

**Tina:** Let's dress him. Here is my scarf.

**Mother:** It's short. Take my scarf, it's longer.

**Grandpa:** Here is my anorak. Put it on him. Oh, it's too small.

**Father:** My anorak is bigger. I'll give him my hat too.

**Grandma:** Take my hat. It's warmer.

**Dan:** I can give him my gloves. Now his hands will be warm too.

**Tina:** Wow, now he is warm and happy.

**Grandma:** Let's have a picture together.

igh /aɪ/  
high  
night  
bright  
right

## 4 Look and say what the Gregs are wearing.

Dan is wearing a ...

Tina is wearing a ...

Mother is wearing a ...

Father is wearing a ...

Grandma is wearing a ...


Grandpa is wearing a ...



## A winter day

### 5 Look at the Gregs and compare them.

1. Grandpa is older than ...
2. Father is taller than ...
3. Dan is younger than ...
4. Grandma is shorter than ...
5. The snowman is bigger than ...

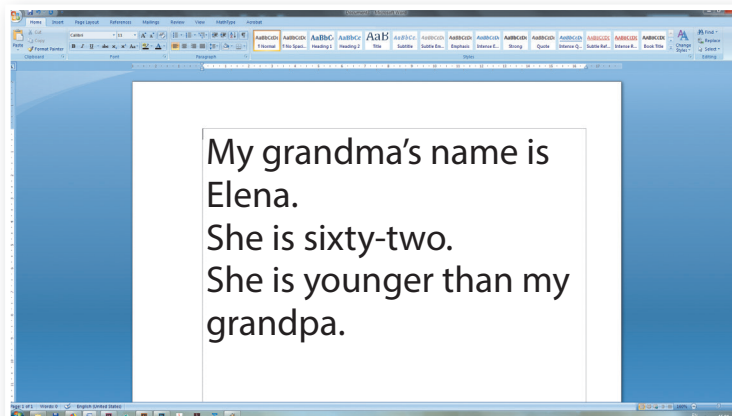


### 6 Draw the Gregs' family tree. Listen and write the missing information.

### 7 Compare the members of your family.

Mother	↔	younger than
Father	↔	older than
Sister	↔	shorter than
Brother	↔	taller than
Grandpa		
Grandma		

### 8 Write about one member of your family.



## 1 Let's learn.



The Gregs **were** busy on Saturday morning.  
 Mother **was** at the gym.  
 Tina **was** at the library.  
 Father and Dan **were** at the market.  
 Grandma and Grandpa **were** at the stadium.

ear    ea  
 /ɪə/  
 ear    idea  
 dear    really  
 near    theatre

## 2 Look, listen and answer.

**Was** mother at the gym?

Yes, she was.

**Was** Dan at the library?

No, he wasn't. He was at the market.

**Were** Grandma and Grandpa at the stadium?


Yes, they were.

**Were** the Gregs busy on Sunday morning?


No, they weren't.

**wasn't = was not**  
**weren't = were not**


## 3 Look and read.



At six o'clock Tina was very worried. Dan wasn't in his room.




He wasn't in the living room.



He wasn't in the kitchen.



He wasn't in the bathroom.



He wasn't in the bedroom.



Mom, I can't find Dan.

Don't worry, dear. He is at the circus.



## They were busy yesterday

### 4 Disagree with the following.

1. Dan was at home at six o'clock.
2. Tina was at the circus.
3. Tina wasn't worried.
4. Mother was in the bedroom.
5. Dan was at the museum.
6. Dan wasn't at the circus.

Yes, he was.

No, he wasn't.

Yes, she was.

No, she wasn't.

### 5 Look and say where they were last week.

Alex was in the park last Monday.  
Dan and Alex were at the cinema last Tuesday.

	Monday	Tuesday	Wednesday	Thursday	Friday
Dan		cinema		zoo	
Alex	park	cinema			zoo
Sofia			theatre	circus	library
Nick		museum		circus	
Kate	stadium		theatre		market

### 6 Look again. Ask and answer.

Was Kate at the theatre last Wednesday?  
Yes, she was.

Were Nick and Sofia at the museum last Thursday?

No, they weren't. They were at the circus.

### 7 Let's talk.

Were you at the ... last ...?

Yes, I was.

No, I wasn't.

### 8 Use the information from the chart in Exercise 5. Write three sentences.

Sofia was at the theatre on Wednesday.  
Alex wasn't at the theatre last week.  
Sofia and Nick were at the circus last Thursday.

## 1 Let's learn.

help



water the plants



clean the window



hoover the carpet

## 2 Match and make up sentences.

Help	↪	the carpet
Wash	↪	the plants
Clean	↪	mother and father
Hoover	↪	the floor
Water	↪	the window

I help mother and father.

oo /u:/  
hoover  
school  
cool  
room  
too



## 3 Listen and repeat.

/d/	/t/	/id/
play <b>ed</b>	walk <b>ed</b>	visit <b>ed</b>
listen <b>ed</b>	wash <b>ed</b>	paint <b>ed</b>
clean <b>ed</b>	help <b>ed</b>	want <b>ed</b>

clean – clean**ed**  
hoover – hoover**ed**  
help – help**ed**  
water – water**ed**  
wash – wash**ed**  
visit – visit**ed**

## 4 Read and role play.



**Sofia:** Hello, how are you? How was your vacation?

**Alex:** It was great. I was in Cahul with my family.

**Sofia:** Really?

**Alex:** Yes, we visited friends and walked around the town.

**Sofia:** Sounds great!

## Cleaning day

### 5 Let's talk.



### 6 Read. Can you correct the information in the chart?

It was Friday afternoon. It was cleaning day.  
Mother and Tina were in the kitchen.  
Mother cleaned the windows.  
Tina helped her.  
She also washed the floor.  
Father was in the living room.  
He hoovered the carpet.  
Dan was in his room.  
He watered the plants.  
Then he helped Father wash the car.

Mother	watered the plants
Father	cleaned the windows
Tina	helped Dan
Dan	hoovered the carpet



### 7 Listen and choose the right sentence.

- a. We usually play football on Thursday.
- b. We played football last Thursday.

- a. I clean my room every Saturday.
- b. I cleaned my room last Saturday.

- a. She waters the plants every week.
- b. She watered the plants last week.

### 8 Write how you helped your mother and father on cleaning day.



## 1 Let's learn.

Did you have fun yesterday?

Yes, I did. I skated with my brother.

No, we didn't. We didn't skate yesterday. We cleaned our room.



didn't = did not



## 2 Look, listen and answer.

1

Did you walk your dog yesterday?



Yes, I did.

2

Did you play tennis?



No, I didn't. I played football.



3




4



5



6



7

3

## Read Dan's diary. Answer the questions.



1. Did Dan help his father?
2. Did he like it?
3. Did Dan wash his dog?
4. Did the dog like it?
5. Did they play tennis in the morning?

wa /ɔ:/  
water wall  
walk warm

## Did you have fun yesterday?

### 4 Disagree with the following.

I visited London last week.

You didn't visit London last week.

I walked on the Mars.

I played football for Zimbru.

I cleaned the classroom yesterday.

I talked with the president of the USA.

I watered the plants in the Queen's garden.

I helped the Queen of England.



### 5 Listen and choose the correct answers.

What did you do yesterday?

I helped my mom.

I played football.

I cleaned the classroom.

I washed my hands.

I played the piano.

I helped my dad.

I washed my dog.

I cleaned my room.



### 6 Let's sing.

What did you do yesterday?

I helped my mom yesterday.

I had a great time. I had a great time.

That's what I did yesterday.

What did you do yesterday?

I washed my dog yesterday.

I played the piano yesterday.

I cleaned my classroom yesterday.

I had a great time. I had a great time.

That's what I did yesterday.

### 7 What did you do yesterday? Write three sentences.

▶ Go to page 86

## 1 Let's learn.



## 2 Ask and answer.

Do you like grapes?


Yes, I do.

Do you like strawberries?

No, I don't.

### Shopping list

Grapes



Pears



Peaches



Strawberries



Water-melon



## 3 Read and act.



Let's **go shopping**.

How about tomorrow?

How about you, Dan?

Sorry, I can't. I have a piano lesson today.



All right.  
That's a good idea.

Sure. Tomorrow is fine.



## 4 Let's talk.

**A.** Let's go to the ....  
That's a good idea.  
Fine.

**B.** Let's go to the ....  
Sorry, I can't.  
How about tomorrow?  
Tomorrow is fine.

# Shopping day



5 Say **STOP** when you hear the name of a fruit.



6 Listen again, follow, and answer the questions.



Where are Tina, Dan and their mother?  
 What fruits do they want to buy?  
 How many pears do they want?

7 Look, choose and read.

1. It was / were a fine day yesterday.
2. Tina and Dan was / were at the shop yesterday.
3. Mother was / were with them.
4. They want / wanted to buy apples, pears and a bunch of grapes.

8 Choose the right word and complete the sentences.

you  
 four  
 20  
 Thank  
 help

Can I \_\_\_\_\_ you?  
 Yes. I want \_\_\_\_\_ oranges.  
 It's \_\_\_\_\_ lei.  
 Here you are. Thank \_\_\_\_\_.  
 \_\_\_\_\_ you.

## 1 Let's learn.



salad bowl



yogurt



peel



chop



mix



## 2 Learn how to make fruit salad. Listen and order the sentences.

1 Take an orange, an apple, a pear, and a banana.

This salad is delicious.

Chop the fruits and put them in a bowl.

Mix the fruits with yogurt.

Wash and peel them.

## 3 Let's read.



Wow! We have fruit salad!



Yes, Tina **made** it.



And Dan helped me.



How did you make the salad?



Dan washed the fruits and peeled them.



Tina chopped the fruits. Then she put them in a bowl and mixed the fruits with yogurt.



The salad is very tasty.



It's yummy!



It is delicious!



I'm glad you like it.


## Let's make fruit salad


### 4 Disagree.


1. Tina and Dan made vegetable salad.
2. Dan washed a carrot and three tomatoes.
3. Dan peeled the tomatoes.
4. Tina chopped the vegetables.
5. Tina mixed the fruits with nuts.


They didn't make vegetable salad. They made fruit salad.

### 5 Complete the dialogue.


 Does your mother \_\_\_\_\_ fruit salad?


 No, she doesn't. But she makes \_\_\_\_\_ salad.


 Does she \_\_\_\_\_ them?


 Yes, she peels and \_\_\_\_\_ them.

mix  
carrots  
peel  
chops  
make  
washes  
carrot

 Carrot salad? How does she make it?

 She takes three \_\_\_\_\_ and \_\_\_\_\_ them.

 Does she \_\_\_\_\_ the salad with yogurt?

 Yes, she does.


### 6 Let's talk.


Do you like vegetable salad?  
No, I don't. I like fruit salad.


Can you make fruit salad?  
No, I can't, but my sister can.


What fruits do you like?  
I like...

### 7 Listen and repeat.

At times I want a banana. 

Sometimes I want a pear. 

Somedays I want a peach. 

I'm feeling hungry. I want to eat them all! 

### 8 Let's sing.

At times I want an apple.  
Sometimes I want some grapes.  
Somedays I'm feeling hungry.  
And then I want to eat them all.  
Look! There is a banana!

Sometimes I want a banana.  
Sometimes I want a pear.  
Somedays I'm feeling hungry.  
And then I want to eat them all.  
Oh, I really like fruits!

 Go to page 87

## 1 Let's learn.



It's six o'clock in the morning.  
It's early.



get up



celebrate Mother's Day  
give a hug and a kiss



## 2 Listen and choose the right sentence.

- a. He celebrates Mother's Day.  
He celebrates Christmas.
- b. He gets up early.  
He goes to bed early.
- c. He gives father a hug and a kiss.  
He gives mother a hug and a kiss.

8 March – the eighth of March  
9 April – the ninth of April  
12 May – the twelfth of May

## 3 Let's read.

It was Mother's Day.



Father, Tina and Dan wanted to make something special for mother. They **got up** early.




Father made cheese sandwiches.



Tina made a chocolate cake.



Dan **made** a postcard.



Happy Mother's Day!

Thank you!



Everybody **gave** Mother a kiss and a hug. She was very happy.

# Mother's Day

## 4 Read again and answer the questions.

- Was it Christmas Day?
- Was it a spring day?
- Did Tina get up early?
- Did she make a pizza?
- Did Dan make a postcard?
- Did Dan give mother an apple and a banana?
- Was mother happy?

Silent d  
grandpa  
grandma  
grandparent  
sandwich  
Wednesday

## 5 Read and learn.



**Tina:** Do you celebrate Mother's Day in England, Hannah?

**Hannah:** Sure. We celebrate it in March or in April. It's the Sunday three weeks before Easter.

**Tina:** Really? In Moldova, we celebrate Mother's Day on 8 March.



## 6 Can you match the numbers?



the ninth      the third  
the twelfth    the first  
the second    the eighth  
the fifth

## 7 Say the dates, please.

1st January



It's the first of January.

3rd April



5th June



2nd February



6th July



8th August



12th December



9th October



## 8 Write what you do on Mother's Day.



## 1 Let's learn.



## 2 Match the words and find them in the menu.



## 3 What's there on the menu? Ask and answer.

Is there pizza on the menu? Yes, there is.  
 Is there banana juice on the menu? No, there isn't.

## 4 Read and act.

It's Sunday afternoon. The Gregs are in a snack bar.



# Lunch in a snack bar

5 Read again, match and say.

Mother had a chicken sandwich and cheesecake. She didn't have a hamburger.

- Mother
- Father
- Dan
- Tina



6 Draw the food and drinks you like and don't like. Write four sentences.

1. I like \_\_\_\_\_.
2. I like \_\_\_\_\_.
3. I don't like \_\_\_\_\_.
4. I don't like \_\_\_\_\_.

ck /k/  
snack  
back  
backpack  
black  
chicken  
pick  
thick

7 Let's talk.

Do you like ...?

No, I don't.

Yes, I do. I like ... a lot. And you?

8 Choose and write the correct word.

1. Yesterday we _____ lunch in a snack bar.	made	had
2. I _____ the chocolate cake.	liked	
3. Father _____ some apple juice.	helped	
4. Last Saturday, Tina _____ at eight o'clock.	had	got up
5. She _____ a tasty fruit salad.		
6. Her mother _____ her.		

### 1 Can you compare Snowman A to Snowman B?



A



B

Snowman A is bigger / smaller than Snowman B.

Snowman A is wearing a long / short scarf.

Snowman B's scarf is longer / shorter.

Snowman B / Snowman A is wearing a hat.

### 2 Look at the pictures again. Choose a boy or a girl and say what he / she is wearing.

### 3 Can you choose the correct answer?

- Children \_\_\_\_\_ milk now.
  - drink
  - are drinking
  - drinks
- Look. My younger brother \_\_\_\_\_ his bike.
  - rides
  - ride
  - is riding
- Tina and Kate \_\_\_\_\_ badminton now.
  - are playing
  - is playing
  - plays
- Tim and Nick \_\_\_\_\_ English now.
  - am speaking
  - are speaking
  - is speaking

### 4 Can you disagree with the following?


Tina had a hamburger / pizza.

Tim had a cake / sandwich.

Ann had a cheesecake / hamburger.

They were at school / snack bar.

They had fruit salad / snacks.





**5 Listen and write the dates.**

School starts on the first of September.

We celebrate Mother's Day on the eighth of March.

We celebrate Christmas on the seventh of January.

My birthday is on the sixth of August.



**6 Can you choose a snowman and describe it?**

1. What is your snowman's name?
2. What colour is your snowman's hat?
3. What colour is your snowman's coat?
4. Is his scarf long?
5. Is his mouth small?
6. What colour is his nose?
7. Is he wearing gloves?
8. Is your snowman sad?



**7 Can you choose the right answers to the following questions?**

Was it Monday yesterday?

Yes, I was.

No, I wasn't.

Did you have fun yesterday?

Yes, it was.

No, it wasn't.

Did you go to school yesterday?

Yes, she did.

Did your mother make fruit salad last week?

No, she didn't.

Did your father go shopping last Saturday?

Yes, he did.






Were you busy last Sunday?


No, he didn't.

Were you happy yesterday?

Yes, I did.


No, I didn't.

<p>1. I can talk about my mother and father.</p>	<p>What is her / his name? How old is she / he? Who is taller / shorter / younger / older / stronger?</p>	
<p>2. I can order the letters to make words.</p>		
<p>3. I can write about what I did yesterday.</p>	<p style="text-align: center;">play have wash</p> <p>I _____ breakfast. I _____ my hands. I _____ with my friends.</p>	
<p>4. I can answer questions</p>	<p>Did you have breakfast yesterday? _____</p> <p>Did you go to school last Saturday? _____</p> <p>Were you happy yesterday? _____</p>	



## Mother's Day

1. Choose a picture of your mother.
2. Stick it on a sheet of paper.
3. Cut out letters to form the words *My Mother*. Stick the letters on the paper.
4. Draw flowers on coloured paper. Cut the flowers out and stick them on the paper.
5. Draw the things your mother likes. Cut them out and stick them on the paper.
6. Write why you love your mother.
7. Display your collage in class.



## 1 Let's learn.



The classroom is **large**.  
The **walls** are white and **grey**.  
There is a **board**.  
We **keep** our **things** in **cabinets**.  
We keep the desks **neat**.



## 2 Look at the picture. Listen and agree or disagree.

1. The classroom is small.
2. The walls are white.
3. There is a picture on the wall.
4. There are a lot of desks and chairs.
5. There are a lot of pupils in the classroom.

## 3 Read and find three differences.



My classroom is large. There are bright pictures on the walls. There is a new whiteboard. There are fourteen desks. The desks are full of books, exercise books, pens and pencils. We usually keep our desks neat.

Our classroom is large too. There are desks, chairs, and cabinets in the classroom. My cabinet is green. I keep it neat. There is a bookcase full of books. We can take the books home to read.




## 4 Choose the correct answers.

1. Tina's classroom is \_\_\_\_\_.  
a. small      b. large
2. There are \_\_\_\_\_ on the wall.  
a. pictures      b. shelves
3. They keep their \_\_\_\_\_ neat.  
a. chairs      b. desks
4. Dan's cabinet is \_\_\_\_\_.  
a. green      b. blue
5. There is a \_\_\_\_\_ full of books.  
a. shelf      b. bookcase
6. Dan can take \_\_\_\_\_ home.  
a. the books      b. the chairs

# My classroom

5 Read and match.



I like cleaning the board.



I like making projects.



I like watering the plants.



I like drawing on my Tablet.



I like reading.



I like writing the date on the board.

I like reading.  
Do you like reading?  
Yes, I do / No, I don't.

6 Read again and say what they like doing.

Nick likes cleaning the board.

7 Interview three friends in class. Make notes.

Do you like drawing?

Do you like ...?

Names	drawing	running	singing
1. Mihai		+	-
2.			
3.			

Report your findings to the class.

Mihai likes running.  
He doesn't like singing.

8 Say what you like and don't like doing.

9 Write three sentences about your classroom.



## 1 Let's learn.

Look, there is a chess competition in April.



**To: All chess players  
of the school!** 

**There will be a chess competition  
for the primary school pupils  
next month, 10 April, 10 o'clock.**

**Practise every day and win!**




## 2 Can you answer the questions?

1. Is the competition for football players?
2. Is the competition in February?
3. Will the competition start at 11 o'clock?
4. Will the chess players practise every day?



## 3 Listen and make a list of sport games.



## 4 Order positive and negative adjectives.



cool



fun



boring



difficult



easy

## We like sport

### 5 Read and say why the children like sport.

**Teacher:** Do you like sport?

**Sofia:** Yes, it's fun.

**Nick:** I like football and tennis.

**Alex:** We often play different sport games after school. It's cool.

**Dan:** We have competitions and we like to win. Sometimes it's difficult.

**Sofia:** Sport is not easy, but it helps us be strong and healthy.

### 6 Let's talk.

Do you like sport?

Sure, I like it.

Why?

Because ...

### 7 Read and learn.

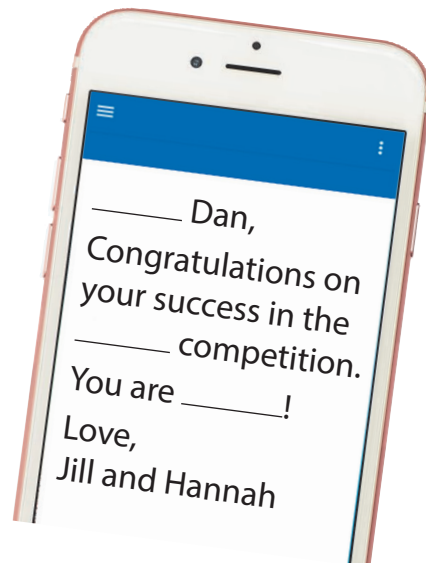


### 8 Write the missing words.

chess



cool

Dear



### 9 Write similar messages to Irina and Ion.

## 1 Let's learn.



## 2 Choose a domestic animal / bird and describe it. Use the words below.

strong

big

small

fat

yellow

brown

fast

slow

tall

## 3 Read and say if Tim and Ann like the animals on the farm.

Tim and Ann visited their grandparents in the village. This is what they say about their grandparents' farm.



Our grandpa and grandma live in the village. Yesterday we came to see them. We love to visit them. They have a little farm and we often help them. They have chickens and ducks, a cow, a pig and a horse. Every morning grandpa and grandma feed them.

Today we got up early. We went to see the animals. We like to play and talk to them. My favourite is Jezzy, the cow. It has big, kind eyes. My sister likes the horse. She is learning to ride it.



## 4 Read again. Agree or disagree.

1. The children came to the farm last week.
2. They usually help their grandparents.
3. The farm is big.
4. They have two horses.
5. Ann likes the horse.
6. Tim likes the horse too.

/dʒ/	g	/g/
giraffe		get
large		gave
orange		garden
village		great
vegetable		good

## On the animal farm

### 5 Read and guess the animals / bird.

Can you guess what I am?

I have two legs  
I give eggs.  
I cluck. I am a \_\_\_\_\_.

I have four legs.  
I live on the farm. I eat grass. I give milk.  
I am a \_\_\_\_\_.

I have four legs.  
I live on a farm. I am strong.  
You can ride me. I am a \_\_\_\_\_.

I have four legs.  
I am fat. I give meat.  
I oink. I am a \_\_\_\_\_.

### 6 Let's talk.

Do you like hens?

Yes, they give us eggs.



### 7 Do animals talk? Listen.

▶ Go to page 89

### 8 Listen again and match.

Woof, woof.

Quack, quack.

Baa, baa.

Oink, oink.

Cluck, cluck.

Neigh, neigh.

Buzz, buzz.

Moo, moo.

Miaow, miaow.



### 9 Describe your favourite domestic animal.

## 1 Let's learn.



I usually go to school by bus.  
Yesterday I **went** to school by car.



I usually come home at 2 o'clock.  
Yesterday I **came** home at 3 o'clock.

I usually see birds in the park. Yesterday I **saw** a rabbit there.




I usually sit on this chair. Yesterday I **sat** on that chair.



I make my bed in the morning. Yesterday I **made my bed** after school.



I do sums at school. Yesterday I **did** sums at home.



## 2 Order the words.

Usually

see

Yesterday

saw

see      sat      come      do  
made      did      sit      make      saw      came

## 3 Choose the correct variant.

1. We usually sit / sat at the window.
2. They make / made a cake yesterday.
3. I do / did sums every day.
4. Grandparents come / came yesterday.
5. We see / saw a wolf at the zoo yesterday.

## 4 Choose the correct word. Write the sentences.

He \_\_\_\_\_ his bed in the morning.

They \_\_\_\_\_ to school by bus.

I \_\_\_\_\_ Kate in the library.

came

saw

made

5 Let's read.

*The Selfish Giant* (after Oscar Wilde)

Part One

Once there was a Giant. He was very **selfish**. He had a beautiful garden. One day he **went away**. Children played in his garden. They liked it.



After seven years, the Giant **came back**. He saw the children in his garden. He didn't like it. He made a high wall round the garden. The children didn't play in the Giant's garden any more. They were very unhappy.

The spring came. Then the summer came. But in the garden of the selfish Giant it was still winter. The Giant sat at the window and looked at his cold white garden.



• Do you like the Giant?



6 Listen. Agree or disagree.

7 Choose a picture and describe it. Use the following.

It is ...

There is a ...

There are ...

The children ...

The giant ...

8 Answer the questions.

Did the Giant like children?

Yes, he did.

Did he make a high wall?

Did the Giant come back?

No, he didn't.

Did the Giant sit in the garden?

## 1 Let's learn.

What **did** the Giant **have**?

He **had** a garden.



Where **did** the children **play**?

They **played** in the Giant's garden.



When **did** the Giant **come** home?

He **came** home after seven years.



Why **did** the Giant **make** a high wall?

He **made** a wall because he was selfish.



## 2 Let's read.

*The Selfish Giant* (after Oscar Wilde)

## Part Two

One morning the Giant **looked out** and saw children in the garden. They were happy and had fun. The trees were green. There were flowers everywhere. The birds **began** to sing and the spring came into the garden.



The Giant was glad to see the children in his garden. He didn't want to be selfish. So he **destroyed** the wall. The next day, the children came again and played with the Giant in his beautiful garden.

- Do you like the Giant now?

## We like tales

### 3 Disagree with the following.

1. The Giant made a door / a wall.
2. He saw chickens in his garden / children.
3. The birds began to talk / sing.
4. He destroyed the house / the wall.
5. The children played with the teacher / the Giant.

He didn't make a door.  
He made a wall.

### 4 Complete the questions and answer them.

Why

\_\_\_\_\_ did the Giant destroy the wall?

\_\_\_\_\_ did the Giant play with the children?

Where

\_\_\_\_\_ did the birds begin to sing?

\_\_\_\_\_ did the children come next day?

When

\_\_\_\_\_ did the spring come to the Giant's garden?

### 5 Interview two friends. Ask the questions.

Do you like reading?

...

Do you like reading tales?

...

What tales do you know?

...

What is your favourite tale?

...

- Report your findings to the class.

### 6 Can you answer the questions?

1. What did you have for breakfast?
2. When did you come to school yesterday?
3. Where did you play yesterday?
4. Why did you come to school?
5. When did you make your bed?

### 7 Complete the answers.

Did you go to school yesterday? Yes, \_\_\_\_\_.

Did your mother clean the house? No, \_\_\_\_\_.

Did your father wash his car? Yes, \_\_\_\_\_.

Did your friends play chess? No, \_\_\_\_\_.



## 1 Let's learn.

- We can **play outdoors**.
- We can **go to the seaside**.
- We can **sunbathe on the beach**.
- We can **swim in the lake**.
- We can **travel to other countries**.



## 2 Listen and say why the children like summer.

## 3 Let's talk.

Do you like summer? Sure. It's my favourite season.

Why do you like it? I ...

## 4 Look and say what the children like or don't like doing in summer.

	Alex		Sofia		Dan		Nick	
swimming	✓			✓	✓			
travelling	✓		✓		✓		✓	
sunbathing		✓	✓			✓	✓	
riding a bike	✓				✓			✓

## 5 What do you like and don't like doing in summer? Write four sentences.

## Why do you like summer?

### 6 Let's read. What do you think Betty said on Sunday?

My younger sister Betty likes school, but she likes vacation too. When vacation came, she asked mother and father:




Please, take me somewhere every day of the vacation.



On **Monday**, they **took** Betty to the zoo. She saw all the animals there.



On **Tuesday**, my mother, Betty and I went to a lake. It was sunny and warm. We played and swam in the lake. We had a great time. We came home late.



On **Wednesday**, mother took us to the sea. The day was beautiful. We sunbathed on the beach and swam in the sea.




On **Thursday**, father took Betty to the park. She played ball and **rode** her bike.



On **Friday**, we all went to the theatre. We saw **The Selfish Giant** there.



On **Saturday**, we went to the circus. Betty liked the clowns a lot.



On **Sunday**, Betty woke up late and said ...

### 7 Say where Betty was.

On Monday, she was at the zoo.

On Tuesday, she was ...

### 8 Can you answer the questions?

1. Where did Betty go on Wednesday?
2. What did she see at the theatre?
3. When did she go to the park?
4. Why did she like the clowns?
5. Where did she have a great time?
6. Why did Betty wake up late on Sunday?

### 1 Let's learn.

I am going to fish.  
 She is going to ride her skateboard.  
 They are going to stay with their grandparents.  
 We are going to hike.  
 They are going to travel by plane.



### 2 Look and say.



### 3 Say what the children are going to do in the summer.

**Dan:** I am going to visit my grandparents in June.  
**Tina:** I am going to help my grandparents in the village.  
**Sofia:** We are going to the seaside in July.  
**Kate:** We are going to travel around Moldova in summer.  
**Tim:** My friends and I are going to hike this summer.  
**Alex:** I am going to a summer camp in August.

### 4 Draw the chart in your exercise book and complete it.

Name	Dan	Tina	Sofia	Kate	Tim	Alex
Activity	Visit his grandparents					
When	June					

## Plans for the summer

### 5 Read and say where Hannah lives now.

Dear Tina,  
How are you? I have great news. School is over!!! Vacation is here!!!  
Tina, can you come and stay with us in July?  
We can have a lot of fun together!  
We can go to see Buckingham Palace where our queen lives. We can have a fantastic view of the city from the London Eye. And we can go around the city by double decker. Please, accept our invitation.  
Write soon.







Love,  
Hannah



### 6 Read. Agree or disagree.

1. Hannah invites Tina to come to London.
2. They can see the monument to Stefan cel Mare in London.
3. Tina and Hannah can have great fun together.
4. There are double deckers in Chişinău.
5. Hannah lives in Buckingham Palace.

### 7 Substitute words for pictures and read the letter.

Dear  and   
School is over. We'll be very happy to visit you.  
We are going to come by . We are going to swim  
and fish in the . We'll be happy to feed the  and to  
water  in the garden. In July, I am going to visit Hannah and  
Dan is going to a summer camp.

Yours,  



**1 Can you describe your classroom? Choose the right variant.**

1. There is / There are a board in my classroom.
2. There is / There are desks and chairs.
3. There is / There are three windows.
4. There is / There are a bookcase in the classroom.
5. There is / There are pictures on the walls.

**2 Can you write what the children like (+) and don't like (-) doing?**

	reading	going to the theatre	riding a horse	playing chess	writing SMS
Mike	+	-	+		-
Betty	-	+	-	+	
Eveline		-	+	-	+

**3 Can you write in the correct words?**

Last Saturday we \_\_\_\_\_ early.

We \_\_\_\_\_ sandwiches and \_\_\_\_\_ breakfast.

Then we \_\_\_\_\_ to the zoo.

We \_\_\_\_\_ the animals and birds there.

The parrots \_\_\_\_\_ very noisy.

There was an old monkey. It \_\_\_\_\_ sad.

went

made

was

were

had

got up

liked

**4 Can you choose the correct answer?**

1. The Giant came back after \_\_\_\_\_ years.
  - a. three
  - b. five
  - c. seven
2. The Giant had a big \_\_\_\_\_.
  - a. garden
  - b. lake
  - c. forest
3. Children liked to \_\_\_\_\_ in his garden.
  - a. sleep
  - b. play
  - c. read
4. In the garden, the Giant saw \_\_\_\_\_.
  - a. men
  - b. children
  - c. women
5. The Giant was \_\_\_\_\_.
  - a. good
  - b. kind
  - c. selfish

5 Can you choose the right word to ask the questions?

Why

Where

When

What

1. \_\_\_\_\_ did you have for breakfast?
2. \_\_\_\_\_ did you go to bed yesterday?
3. \_\_\_\_\_ did you go yesterday?
4. \_\_\_\_\_ do you like summer?
5. \_\_\_\_\_ did you make your bed?

- Can you answer the questions?

6 Can you say what Kate did last week?

Monday

play




Tuesday

go



Wednesday

make



Friday

clean



Saturday

visit









7 Can you describe the picture?




8 Can you talk about your summer plans?

- Say what you are going to do in the summer.

<p>1. I can describe my classroom.</p>	<p>My classroom is _____. The walls are _____. There is a _____. There are _____.</p>	
<p>2. I can say what I like and what I don't like.</p>	<p>I like _____.</p> <p>I don't like _____.</p>	
<p>3. I can write the names of animals and birds.</p>		
<p>4. I can answer questions about past events.</p>	<p>What did you have for breakfast? _____</p> <p>When did you get up yesterday? _____</p> <p>Where did you go after school? _____</p>	
<p>5. I can say what I did last week.</p>	<p>played...    made... visited...    cleaned... went...</p>	

Well done!




































## My Favourite Sport

1. Choose pictures of your favourite sport and sportsmen.
2. Cut out the pictures.
3. Stick the pictures on a sheet of paper.
4. Write the names of the sportsmen.
5. Find information about each sportsman. Write it.
6. Find pictures of different items used in this sport.
7. Stick them.
8. Display your collage in class.





## My self-assessment sheet

I can greet and respond to greetings.	Hello, how are you? _____	  
I can agree and disagree.	You are a pupil. _____ You have five sisters. _____	  
I can ask about the time and I can tell the time.	Excuse me, _____? It's _____.	  
I can say how I feel.	It's your birthday today. How do you feel? _____	  
I can describe people.	My mother /father / sister / brother / friend is _____ _____	  
I can speak about the weather.	It's _____ in spring. It's _____ in winter.	  
I can describe places.	Chişinău is _____. There are _____.	  
I can compare people and things.	My father is _____ than my mother. London is _____ than Chişinău.	  
I can talk about past events.	Yesterday I _____ _____.	  
I can talk about likes and dislikes.	I like _____ badminton. I don't like _____ by bus.	  
I can congratulate people.	It's Christmas. Merry _____! It's your friend's birthday. _____!	  

## Lesson One

### 1. Listen and read.

**Dan:** Hello, Alex. Glad to see you.

**Alex:** Hi, Dan. Glad to see you too.

**Nick:** Hello, Sofia. How are you?

**Sofia:** Hello, Nick. I am fine, thank you. And you?

**Nick:** Fine, thanks.

**Tina:** These are Ann and Tim. They are my classmates.

**Mama:** Hello. Nice to meet you.

**Ann and Tim:** Nice to meet you too.

### 3. Listen and follow.

Hello. I am Dan. I live in Moldova.

I am nine. I am a pupil. I have a mother, a father and a sister.

I don't have a brother. I like sports. I play football.

### 7. Let's sing the ABC.

ABCDEFGH

IJKLMNOP

QRS

TUV

WXY and Z

Now I know my ABCs

Next time won't you sing with me.

[https://www.youtube.com/watch?v5Y88p4V\\_BCEU](https://www.youtube.com/watch?v5Y88p4V_BCEU)

## Lesson Two

### 2. Listen, do and say.

Point to your head.

Point to your eyes.

Point to your ears.

Point to your nose.

Point to your mouth.

Point to your teeth.

### 3. Let's sing.

Head, shoulders, knees and toes, knees and toes.

Head, shoulders, knees and toes, knees and toes.

And eyes and ears and mouth and nose.

Head, shoulders, knees and toes, knees and toes.

<https://www.youtube.com/watch?v5FkL8j0wIRf8>

## Lesson Three

### 2. Let's sing.

This is the way we wash our face, wash our face, wash our face.

This is the way we wash our face early in the morning.

Wash, wash, wash, wash.

Wash, wash, wash.

This is the way we comb our hair, comb our hair, comb our hair.

This is the way we comb our hair early in the morning.

Comb, comb, comb, comb.

Comb, comb, comb.

This is the way we brush our teeth, brush our teeth, brush our teeth.

This is the way we brush our teeth early in the morning.

Brush, brush, brush, brush.

Brush, brush, brush.

[https://www.youtube.com/watch?vṣ4XLQpRI\\_wOQ](https://www.youtube.com/watch?vṣ4XLQpRI_wOQ)

### 4. Listen and read.

**Blue Fairy:** I comb my hair every day.

Do you comb your hair every day?

**Pinocchio:** No, I don't.

**Blue Fairy:** Do you wash your face every day?

**Pinocchio:** No, I don't.

**Blue Fairy:** Do you brush your teeth every day?

**Pinocchio:** No, I don't.

**Blue Fairy:** What do you do every day?

**Pinocchio:** I run, jump and play every day.

## Lesson Four

### 3. Let's sing.

This is the way we get dressed, get dressed, get dressed.

This is the way we get dressed early in the morning.

This is the way we go to school, go to school, go to school.

This is the way we go to school early in the morning.

[https://www.youtube.com/watch?vṣ4XLQpRI\\_wOQ](https://www.youtube.com/watch?vṣ4XLQpRI_wOQ)

## Lesson Five

### 4. Look, listen and repeat.

What time is it?

It's one o'clock.

It's five o'clock.

It's eight o'clock.

It's eleven o'clock.

### Let's sing

What time is it?

It's 1 o'clock,

2 o'clock, 3 o'clock,

4 o'clock, 5 o'clock,

6 o'clock, 7 o'clock.

It's 8 o'clock,

9 o'clock,

10 o'clock,

11 o'clock.

It's 12 o'clock.

<https://www.youtube.com/watch?v§1eGkW3JnthI>

## Unit 2

## Lesson One

### 8. Let's sing.

Autumn leaves are changing colors, changing colors, changing colors.

Autumn leaves are changing colors all over town.

Autumn leaves are changing colors, changing colors, changing colors.

Autumn leaves are changing colors all over town.

Autumn leaves are falling down, falling down, falling down.

Autumn leaves are falling down, down to the ground.

Autumn leaves are falling down, falling down, falling down.

Autumn leaves are falling down, down to the ground.

Autumn leaves, autumn leaves, autumn leaves, autumn leaves,

Autumn leaves, autumn leaves, are on the ground, are on the ground.

<https://www.youtube.com/watch?v§tPm7JTGIHcA>

## Lesson Three

### 3. Look and listen. Say **Yes** or **No**.

1. There are two blocks of flats near the church.

2. There is a library near the hospital.

3. There is a stadium in the town.

4. There are two cars in the street.

5. There are no dogs in the street.

6. There is a church near the stadium.

7. There is a hospital near the stadium.

## Lesson Four

### 6. Listen and complete.

My name is Kate Harrison.  
I am eight. I live in Leeds,  
England. My address is sixty-  
seven Queen Street. My phone  
number is one-six-oh-three-six-  
five-four-nine-seven-three.

My name is Ionel Crețu. I am  
nine. I live in Bălți, Moldova.  
My address is fifty-two Bulgară  
Street. My phone number is  
six-nine-one-two-three-five-  
four-eight.

## Lesson Five

### 3. Listen and answer the questions.

I am Kate. I live in a village. I like it. It  
is green. There is a beautiful park in  
the centre. I usually meet my friends  
there. We play tennis there.

My name is Andrew. I live in a small  
town near the river Nistru.  
I like to swim. It makes me strong. I  
usually go to the river with my family.

My name is Luca. I live in a city. It is  
big. The streets are long. The houses  
are beautiful. The people are friendly.  
There is a zoo in my city.

## Lesson Six

### 2. Listen and point.

1. My name is Peter. I live in London. It stands on the river Thames. It is a really, really big city. There are a lot of great things to see. I like the London Eye. It's really cool.
2. I am Betty and I really like to go to the London Zoo. There are a lot of animals there. My favourite is the giraffe.
3. My name is Laura. I like Kensington Gardens in spring. It is really cool to sit near Peter Pan Statue. The animals on it are adorable.

### 5. Let's sing.

The Thames is shorter than the Seine.  
London Bridge is longer than a plane.  
The London Eye is taller than Big Ben.  
And London is bigger than Berlin.  
She's travelling around London town

On the tube, on a bus.  
A black taxi is faster than a man.  
A red bus is slower than a van.  
This lake is smaller than a sea.  
That tower is taller than a tree.

<https://www.youtube.com/watch?vş8jkU-s5BM0c>

## Lesson Seven

### 3. Listen. Raise your hand when you hear the name of a means of transport. Name it.

1. I go to school by bus.
2. I go to school by trolley bus.
3. I walk to school.
4. I go to school by bike.
5. I go to school by car.

## Unit 3

## Lesson Two

### 6. Listen and write the missing information.

Here are the Gregs.

Grandma's name is Maria. She is sixty-seven.

Grandpa's name is Teo. He is seventy.

Mother's name is Emily. She is forty.

Father's name is Martin. He is forty-five.

Tina and Dan are sister and brother. Tina is thirteen.

Dan is nine.

## Lesson Three

### 2. Look, listen and answer.

1. Was mother at the gym?
2. Was Dan at the library?
3. Were Grandma and Grandpa at the stadium?
4. Were the Gregs busy on Sunday morning?

## Lesson Four

### 3. Listen and repeat.

See page 46 Pupil's Book

### 7. Listen and choose the right sentence.

We usually play football on Thursday.  
I cleaned my room last Saturday.  
She watered the plants last week.

## Lesson Five

### 2. Look, listen and answer.

1. Did you walk your dog yesterday?
2. Did you play tennis yesterday?
3. Did you water the plants yesterday?
4. Did you talk with your friend yesterday?
5. Did you paint the window yesterday?
6. Did you listen to a song yesterday?
7. Did you clean your trainers yesterday?

### 5. Listen and choose the correct answer.

What did you do yesterday?  
I helped my mom yesterday.  
I had a great time. I had a great time.  
That's what I did yesterday.

What did you do yesterday?  
I washed my dog yesterday.  
I had a great time. I had a great time.  
That's what I did yesterday.

What did you do yesterday?  
I played the piano yesterday.  
I had a great time. I had a great time.  
That's what I did yesterday.

What did you do yesterday?  
I cleaned my classroom yesterday.  
I had a great time. I had a great time.  
That's what I did yesterday.

[https://www.youtube.com/watch?vşO\\_5m-3ckWPg](https://www.youtube.com/watch?vşO_5m-3ckWPg)

### 6. Let's sing.

[https://www.youtube.com/watch?vşO\\_5m-3ckWPg](https://www.youtube.com/watch?vşO_5m-3ckWPg)

## Lesson Six

### 5. Listen and say where they are.

**Shop assistant:** Can I help you?

**Tina:** Yes, please. We want seven apples and five pears.

**Dan:** And a big bunch of grapes.

**Shop assistant:** It's 58 lei.

**Mother:** Here's 58 lei. Thank you.

**Shop assistant:** Thank you.

### 6. Say *STOP* when you hear the name of a fruit.

See page 51 Pupil's Book

## Lesson Seven

### 2. Learn how to make fruit salad. Listen and order the sentences.

1. Take an orange, an apple, a pear, and a banana.
2. Wash and peel them.
3. Chop the fruits and put them in a bowl.
4. Mix the fruits with yogurt.
5. This salad is delicious.

### 8. Let's sing.

At times I want an apple.  
Sometimes I want some grapes.  
Somedays I'm feeling hungry  
And then I want to eat them all.  
Look, there is a banana!  
Sometimes I want a banana.  
Sometimes I want a pear.  
Somedays I'm feeling hungry  
And then I want to eat them all.  
Oh, I really like fruits!

At times I want an orange.  
Sometimes I want some water melon.  
Somedays I'm feeling hungry  
And then I want to eat them all.  
Look, there is a strawberry!  
Sometimes I want a strawberry.  
Sometimes I want a peach.  
Somedays I'm feeling hungry  
And then I want to eat them all.

[Uhttps://www.youtube.com/watch?vşbAhlYxS-6gcw](https://www.youtube.com/watch?vşbAhlYxS-6gcw).



## Lesson Eight

### 2. Listen and choose the right sentence.

**Nick:**

We celebrate Mother's Day on 8 March.

Father and I get up early on this day.

I give my mother a hug and a kiss.

## Let's test our skills

### 5. Listen and write the dates.

School starts on the first of September.

We celebrate Mother's Day on the eighth of March.

We celebrate Christmas on the seventh of January.

My birthday is on the sixth of August.

## Unit 4

## Lesson One

### 2. Look at the picture. Listen and agree or disagree.

1. The classroom is small.

2. The walls are white.

3. There is a picture on the wall.

4. There are a lot of desks and chairs.

5. There are a lot of pupils in the classroom.

## Lesson Two

### 3. Listen and make a list of sport games.

I like basketball. I play for the school team on Saturdays.

I like tennis, but I don't play it in winter when it is cold and wet.

My favourite sport is chess. I play it every day at home and at school.

I play football and I love it. We play football matches every week.

## Lesson Three

### 7. Do animals talk? Listen and match.

The dog goes woof  
The cow goes moo  
The duck goes quack  
And the owl says to whit to whoo  
The cat goes meow  
The bird goes tweet, tweet  
The pig goes oink, oink  
And the little mouse says squeak,  
squeak  
These are the sounds that the  
animals make.  
These are the sounds that the  
animals make.

The horse goes neigh, neigh  
The sheep goes baa, baa  
The rabbit goes thump, thump  
And the people they say bla, bla, bla  
The snake goes hiss, hiss  
The chicken goes cluck, cluck  
The frog goes ribbit, ribbit  
The bee says buzz, buzz  
These are the sounds that the  
animals make.  
These are the sounds that the  
animals make.

<https://www.youtube.com/watch?vst99ULJjCsaM>

## Lesson Four

### 5. Listen. Agree or disagree.

1. The Giant's garden was beautiful.
2. The children didn't like to play in the garden.
3. The Giant came back after ten years.
4. He made a wall round the garden.
5. There was snow in his garden in summer.

## Lesson Six

### 2. Listen and say why the children like summer.

1. My name is Andrew. I like summer vacation a lot. We often go to the seaside and have a super great time there. I love swimming in the sea.
2. I am Pete. Summer is my favourite season. I like going to the village. My grandpa has an animal farm there. I like helping him.
3. My name is Olga. I like playing outdoors. There is a beautiful lake where I live. I often go there with my friends. We swim and play there.
4. My name is Angela. I like travelling to other countries. Last year we visited Spain. It was fantastic.

## Unit 1

<b>Lesson One</b>	th /θ/ th /ð/	thank, think, three, third, thirteen, Thursday the, they, their, this, that, these, brother, father, mother
<b>Lesson Two</b>	ou /aʊ/ ou /əʊ/	mouth, house, mouse, count, around, blouse shoulder
<b>Lesson Three</b>	sh /ʃ/ c /s/ c /k/	wash, brush, short face, nice, juice, exercise cat, comb, class, classmate, carrot
<b>Lesson Four</b>	ee /i:/ j /dʒ/ ck /k/	green, knee, meet, see, teeth jeans, jump pick, backpack, black
<b>Lesson Five</b>	silent w	write, who, two, answer
<b>Lesson Six</b>	ch /tʃ/ ch /k/	cheese, sandwich, chips school
<b>Lesson Seven</b>	silent h	what, when, where, white, why

## Unit 2

<b>Lesson One</b>	our /ə/ our /ɔ:/	colour, colourful four
<b>Lesson Two</b>	silent k	know, knee, knock
<b>Lesson Three</b>	ur /ɜ:/	church, Thursday
<b>Lesson Four</b>	silent e	seven, seventeen, seventy, nine, nineteen, ninety
<b>Lesson Five</b>	tre /tə/	centre, theatre, metre
<b>Lesson Six</b>	tue /tʃu:/ ow /aʊ/ ow /əʊ/	statue how, tower, flower, town slow, know
<b>Lesson Seven</b>	ou /aʊ/ ou /ə/ ou /ʌ/	around, cloud, cloudy favourite double, country

## Unit 3

<b>Lesson One</b>	dg /dʒ/ silent gh	sledge, hedgehog night, bright, right, high, daughter, eight
<b>Lesson Two</b>	ture /tʃə/ you /jʌ/ you /juː/ your /jɔː/	picture, adventure young you your
<b>Lesson Three</b>	ear /ɪə/ ear /eə/	ear, earmuffs, dear, near wear
<b>Lesson Four</b>	oo /uː/	hoover, afternoon, room
<b>Lesson Five</b>	a(r) /ɔː/	walk, water, warm, wall
<b>Lesson Seven</b>	cious /ʃəs/ cial /ʃl/	delicious special
<b>Lesson Eight</b>	silent d silent t	sandwich, grandma, grandpa, Wednesday Christmas, listen, often
<b>Lesson Nine</b>	ck /k/	snack, back, backpack, black, chicken, thick

## Unit 4

<b>Lesson One</b>	air /eə/	chair, hair
<b>Lesson Two</b>	x /ks/	next, six, sixteen, sixty, mix
<b>Lesson Three</b>	g /dʒ/ g /g/	age, gym, large, orange, vegetable, village get, give, garden, great, green, good, big
<b>Lesson Four</b>	eau /juː/	beautiful
<b>Lesson Five</b>	aw /ɔː/ ng /ŋ/	saw evening, morning, sing, spring, strong

## Irregular verbs

be – was / were	make – made
begin – began	ride – rode
come – came	say – said
do – did	see – saw
get up – got up	sit – sat
give – gave	swim – swam
go – went	wake up – woke up
have – had	

Plurals of nouns	List of proper names
tooth – teeth	London /'lʌndən/
leaf – leaves	The London Eye /ðə,lʌndən'aɪ/
man – men	London Zoo /,lʌndən'zu:/
woman – women	Big Ben /bɪg'ben/
child – children	Buckingham Palace /,bʌkɪŋəm'pæləs/
	Double Decker /,dʌbl'dekə/
	Peter Pan Statue /pi:tə'pæn'stætʃu:/

## My Pet



I have a pet at home. It's a dog. His name is Kilimanjaro. It's a big name, but the dog is a big dog too. Why did we give him this name? Because in the year when I got the dog, all dogs' names had to begin with the letter 'K', and I knew the name Kilimanjaro from a map.

Kilimanjaro – Kil, for short – is a very good sort of dog when he is in the middle of a large garden. But our flat is too small for him.

This morning, after breakfast, I saw all the cups on the floor. It was Kil's work.

A minute later I heard a great noise in the garden. It was Kil running after the cat. The cat was up a tree, and Kil was at the foot, saying: 'Come down, and play with me!'



When Kil likes you, he gives you his paw – and you fall back, sitting down on the floor.



I like dogs. They are very good friends. They do not say unpleasant things to you, and when they look at you, there is a warm light in their eyes.

- You will find these words in the Vocabulary:**

year	for short	light	up a tree	fall back
map	middle	noise	paw	unpleasant

- Answer the questions.**

- |                                      |                               |
|--------------------------------------|-------------------------------|
| 1. What is the pet's name?           | 4. Is Kil a friendly dog?     |
| 2. What is the dog's name for short? | 5. Why are dogs good friends? |
| 3. Does the dog live in a house?     |                               |

- Choose the correct word to complete each sentence.**

- The dog is \_\_\_\_\_.
 

a. little	b. big	c. small
-----------	--------	----------
- Kil is a good dog when he is in the \_\_\_\_\_.
 

a. house	b. flat	c. garden
----------	---------	-----------
- Kil was running after a \_\_\_\_\_.
 

a. dog	b. cat	c. rabbit
--------	--------	-----------
- When Kil gives you his paw, you \_\_\_\_\_.
 

a. stand up	b. sit down	c. fall back
-------------	-------------	--------------

## A Birthday Party



Four friends get ready for a birthday party: Bill and Dan, and Pat, and Ann. Dan and Ann set the table. Bill fills up the cups. Here comes Pat. It is her birthday. Bill, Dan, and Ann have a surprise for Pat. The surprise is in a box. The box begins to shake. A pup jumps on Pat.



Look out for the cake!

Look out for the cups!

Four friends and one pup clean up.

- **You will find these words in the Vocabulary:**

get ready

cup

pup

set the table

shake

look out

fill up

- **Answer the questions.**

1. Whose birthday party is it?
2. Who sets the table?
3. What does Bill do?
4. What surprise do Bill, Dan, and Ann have for Pat?
5. Why does the box begin to shake?
6. How does the pup clean up?

- **Choose the correct word to complete each sentence.**

1. Pat has \_\_\_\_\_ friends.  
a. two                      b. three                      c. four
2. Dan and Ann \_\_\_\_\_ the cups on the table.  
a. put   b. clean   c. draw
3. The pup is \_\_\_\_\_ the box.  
a. under                      b. in                              c. near
4. The pup cleans up with its \_\_\_\_\_ .  
a. nose                      b. ears                              c. tongue

## What Time Is It?



The clock says tickety-tock, it's eight o'clock in the morning.  
'Time to get up,' calls Mother. 'We have a busy day ahead'.

First I dress, then I comb my hair and brush my teeth. I remember to make my bed and go to the kitchen.



The clock says tickety-tock, it's nine o'clock. 'Breakfast is ready,' says Mother.

I love fresh orange juice and blueberry pancakes with maple syrup.

The clock says tickety-tock, it's ten o'clock.

'You can go and play while I make dinner,' says Mother.



The clock says tickety-tock. It's one o'clock in the afternoon.

'Dinner's ready,' calls Mother from the kitchen.

I have a chicken drumstick and a lot of potatoes..



The clock says tickety-tock. Now it's nine o'clock. 'It's time for bed,' calls Mother.

- **You will find these words in the Vocabulary:**

call

blueberry

syrup

ahead

pancake

while

remember

maple

drumstick

- **Answer the questions.**

1. When do you get up in the morning?
2. What do you do at eight o'clock?
3. Do you remember to make your bed in the morning?
4. What do you like to have for breakfast?
5. On what days of the week can you play in the morning?
6. Do you like potatoes for dinner?
7. When do you go to bed?



## Five Little Dogs

Five little dogs  
At the house door.  
One runs in,  
Then there are four.



Two little dogs  
Sit in the sun.  
One runs away,  
Then there is one.

Four little dogs  
Playing near a tree.  
One runs away  
Then there are three.



One little dog  
Plays here with May.  
Tom runs to see him,  
But he runs away.

Three little dogs  
Say: "What can we do?"  
One runs away  
Then there are two.



Five little dogs  
As happy as can be  
All run and play  
Under the big tree.



## My Dog

I have a funny black and white dog,  
He never barks at me, never.  
With a cold nose and a nice face,  
And eyes that look so clever!  
And he is my good friend  
As only a dog can be.  
And we have a very nice time  
Because he plays with me.



## The Wind

Oh, I want to know  
What does the wind do?  
Where does the wind go,  
Mother, when it does not blow?

No one can tell me,  
Nobody knows,  
Where the wind comes from,  
Where the wind goes.

## Weather

"What is the weather going to be today?"  
"Rain or snow?" the people say.  
They look at the sky, all wooly grey,  
And watch the way the wind is blowing  
And they suddenly know  
Because it's suddenly snowing!





## For the End of the Day

And now at last the sun  
Is going down behind the wood,  
And I am very happy,  
For I know that I've been good.


## On my whiteboard

On my whiteboard I can draw  
One little house with one green door,  
Two brown gates that open wide,  
Three red steps that lead inside  
For little chimneys painted white  
Five little windows shining bright,  
Six yellow daffodils straight and tall,  
Growing up against the wall.



## Do your best

Do your best, your very best;  
And do it every day.  
Little boys and little girls,  
That is the wisest way.



No matter what you try to do,  
At home or at your school,  
Always do your very best,  
There is no better rule.

So if you read your little book,  
Or if you learn to spell  
Or if you play with hoop or ball,  
Be sure to do it well.



## Lazy Mary

Lazy Mary, will you get up, will you get up,  
will you get up, will you get up,  
Lazy Mary, will you get up,  
Will you get up today?

No, no, Mother, I won't get up,  
I won't get up, I won't get up,  
No, no, Mother, I won't get up,  
I won't get up today.



## Clocks and watches



Our great  
Steeple clock  
Goes Tick-Tock,  
Tick-Tock;



Our small  
Mantel clock  
Goes Tick-Tack, Tick-Tack,  
Tick-Tack, Tick-Tack.

Our little  
Pocket watch  
Goes Tick-a-tacker, Tick-a-tacker,  
Tick-a-tacker, tick.



## Some Good Rules

Early to bed,  
Early to rise,  
Makes a man healthy,  
Wealthy and wise.

\*\*\*\*\*

After dinner sit awhile,  
After supper walk a mile.

\*\*\*\*\*

Let us try to be polite  
In everything we do.  
Remember always to say "Please"  
And don't forget "Thank you."

## My Hand

This is the father short and stout.  
This is the mother with children all about.  
This is the brother, tall you see.  
This is the sister with dolly on her knee.  
This is the baby, sure to grow.  
And here is the family all in a row.

## Can you tell me



Can you tell me,  
Can you tell me,  
What little boys do?  
They run and jump,  
They run and jump,  
So I will jump too.

Can you tell me,  
Can you tell me,  
What little people do?  
They play and work,  
They play and work,  
So I will work too.



Can you tell me,  
Can you tell me,  
What little girls do?  
They dance and skip,  
They dance and skip,  
So I will skip too.



Can you tell me,  
Can you tell me,  
What little babies do?  
They eat and sleep,  
They eat and sleep,  
So I will sleep too.



Elizabeth, Elspeth, Betty, and Bess  
They all went together to look at a nest.  
They saw a nest with four eggs in it,  
They all took one and left three in!  
Why is it so?



"How old are you, little boy?" asked an old man a little boy in the park.  
"Six," came a quick answer.  
"Six," repeated the old man, "and yet you are not as tall as my umbrella."  
"And how old is your umbrella?" asked the boy.

## The Grand New Year

It's coming, boys.  
It's almost here.  
It's coming, girls,  
The Grand New Year.



A Year to be glad in,  
Not to be sad in,  
A year to live in,  
To gain, not to give in.

## The New Year's Tree

Oh, New Year's Tree,  
Oh, New Year's Tree,

How green are your sweet branches!  
You bloom not only when it's warm,  
But also in the winter storm.

Oh, New Year's Tree!  
Oh, New Year's Tree!

How sweet are your green branches!



## We Wish You a Merry Christmas

1. We wish you a Merry Christmas,  
(3 times)  
And a Happy New Year!
2. Oh, bring us some figgy pudding,  
(3 times)  
And bring it right here.
3. We won't go until we get some,  
(3 times)  
So bring it right here.
4. We all like our figgy pudding,  
(3 times)  
So bring it right here.

5. We wish you a Merry Christmas,  
(3 times)  
And a Happy New Year.  
(Refrain)



## April

Green blades of grass  
Yellow crocus shoots.

Go deep, dark roots.  
Go high, bright flowers.

Goodbye, snow boots!



## Good Morning

Two little robins,  
What is it they say?  
Get up and be happy  
The whole bright day:

You three little sisters –  
Ann, Kitty and Sue,  
We two little brothers  
Come singing to you.

And when two brother robins  
Come singing together,  
Joy comes with the robins,  
And sunny weather.



## Which Is Better — To Be Ill or To Be Well?



A friend came one day to a house where there were three children: a boy and two girls.

Two of them – the boy and one of the girls – were ill. They were in bed and all the members of the family were sorry for them. They brought toys and nice things to eat and gave them to the children who were ill in bed.

The other little girl sat in a corner and cried. The friend, who liked children, went up to her and asked, 'Why are you crying? You are not ill.'

'No', said the little girl, 'I am not ill, so they don't bring me any presents.'



## Hurray! School Is Over! Summer Is Here!

There is so much to do on a long summer day. I am ready to play. I will play in the park. I will play in the forest. I will play by the river. I will play on the beach. I will go to the country. I will go to the seaside. I will go to the mountains. I will visit my grandparents. I will visit my cousins. I will visit my friends. I will go fishing. I will go for a picnic. I will play football. I will skip. I will have fun.

# Vocabulary

## Aa /eɪ/

<b>about</b> /ə'baʊt/	despre	о, об
<b>address</b> /ə'dres/	adresă	адрес
<b>afternoon</b> /,ɑ:ftə'nu:n/	după-amiază	после полудня
<b>again</b> /ə'gen/	din nou	снова
<b>age</b> /eɪdʒ/	vârstă	возраст
<b>ahead</b> /ə'hed/	înainte	вперёд, впереди
<b>all</b> /ɔ:l/	tot, toți, toate	весь, вся, всё, все
<b>all over</b> /,ɔ:l 'əʊvə/	peste tot	повсюду
<b>all right</b> /ɔ:l 'raɪt/	bine	хорошо
<b>around</b> /ə'raʊnd/	în jur	вокруг

## Bb /bi:/

<b>baby</b> /'beɪbi/	bebeluș	младенец
<b>bank (of the river)</b> /bæŋk/	mal, țărm	берег, побережье
<b>beach</b> /bi:tʃ/	litoral, plajă	пляж, взморье
<b>begin</b> /bɪ'ɡɪn/	a începe	начинать
<b>black</b> /blæk/	negru	чёрный
<b>block of flats</b> /,blɒk əv 'flæts/	bloc de locuințe	жилой дом
<b>blueberry</b> /'blu:bəri/	afină	черника
<b>board</b> /bɔ:d/	tabla clasei	классная доска
<b>boot</b> /bu:t/	gheată	ботинок
<b>boring</b> /'bɔ:riŋ/	plicticos	скучный
<b>box</b> /bɒks/	cutie	коробка
<b>breakfast</b> /'brekfəst/	mic dejun	завтрак
<b>bridge</b> /brɪdʒ/	pod	мост
<b>brown</b> /braʊn/	cafeniu	коричневый
<b>brush</b> /brʌʃ/	a curăța	чистить
<b>bus</b> /bʌs/	omnibus, autobuz	автобус
<b>buy</b> /baɪ/	a cumpăra	покупать

<b>cabinet</b> /'kæbɪnət/	dulap	шкаф
<b>call</b> /kɔ:l/	a chema, a striga	звать, окликать
<b>camp (n)</b> /kæmp/	tabără	лагерь
<b>carpet</b> /'kɑ:pɪt/	covor	ковёр
<b>celebrate</b> /'selɪbreɪt/	a sărbători	праздновать
<b>centre</b> /'sentə/	centru	центр
<b>change</b> /tʃeɪndʒ/	a schimba	менять, изменять
<b>cheese</b> /tʃi:z/	cașcaval	сыр
<b>chess</b> /tʃes/	șah	шахматы
<b>child</b> /tʃaɪld/	copil	ребёнок
<b>chicken</b> /'tʃɪkɪn/	pui (de găină)	цыплёнок
<b>chop</b> /tʃɒp/	a tăia mărunț	нарезать
<b>church</b> /tʃɜ:tʃ/	biserică	церковь
<b>cinema</b> /'sɪnəmə/	cinema	кино
<b>circus</b> /'sɜ:kəs/	circ	цирк
<b>city</b> /'sɪti/	oraș	город
<b>(in) class</b> /klɑ:s/	(la) lecție	(на) уроке
<b>clean</b> /kli:n/	curat, a curăța	чистый, чистить
<b>clock</b> /klɒk/	ceas, ceasornic	часы
<b>cloud</b> /klaʊd/	nor	облако
<b>cloudy</b> /'klaʊdi/	noros, înnorat	облачный
<b>clown</b> /klaʊn/	clown	клоун
<b>coat</b> /kəʊt/	jachetă, palton	пиджак, пальто
<b>colourful</b> /'kɒləfəl/	colorat	красочный, яркий
<b>come</b> /kʌm/	a veni	приходить
<b>come back</b> /kʌm 'bæk/	a reveni	возвращаться
<b>competition</b> /,kɒmpə'tɪʃn/	concurs, competiție	соревнование
<b>congratulation</b> /kən,grætʃu'leɪʃn/	felicitare	поздравление



<b>country</b> /'kʌntri/	țară	страна
<b>cow</b> /kaʊ/	vacă	корова
<b>cry</b> /kraɪ/	a plânge	плакать
<b>cup</b> /kʌp/	ceșcuță	чашка
<b>cut</b> /kʌt/	a tăia	резать

## Dd /dɪ:/

<b>dear</b> /dɪə/	scump, drag	дорогой
<b>delicious</b> /dɪ'lɪʃəs/	delicios	очень вкусный
<b>destroy</b> /dɪs'trɔɪ/	a distruge	разрушать
<b>difficult</b> /'dɪfɪkəlt/	dificil, greu	трудный
<b>door</b> /dɔ:(r)/	ușă	дверь
<b>double decker</b> /,dʌbl 'dekə/	autobuz cu imperială	двухэтажный автобус
<b>drink</b> /drɪŋk/	a bea	пить
<b>drumstick</b> /'drʌmstɪk/	pulpă de pasăre fiartă	ножка варёной птицы
<b>duck</b> /dʌk/	rață	утка

## Ee /eɪ/

<b>ear</b> /ɪə(r)/	ureche	ухо
<b>easy</b> /'i:zi/	ușor	легко
<b>early</b> /'ɜ:li/	devreme	рано
<b>entrance</b> /'entrəns/	intrare	вход
<b>evening</b> /'i:vnɪŋ/	seară	вечер
<b>Excuse me!</b> /ɪk'skju:z/	Mă scuzați!	Извините!
<b>eye</b> /aɪ/	ochi	глаз

## Ff /ef/

<b>face</b> /feɪs/	față	лицо
<b>fall back</b> /,fɔ:l 'bæk/	a cădea înapoi	упасть назад
<b>fall down</b> /,fɔ:l 'daʊn/	a cădea	упасть

<b>fast</b> /fɑ:st/	rapid, iute	быстро
<b>farm</b> /fɑ:m/	fermă	ферма
<b>fat</b> /fæt/	gras	толстый
<b>favourite</b> /'feivərɪt/	favorit, preferat	любимый
<b>feed</b> /fi:d/	a hrăni	кормить
<b>field</b> /fi:ld/	câmp	поле
<b>fill up</b> /,fɪl 'ʌp/	a umple	наполнять
<b>fish</b> /fɪʃ/	pește	рыба
<b>food</b> /fu:d/	mâncare	еда
<b>for short</b> /fə 'ʃɔ:t/	pe scurt	для краткости
<b>forest</b> /'fɒrɪst/	pădure	лес
<b>fortress</b> /'fɔ:trəs/	fortăreață, cetate	крепость
<b>full</b> /fʊl/	plin	полный
<b>fruit</b> /fru:t/	fruct	фрукт

## Gg / dʒi: /

<b>get dressed</b> /'get drest/	a se îmbrăca	одеться
<b>get ready</b> /,get 'redi/	a se pregăti	приготовлять
<b>get up</b> /,get 'ʌp/	a se scula	вставать
<b>get (to school)</b> /get (tə sku:l)/	a ajunge (la școală)	добраться (до школы)
<b>giant</b> /'dʒaɪənt/	uriaș	великан
<b>give</b> /gɪv/	a da	давать
<b>glad</b> /glæd/	bucuros	рад, радостный
<b>glass</b> /glɑ:s/	pahar	стакан
<b>glove</b> /glʌv/	mănușă	перчатка
<b>go away</b> /,gəʊ ə'weɪ/	a pleca	уходить, уезжать
<b>grapes</b> /greɪps/	struguri	виноград
<b>grandparents</b> /'grænpəərənts/	bunici	дедушка и бабушка
<b>grey</b> /greɪ/	gri, cenușiu, cărunt	серый, седой

<b>ground</b> /graʊnd/	pământ, sol	земля, почва
<b>guess</b> /ges/	a ghici	угадывать
<b>gym</b> /dʒɪm/	sală de gimnastică	спортивный зал

## Hh / eɪtʃ: /

<b>have to</b> /'hæv tə/	trebuie	необходимо
<b>hair</b> /heə/	păr	волосы
<b>hand</b> /hænd/	mână	рука
<b>hat</b> /hæt/	pălărie	шляпа
<b>head</b> /hed/	cap	голова
<b>healthy</b> /'helθi/	sănătos	здоровый
<b>help</b> /help/	a ajuta	помогать
<b>high</b> /haɪ/	înalt	высокий
<b>hobby</b> /'hɒbi/	pasiune	хобби
<b>hoover</b> /'hu:və(r)/	aspirator	пылесос
<b>horse</b> /hɔ:s/	cal	конь
<b>hospital</b> /'hɒspɪtl/	spital	больница
<b>how</b> /haʊ/	cum	как
<b>hungry</b> /'hʌŋɡri/	flămând	голодный
<b>hunt</b> /'hʌnt/	vânătoare	охота

## Jj / dʒeɪ /

<b>juice</b> /dʒu:s/	suc	сок
<b>jump</b> /dʒʌmp/	a sări	прыгать

## Kk / keɪ /

<b>keep</b> /ki:p/	a păstra	держать
<b>kind</b> /kaɪnd/	blând, amabil	добрый
<b>knee</b> /ni:/	genunchi	колени
<b>know</b> /nəʊ/	a cunoaște, a ști	знать

<b>lake</b> /leɪk/	lac	озеро
<b>large</b> /lɑ:dʒ/	mare, larg	большой, широкий
<b>be late</b> /bi 'leɪt/	a întârzia	опоздать
<b>leaf</b> /li:f/	frunză	лист
<b>learn</b> /lɜ:n/	a învăța	учить, изучать
<b>leg</b> /leg/	picior	нога
<b>library</b> /'laɪbrəri/	biblioteca	библиотека
<b>light</b> /laɪt/	lumină, luminos	свет, светлый
<b>listen</b> /'lɪsn/	a asculta	слушать
<b>live</b> /lɪv/	a trăi, a locui	жить
<b>look</b> /lʊk/	a privi	смотреть
<b>look out</b> /,lʊk 'aʊt/	a avea grijă	осторожно
<b>a lot of</b> /ə 'lɒt əv/	mult, mulți, multe	много
<b>lunch</b> /lʌntʃ/	(masă de) prânz	обед

<b>man</b> /mæn/	bărbat	мужчина
<b>many</b> /'meni/	multe, mulți	много
<b>map</b> /mæp/	hartă	карта
<b>maple</b> /meɪpl/	arțar	клён
<b>market</b> /'mɑ:kɪt/	piață, târg	рынок
<b>match</b> /mætʃ/	meci	соревнование, матч
<b>menu</b> /'menju:/	meniul	меню
<b>middle</b> /mɪdl/	mijloc	середина
<b>milk</b> /mɪlk/	lapte	молоко
<b>mix</b> /mɪks/	a amesteca	смешивать
<b>mouth</b> /maʊθ/	gură	рот
<b>much</b> /mʌtʃ/	mult	много
<b>museum</b> /mju'ziəm/	muzeu	музей

**Nn** / en /

<b>near</b> /nɪə/	aproape	близко
<b>neat</b> /ni:t/	ordonat	аккуратный
<b>new</b> /nju:/	nou	новый
<b>news</b> /nju:z/	știri	новости
<b>next</b> /nekst/	următor	следующий
<b>night</b> /naɪt/	noapte	ночь
<b>noise</b> /nɔɪz/	zgomot	шум
<b>nose</b> /nəʊz/	nas	нос

**Oo** / əʊ /

<b>outdoors</b> /ˌaʊtˈdɔːz/	afară, în aer liber	на открытом воздухе
-----------------------------	---------------------	---------------------

**Pp** / pi: /

<b>pancake</b> /'pæŋkeɪk/	clătită	блин
<b>party</b> /'pɑːti/	petrecere	вечеринка
<b>paw</b> /pɔː/	labă	лапа
<b>peach</b> /pi:tʃ/	piersică	персик
<b>pear</b> /peə/	pară	груша
<b>peel</b> /pi:l/	a coji	чистить
<b>piano</b> /pi'ænəʊ/	pian	фортепьяно
<b>pick up</b> /ˌpɪk 'ʌp/	a lua, a culege	поднимать, брать
<b>pie</b> /paɪ/	pateu, plăcintă	пирог, пирожок
<b>pig</b> /pɪg/	porc	поросёнок
<b>plane</b> /pleɪn/	avion	самолёт
<b>plant</b> /plɑːnt/	a sădi, a planta	сажать
<b>point (at)</b> /pɔɪnt/	a arăta (spre)	указывать (на)
<b>postcard</b> /'pəʊstkɑːd/	carte poștală	почтовая карточка

<b>primary (school)</b> /'praɪməri (sku:l)/	(școală) primară	начальная (школа)
<b>pup</b> /pʌp/	cățeluș	щенок

## Rr / a:(r) /

<b>rain</b> /'reɪn/	ploaie	ДОЖДЬ
<b>rainy</b> /'reɪni/	ploios	ДОЖДЛИВЫЙ
<b>really</b> /'ri:əli/	într-adevăr	ДЕЙСТВИТЕЛЬНО
<b>remember</b> /rɪ'membə/	a ține minte	ПОМНИТЬ
<b>rest</b> /rest/	odihnă	ОТДЫХ
<b>river</b> /'rɪvə/	râu, fluviu	РЕКА
<b>round</b> /raʊnd/	rotund, în jur	КРУГЛЫЙ, ВОКРУГ

## Ss / es /

<b>salad</b> /'sæləd/	salată	САЛАТ
<b>sandwich</b> /'sænwɪtʃ/	sandvici, tartină	БУТЕРБРОД
<b>say</b> /seɪ/	a spune	ГОВОРИТЬ
<b>scarf</b> /skɑ:f/	fular, eșarfă	ШАРФ
<b>sea</b> /si:/	mare (subst.)	МОРЕ
<b>seaside</b> /'si:sɑɪd/	litoral	МОРСКОЙ КУРОРТ
<b>see</b> /si:/	a vedea	ВИДЕТЬ
<b>selfish</b> /'selfɪʃ/	egoist	ЭГОИСТИЧНЫЙ
<b>set (the table)</b> /,set (ðə'teɪbl/	a pune masa	НАКРЫВАТЬ НА СТОЛ
<b>shake</b> /ʃeɪk/	a (se) clătina	СОТРЯСАТЬ(СЯ)
<b>sheep</b> /ʃi:p/	oaie, oi	ОВЦА, ОВЦЫ
<b>shopping list</b> /'ʃɒpɪŋ lɪst/	lista de cumpărături	СПИСОК ПОКУПОК
<b>shoulder</b> /'ʃəʊldə/	umăr	ПЛЕЧО
<b>sing</b> /sɪŋ/	a cânta	ПЕТЬ
<b>skate</b> /sket/	a patina	КАТАТЬСЯ НА КОНЬКАХ

<b>ski</b> /ski:/	a schia	ходить на лыжах
<b>sky</b> /skɑɪ/	cer	небо
<b>sledge</b> /sledʒ/	sanie	сани
<b>slow</b> /sləʊ/	încet	медленный
<b>smile</b> /smail/	a zâmbi	улыбаться
<b>(too) small</b> /,(tu:) 'smɔ:l/	(prea) mic	(слишком) маленький
<b>snow</b> /snəʊ/	zăpadă	снег
<b>snowflake</b> /'snəʊfleɪk/	fulg de zăpadă	снежинка
<b>snowman</b> /'snəʊmæn/	om de zăpadă	снеговик
<b>sometimes</b> /'sʌmtaɪmz/	uneori, câteodată	иногда
<b>somewhere</b> /'sʌmweə/	undeva	где-то
<b>song</b> /sɒŋ/	cântec	песня
<b>sorry</b> /'sɒri/	îmi pare rău	виноват, простите
<b>Sounds (great)</b> /saʊndz (ɡreɪt)/	pare (superb)	звучит (замечательно)
<b>speak</b> /spi:k/	a vorbi, a conversa	говорить, разговари- вать
<b>sport</b> /spɔ:t/	sport	спорт
<b>stadium</b> /'steɪdiəm/	stadion	стадион
<b>stand</b> /stænd/	a sta (în picioare)	стоять
<b>start</b> /sta:t/	a începe	начинать
<b>story</b> /'stɔ:ri/	povestire, istorie	рассказ, история
<b>strawberry</b> /'strɔ:bəri/	căpșună	клубника
<b>street</b> /stri:t/	stradă	улица
<b>success</b> /sək'ses/	succes	успех
<b>sunbathe</b> /'sʌnbet̪/	a se bronză	загорать
<b>sunny</b> /'sʌni/	însorit	солнечный
<b>sure</b> /ʃʊə/	desigur	конечно
<b>syrup</b> /'sɪrəp/	sirop	сироп

**Tt** / ti: /

<b>table</b> /'teɪbl/	masă	стол
<b>tale</b> /teɪl/	poveste	рассказ
<b>tasty</b> /'teɪsti/	gustos	вкусный
<b>tea</b> /ti:/	ceai	чай
<b>theatre</b> /'θɪətə/	teatru	театр
<b>there</b> /ðeə/	acolo	там
<b>thick</b> /θɪk/	gros	толстый
<b>thing</b> /θɪŋ/	lucru, obiect	вещь, предмет
<b>thirsty</b> /'θɜ:sti/	însetat	томимый жаждой
<b>tired</b> /'taɪəd/	obosit	усталый
<b>toe</b> /təʊ/	deget de la picior	палец на ноге
<b>together</b> /tə'geðə/	împreună	вместе
<b>tomorrow</b> /tə'mɒrəʊ/	mâine	завтра
<b>tooth</b> /tu:θ/ ( <b>teeth</b> /ti:θ/)	dinte (dinți)	зуб (зубы)
<b>tower</b> /taʊə/	turn	башня
<b>town</b> /taʊn/	oraș	город
<b>travel</b> /trævl/	a călători	путешествовать
<b>trousers</b> /'traʊzəz/	pantaloni	брюки
<b>(on) tube</b> /(ɒn) tju:b/	cu metroul	на метро

**Uu** / ju: /

<b>unhappy</b> /ʌn'hæpi/	nefericit	несчастный
<b>unpleasant</b> /ʌn'pleznt/	neplăcut	неприятный
<b>up (a tree)</b> /,ʌp (ə'tri:)/	în copac	на дереве
<b>usually</b> /'ju:ʒuəli/	de obicei	обычно

**Vv** / vi: /

<b>vacation</b> /və'keɪʃən/	vacanță	каникулы
<b>vegetable</b> /'vedʒtəbl/	legumă	овощ
<b>view (n)</b> /vju:/	vedere	вид



**Ww** / dʌblju: /

<b>walk</b> /wɔ:k/	a merge pe jos, a (se) plimba	идти пешком, гулять
<b>wall</b> /wɔ:l/	perete	стена
<b>wash</b> /wɒʃ/	a spăla	мыть
<b>water (n)</b> /'wɔ:tə/	apă	вода
<b>water (v)</b> /'wɔ:tə/	a uda	поливать
<b>water-melon</b> /'wɔ:tə,melən/	pepene verde	арбуз
<b>way</b> /weɪ/	cale	путь
<b>weak</b> /wi:k/	slab	слабый
<b>Welcome</b> /'welkəm/	Bun venit	Добро пожаловать
<b>when</b> /wen/	când	когда
<b>which</b> /wɪtʃ/	care	который, которая
<b>while</b> /waɪl/	în timp ce	в то время как
<b>whiteboard</b> /'waɪt,bɔ:d/	tablă albă	белая доска
<b>who</b> /hu:/	cine	кто
<b>wide</b> /waɪd/	larg	широкий
<b>win</b> /wɪn/	a învinge	выиграть
<b>wind</b> /wɪnd/	vânt	ветер
<b>window</b> /'wɪndəʊ/	fereastră	окно
<b>windy</b> /'wɪndi/	cu vânt	ветренный
<b>woman</b> /'wʊmən/	femeie	женщина
<b>worry</b> /'wɒrɪ/	a-și face griji	беспокоиться
<b>worried</b> /'wɒrɪd/	îngrijorat	обеспокоенный

**Yy** / waɪ /

<b>year</b> /jɜ:/	an	год
<b>yogurt</b> /'jɒgət/	iaurt	йогурт
<b>young</b> /jʌŋ/	tânăr	молодой

# English

**English** is a three-level course which satisfies the new National Curriculum requirements in Moldova.

- **English** encourages pupils' interaction and communication;
- Provides systematic development of grammar, vocabulary, reading, writing, listening, speaking and pronunciation, integrated throughout;
- Raises pupils' awareness of cultural diversity;
- Makes it possible to check progress in an informal way through activities which involve discovery, problem-solving, language use and creative response.

Each level of **English** contains:

- **The Pupil's Book** – a beautifully illustrated textbook with stimulating activities that are based on child-friendly vocabulary and are pupil-oriented.
- **The Workbook** – a collection of activities that mirror the Pupil's Book content and provide additional material for classroom and home use.
- **The Teacher's Book** – a guide for teachers.

ISBN 978-9975-0-0334-6



9 789975 003346